


Small Safety Limit Switch

D4F-102-1R

High sensitivity, General load/Micro load, IP67, Slow action, 1NC/1NO, Roller plunger, UL2464 1 m Right-hand



Image

Actuator	Roller plunger
Contact form	1NC/1NO
Cable specifications	UL2464、1 m
Degree of protection	IP67

Ratings / Performance

As of March 3, 2019

Service life	General type
Operating mechanism	Slow action
Actuator	Roller plunger 12 dia. x 4.4 Sintered stainless steel roller
Frequency	50/60 Hz
Contact form	1NC/1NO
Load	General load/Micro load
Earth terminal	With earth wire
Cable specifications	UL2464、1 m 公称断面积: AWG22 仕上り径: 8.3 mm 引き出し方向: Right-hand
Ambient temperature	使用时: -30 to 70°C
Ambient humidity	95% max.

Permissible operating speed	1 mm/s to 0.5 m/s
Permissible operating frequency	Electrical: 30 operations / 1 minute max. Mechanical: 120 operations / 1 minute max.
Contact resistance (Initial value)	300 mΩ max. (voltage drop method at 5 to 8 VDC, 0.1 A)
Insulation resistance	Between each terminal of the same polarities: 100 MΩ min. Between each terminal of the different polarities: 100 MΩ min. Between live-metallic part and ground: 100 MΩ min. Between each terminal and non-live-metallic part: 100 MΩ min. at 500 VDC
Impulse withstand voltage	Between each terminal of the same polarities: 2.5 kV Between each terminal of the different polarities: 4 kV Between each terminal and ground: 4 kV
Durability	Electrical: 150,000 operations min. (1 A at 125 VAC, 2 circuits, 4 mA at 24 VDC, 2 circuits) Electrical: 1,000,000 operations min. (4 mA at 24 VDC, 4 circuits) Mechanical: 10 million operations min.
Vibration resistance	Malfunction: 10 to 55 Hz, 0.75 mm single amplitude
Shock resistance	Destruction: 1000 m/s**2 min. Malfunction: 300 m/s**2 min.
Pollution degree	3 (EN60947-5-1)
Degree of protection	IP67
Classification of protection against electric shock	Class I (with earth wire)
Weight	Approx. 190 g

Operating Force (OF)	Standard value 12 N max.
Release Force (RF)	Standard value 1.5 N min.
Over-Travel (OT)	Standard value 3.2 mm min.
Total Travel (TT)	Reference value 4.5 mm

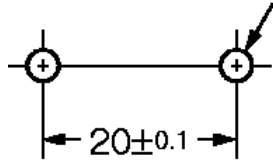
As of March 3, 2019

Dimensions

As of March 3, 2019

Mounting hole dimensions

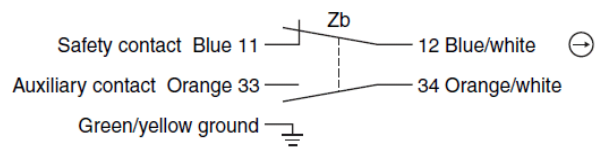
Two, 4.2-dia. or M4 screw hole



As of March 3, 2019

Circuits configuration

As of March 3, 2019



As of March 3, 2019