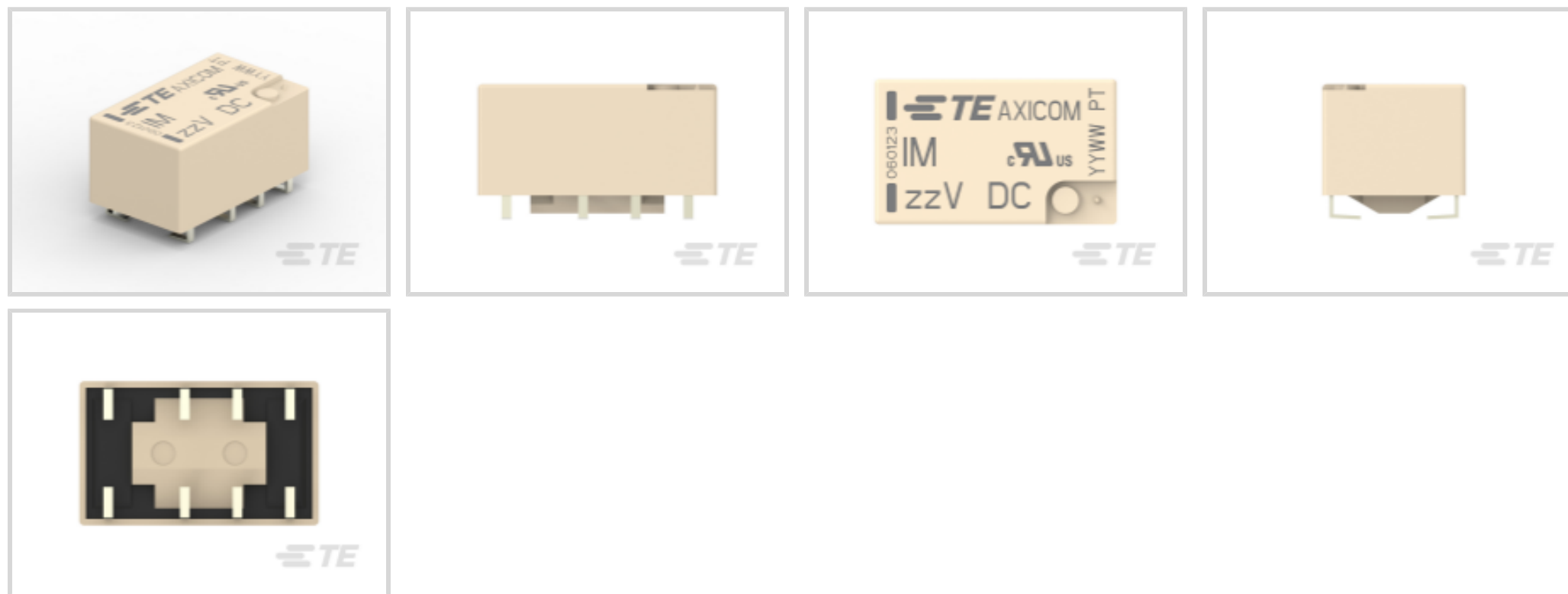




Relays, Contactors & Switches > Relays > Signal Relays > IM STANDARD (2 FORM C, 2CO CONTACTS)



Contact Voltage Rating: **250 VAC**

Coil Power Rating (DC): **140 mW**

Isolation (HF Parameter): **-18.8dB @ 900MHz, -37dB @ 100MHz**

Insertion Loss (HF Parameter): **-.03dB @ 100MHz, -.33dB @ 900MHz**

[All IM STANDARD \(2 FORM C, 2CO CONTACTS\) \(73\)](#)

## Features

### Product Type Features

Relay Type	IM Relay
Product Type	Relay

### Electrical Characteristics

Coil Power Rating Class	50 – 300 mW
Actuating System	DC
Insulation Initial Dielectric Between Open Contacts	1000 Vrms
Contact Limiting Short-Time Current	2 A
Insulation Initial Dielectric Between Contacts and Coil	1800 Vrms
Insulation Initial Dielectric Between Coil/Contact Class	1500 V – 2500 VA
Voltage Standing Wave Ration (HF Parameter)	1.06 @ 100MHz, 1.49 @ 900Mhz
Insulation Initial Dielectric Between Adjacent Contacts	1000 Vrms
Insulation Initial Resistance	1000000 MΩ
Contact Limiting Making Current	2 A
Coil Resistance	178 Ω

Contact Limiting Continuous Current	2 A
Coil Type	Monostable
Contact Limiting Breaking Current	2 A
Contact Switching Load (Min)	.1mA @ .0001V
Contact Voltage Rating	250 VAC
Coil Power Rating (DC)	140 mW
Coil Voltage Rating	5 VDC
Contact Switching Voltage (Max)	220 VDC
Coil Magnetic System	Monostable, DC, Polarized

### Signal Characteristics

Isolation (HF Parameter)	-18.8dB @ 900MHz, -37dB @ 100MHz
Insertion Loss (HF Parameter)	-.03dB @ 100MHz, -.33dB @ 900MHz

### Body Features

Insulation Special Features	2500V Initial Surge Withstand Voltage between Contacts & Coil
Weight	.75 g[.026 oz]

### Contact Features

Contact Plating Material	Gold
Contact Current Class	0 – 2 A
Contact Special Features	Bifurcated/Twin Contacts
Terminal Type	PCB-SMT
Contact Current Rating	2 A
Contact Arrangement	2 Form C (2 CO)
Contact Material	PdRu+Au
Contact Number of Poles	2

### Termination Features

Termination Type	Surface Mount
------------------	---------------

### Mechanical Attachment

Mounting Type	Printed Circuit Board
---------------	-----------------------

### Dimensions

Width Class (Mechanical)	0 – 6 mm
Width	6 mm[.222 in]



Height	5.65 mm[.221 in]
Length Class (Mechanical)	0 – 10 mm
Length	10 mm[.393 in]
Height Class (Mechanical)	0 – 6 mm
Dimensions (L x W x H) (Approximate)	10 x 6 x 5.65 mm[.393 x .236 x .222 in]

### Usage Conditions

Environmental Ambient Temperature (Max)	85 °C[185 °F]
Environmental Ambient Temperature Class	70 – 85°C
Environmental Category of Protection	RTV
Operating Temperature Range	-40 – 85 °C, -40 – 85 °C

### Operation/Application

Performance Type	Standard
------------------	----------

### Packaging Features

Packaging Method	Reel
------------------	------

### Other

Additional Features	J Leg
---------------------	-------

## Product Compliance

[For compliance documentation, visit the product page on TE.com>](#)


EU RoHS Directive 2011/65/EU	Compliant
EU ELV Directive 2000/53/EC	Compliant
China RoHS 2 Directive MIIT Order No 32, 2016	No Restricted Materials Above Threshold
EU REACH Regulation (EC) No. 1907/2006	Current ECHA Candidate List: JUN 2020 (209) Candidate List Declared Against: JAN 2020 (205) Does not contain REACH SVHC
Halogen Content	Not Low Halogen - contains Br or Cl > 900 ppm.
Solder Process Capability	Reflow solder capable to 260°C

#### Product Compliance Disclaimer

This information is provided based on reasonable inquiry of our suppliers and represents our current actual knowledge based on the information they provided. This information is subject to change. The part numbers that TE has identified as EU RoHS compliant have a maximum concentration of 0.1% by weight in homogenous materials for lead, hexavalent chromium, mercury, PBB, PBDE, DBP, BBP, DEHP, DIBP, and 0.01% for cadmium, or qualify for an exemption to these limits as defined in the Annexes of Directive 2011/65/EU (RoHS2). Finished electrical and electronic equipment products

will be CE marked as required by Directive 2011/65/EU. Components may not be CE marked. Additionally, the part numbers that TE has identified as EU ELV compliant have a maximum concentration of 0.1% by weight in homogenous materials for lead, hexavalent chromium, and mercury, and 0.01% for cadmium, or qualify for an exemption to these limits as defined in the Annexes of Directive 2000/53/EC (ELV). Regarding the REACH Regulation, the information TE provides on SVHC in articles for this part number is based on the latest European Chemicals Agency (ECHA) 'Guidance on requirements for substances in articles' posted at this URL: <https://echa.europa.eu/guidance-documents/guidance-on-reach>

## Compatible Parts



TE Model / Part # CAT-AX41-IM11B  
IM STANDARD (2 FORM C, 2CO CONTACTS)




TE Model / Part # 3-1462039-3  
IM03DJR=IM RELAY 140MW 5V

## Also in the Series | Axicom IM



RJ45 Connectors(2)



Signal Relays(122)

## Customers Also Bought



TE Model / Part #3-1827233-6  
.5FHP05H,440,B,GIG,08/Sn,HT,NS



TE Model / Part #3-1879216-4  
CPF0402 180K 0.1% 25PPM 1K RL



TE Model / Part #3-1827253-6  
.5FHP05H,220,S,GIG,08/Sn,HT,NSYes



TE Model / Part #350826-1  
04P UMNL HDR ASSY PC 94VO



TE Model / Part #1437566-4  
FSMSMTR=TACT SWITCH



TE Model / Part #1-1571983-1  
GDH08STR04=DIP SWITCH



## Documents

### Product Drawings

[IM03JR=IM Relay 140 mW 5 V](#)

English

[IM03JR=IM Relay 140 mW 5 V](#)

English

---

### CAD Files

[3D PDF](#)

3D

[Customer View Model](#)

[ENG\\_CVM\\_CVM\\_1462037-3\\_A.2d\\_dxf.zip](#)

English

[Customer View Model](#)

[ENG\\_CVM\\_CVM\\_1462037-3\\_A.3d\\_igs.zip](#)

English

[Customer View Model](#)

[ENG\\_CVM\\_CVM\\_1462037-3\\_A.3d\\_stp.zip](#)

English

By downloading the CAD file I accept and agree to the [Terms and Conditions](#) of use.

---

### Datasheets & Catalog Pages

[Axicom Signal and High Frequency Relays \(RF Switches\) APPLICATION NOTE #2](#)

English

[Lighting Relays Guide](#)

English

[Industrial Relays Quick Reference Guide](#)

English

[IM Relay Datasheet](#)

English

---

### Product Specifications

[Definitions Relays](#)

English

---

### Product Environmental Compliance

[MD\\_1-1462037-6\\_0327201829\\_dmtec](#)

English

[MD\\_1-1462037-6\\_0327201829\\_dmtec](#)

English