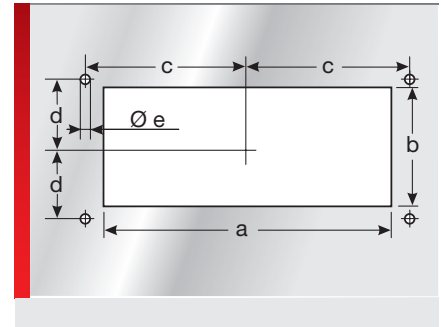
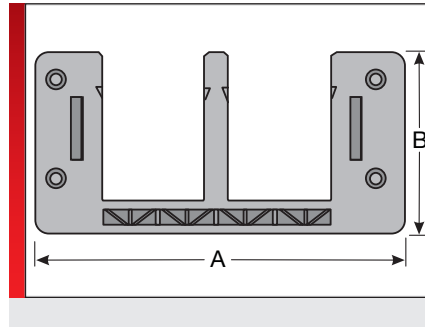



Cable entry system, type KDL/E



KDL/E cable entry system

PRODUCT INFORMATION

The KDL/E represents the 3rd generation of Murrplastik cable entry system.

- Even quicker mounting of pre-assembled cables
- Snap in, meaning screwing on is no longer absolutely necessary
- Catch hook for 1.5 – 2.0 mm plate thick-

ness included with delivery, additional catch hooks for up to 4.1 mm plate thickness available

- Fits standard cut-outs for connectors (e.g. Harting, Wieland and Rittal).
- EMC solution with discharge plate, simple realisation
- Matching grommets KDT/xE

SPECIFICATIONS

- Polyamide 6.6
- IP 54 (with suitable grommets and cables)
- 40 – 80 °C
- V0

Made in Germany

Type	Order No.	Colour	No. of openings small / large	for Ø mm	Pack qty.
For standard cut-out size 16					
KDL/E 16/2 ¹⁾	87121010	Black	0 / 2	16.00 – 31.00	1
KDL/E 16/4 ¹⁾	87121011	Black	4 / 0	3.00 – 16.00	1
KDL/E 16/5 ¹⁾	87121012	Black	4 / 1	3.00 – 31.00	1
KDL/E 16/8 ¹⁾	87121014	Black	8 / 0	3.00 – 16.00	1
For standard cut-out size 24					
KDL/E 24/4 ²⁾	87121016	Black	2 / 2	3.00 – 31.00	1
KDL/E 24/7 ²⁾	87121018	Black	6 / 1	3.00 – 31.00	1
KDL/E 24/10 ²⁾	87121020	Black	10 / 0	3.00 – 16.00	1

¹⁾ If catch hooks are used, then the width of the cut-out must be enlarged by 91 mm

²⁾ For matching adapter plates or floor plates, see chapter “Accessories for cable entry systems and plates”

DIMENSION TABLE

Type	Order No.	Installation height mm	A mm	B mm	a mm	b mm	c mm	d mm	e mm
For standard cut-out size 16									
KDL/E 16/2 ¹⁾	87121010	15.50	116.00	58.00	86.00	36.00	51.50	16.00	5.50
KDL/E 16/4 ¹⁾	87121011	15.50	116.00	58.00	86.00	36.00	51.50	16.00	5.50
KDL/E 16/5 ¹⁾	87121012	15.50	116.00	58.00	86.00	36.00	51.50	16.00	5.50

Cable entry system, type KDL/E

Type	Order No.	Installation height mm	A mm	B mm	a mm	b mm	c mm	d mm	e mm
KDL/E 16/8 ¹⁾	87121014	15.50	116.00	58.00	86.00	36.00	51.50	16.00	5.50
For standard cut-out size 24									
KDL/E 24/4 ²⁾	87121016	15.50	146.00	58.00	112.00	36.00	65.00	16.00	5.50
KDL/E 24/7 ²⁾	87121018	15.50	146.00	58.00	112.00	36.00	65.00	16.00	5.50
KDL/E 24/10 ²⁾	87121020	15.50	146.00	58.00	112.00	36.00	65.00	16.00	5.50

¹⁾ If catch hooks are used, then the width of the cut-out must be enlarged by 91 mm

²⁾ For matching adapter plates or floor plates, see chapter "Accessories for cable entry systems and plates"

MATERIAL PROPERTIES



Polyamide 6.6

MECHANICAL PROPERTIES



Protection class

IP 54 (with suitable grommets and cables)

THERMAL PROPERTIES



Temperature / temperature range

-40 – 80 °C

FIRE BEHAVIOUR



Fire classification

V0

APPROVALS AND OPERATING PERMITS



CSA approval



GL approval



UR approval

TECHNICAL INFORMATION



LABS free



UV-resistant

CONFORMITY



RoHS (EC Directive 202/95/EC)

Cable entry system, type KDL/E

GENERAL INFORMATION



Made in Germany

All details given in our sales material prospectuses and catalogues as well as the information available online are based on our current knowledge of the products described.

The electronic data and files made available by Murrplastik, particularly CAD files are based on our current knowledge of the product described.

A legally binding assurance of certain properties or the suitability for a certain purpose can not be determined from this information.

All information with respect to the chemical and physical properties of Murrplastik products as well as application advice given verbally, in writing or by tests, is given to the best of our knowledge.

This does not free the purchaser of carrying out their own inspections and tests in order to determine the suitability of a product for a specific purpose.

Murrplastik accepts no responsibility for the available information being up-to-date, correct or complete. Neither do we accept responsibility for the quality of this information.

Murrplastik accepts no liability for damage caused as a result of using our products.

Murrplastik reserves the right to make technical changes and improvements through constant further development of products and services.

Our General Terms and Conditions apply.

© Murrplastik Systemtechnik GmbH • proID_57416~20170611~890287~kdh_kdl_e