

SERIES 260HTS CARD LOK

RECOMMENDED GAP WIDTH

PCB + 7.62 mm (.300 in)

RECOMMENDED TORQUE

68 N-cm (6 in-lbs)

WEIGHT

1.21g/cm (.109 oz/in)

MATERIALS AND FINISH

BRACKETS AND FRONT WEDGE

Material: 6061-T6 or T6XXX per ASTM-B221 or AMS- QQ-A-200/8

Finish: See finish table on opposite page

SCREW AND WASHER

Material: Stainless steel

Finish: Passivated per AMS2700

THREADED INSERT

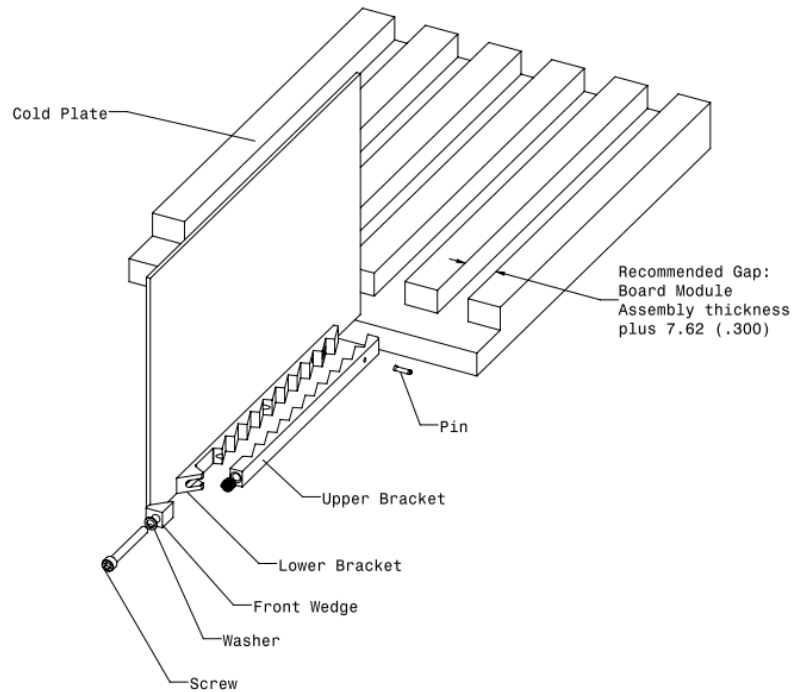
Material: Stainless steel

Finish: Passivated per AMS2700

PIN

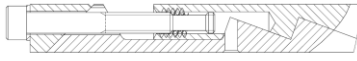
Material: Stainless steel

Finish: Passivated per AMS2700



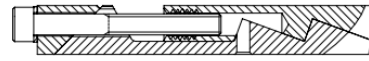
SERIES 260HTS CARD LOK

OPTIONS



DETAIL "K" (RELAXED VIEW)

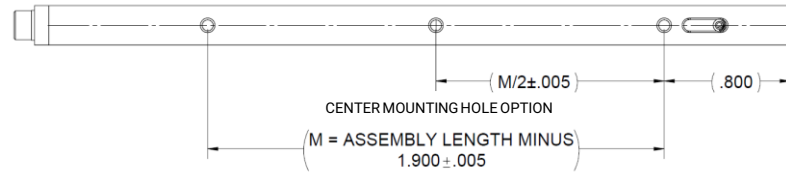
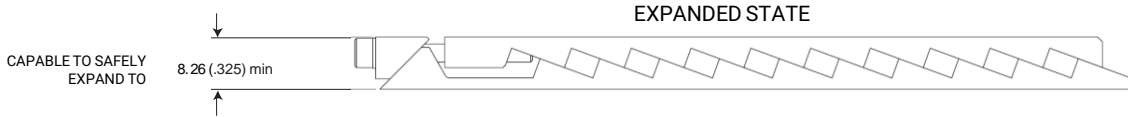
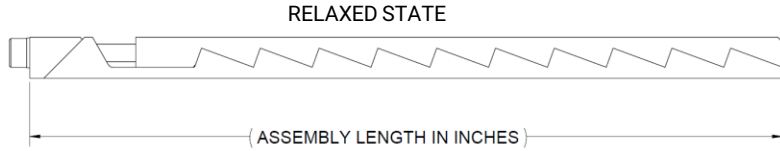
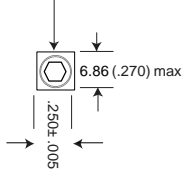
Detail "K"
Prevents the unintentional
disassembly of screw from shaft.



DETAIL "L" (RELAXED VIEW)

Detail "L" SCREW LOCKING INSERT
Provides prevailing torque for
resistance to loosening from shock
and vibration. Meets NASM 8846.

.094 PER ANSI/ASME B18.3
(M OPTION 2.5mm PER ANSI/ASME B18.3M)



Units: mm(in)
Unless specified otherwise,
.XX=±.25, .X=±.5
(.XXX=±.010, .XX=±.02)

Part Number Code	M	A	260HTS -2.80	E	L	K
Screw Drive						
Metric Screw Head M2.5 Hex Drive _____	M					
Standard Screw Head 3/32 Hex Drive __ [Blank]						
Surface Finish						
Black Anodized _____		A				
Electroless Nickel _____						EN
Length						
Length in 12.7 (.50 increments) _____			71.12 [2.80]			
_____			to 325.12 [12.80]			
Mounting						
Additional Center Mounting Hole _____				E		
None _____						[Blank]
Or choose from Mounting Method Table						
Threaded Insert						
Locking Insert _____						L
Free-Running Insert _____						[Blank]
Screw Type						
Captive Screw _____						K
Standard _____						[Blank]

Part Number Code Example: M A 260HTS – 4.80 E T2 L K
Series 260HTS Card-Lok with M2.5 hex drive, black anodized finish, 121.9 (4.80) long, with additional mounting hole, 2-56 tapped hole, locking insert and captive screw

FINISH TABLE

CODE LETTER	SURFACE FINISH
-------------	----------------

A	BLACK ANODIZE PER MIL-A-8625 TYPE II, CLASS 2
EN	ELECTROLESS NICKEL PER MIL-C-26074 CLASS 4, GRADE B, BRIGHT

MOUNTING METHOD TABLE

CODE LETTER	METHOD
-------------	--------

E	ADDITIONAL CENTER MOUNTING HOLE
T0	0-80 TAPPED HOLE
T2	2-56 TAPPED HOLE
TM2	M2 x 0.40 TAPPED HOLE
TM2.5	M2.5 x 0.45 TAPPED HOLE



SCHROFF