

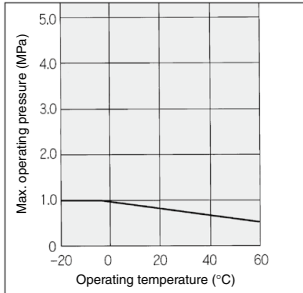
Polyurethane Coil Tubing

TCU Series



RoHS

For flexible tubing
Compact piping possible
Max. Operating Pressure



⚠ Precautions

Be sure to read this before handling the products.
Refer to back page 50 for Safety Instructions
and pages 13 to 17 for Fittings and Tubing
Precautions.

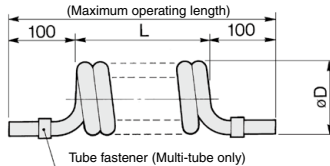
⚠ Caution

- Please consult with SMC regarding use with any fluids other than air.
- Abnormal temperature rise caused by adiabatic compression may result in the tube bursting.
- Please do not cut the coil and insert it into the fitting. This may cause air leakage, or tubing to come out after installation.
- Very slight leakage may occur in the multi-core tubing due to its characteristics.

Made to Order

Change of coil turns, Change of color

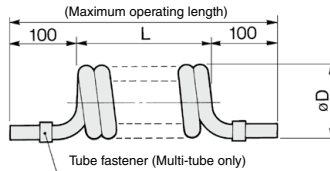
(Please contact SMC for specifications in detail, dimensions and delivery.)



Model/Specifications

Model	TCU 0425B-1	TCU 0425B-2	TCU 0425B-3	TCU 0604B-1	TCU 0604B-2	TCU 0604B-3	TCU 0805B-1
Number of cores	1 core	2 cores	3 cores	1 core	2 cores	3 cores	1 core
Tubing O.D. (mm)	4			6			8
Tubing I.D. (mm)	2.5			4			5
Fluid	Air						
Max. operating pressure (MPa)	20°C			0.8			
	40°C			0.65			
	60°C			0.5			
Applicable fittings	One-touch fittings, Insert fittings, Self-align fittings, Miniature fittings						
Operating temperature	-20 to +60°C						
Material	Polyurethane						
Color	Black (Opaque)						

Dimensions



Model	Specifications Tubing size (mm)		Coil (mm)		No. of cores	No. of coil windings per tube length	Max. operating length (m)	Standard unit of packing
	O.D.	I.D.	L	øD				
TCU0425B-1	4	2.5	210	18	1	52 ± 2	1.5	5 tubes/case
TCU0425B-2			280	28	2	35 ± 1		
TCU0425B-3			265		3	22 ± 1		
TCU0604B-1	6	4	325	24	1	54 ± 2	2	
TCU0604B-2			37		2	27 ± 1	1.5	
TCU0604B-3			305	3	17 ± 1	1		
TCU0805B-1	8	5	330	31	1	41 ± 2	2	

* The number of coil windings per tube length and dimensions are changeable due to material.

Model	Specifications Tubing size (mm)		Coil (mm)		No. of cores	No. of coil windings per tube length (N)	Max. operating length (mm)	Model	Specifications Tubing size (mm)		Coil (mm)		No. of cores	No. of coil windings per tube length (N)	Max. operating length (mm)
	O.D.	I.D.	L	øD					O.D.	I.D.	L	øD			
TCU0425□-1-N-X6	4	2.5	N x 4	18	1	3 to 90	L x 5.9 + 200	TCU0805□-1-N-X6	8	5	N x 8	31	1	3 to 90	L x 5.2 + 200
TCU0425□-2-N-X6			N x 8	28	2	3 to 90	L x 4.4 + 200	TCU0805□-2-N-X6			N x 16	42	2	3 to 40	L x 3 + 200
TCU0425□-3-N-X6			N x 12	28	3	3 to 63	L x 2.9 + 200	TCU1065□-1-N-X6			N x 10	52	1	3 to 45	L x 5 + 200
TCU0604□-1-N-X6	6	4	N x 6	24	1	3 to 90	L x 5.3 + 200	TCU1065□-2-N-X6	N x 20	52	2	3 to 35	L x 3 + 200		
TCU0604□-2-N-X6			N x 12	37	2	3 to 66	L x 3.8 + 200	TCU1208□-1-N-X6	N x 12	67	1	3 to 35	L x 5 + 200		
TCU0604□-3-N-X6			N x 18	37	3	3 to 44	L x 2.5 + 200	TCU1208□-2-N-X6	N x 24	67	2	3 to 30	L x 3 + 200		

□: B (Black), W (White), R (Red), BU (Blue), Y (Yellow), G (Green), C (Clear), YR (Orange)

KQ2
KQ82
KS
KX
KM
KF
M
H/DL
L/L
KC
KK
KK130
DM
KDM
KB
KR
KA
KQG2
KG
KFG2
MS
KKA
KP
LQ
MQR
T
IDK