

3M Science.
Applied to Life.™



3M™ Exhalation Valve Filter 604

Meeting the need for respiratory protection and source control.

3M™ 6000 Series Half Facepiece Reusable Respirators help provide healthcare workers with protection from potentially infectious airborne particles. Now, attaching a specially-designed 3M™ Exhalation Valve Filter (EVF), helps filter the wearer's exhaled breath when source control is required. When fitted with the NIOSH approved 3M™ Exhalation Valve Filter, 3M™ 6000 Series Half Facepiece Reusable Respirators are an adaptable solution for a variety of environments.



Provides source control

Designed to filter wearer's exhaled breath when attached to a 3M™ 6000 Series Half Facepiece Reusable Respirator.



No new fit test

If the wearer has already passed a fit test on the same size 3M™ 6000 Series Half Facepiece Reusable Respirator a new test is not required.



Breathe comfortably

Designed to maintain the use of the exhalation valve for user's breathing comfort.



Easy to clean

The EVF can be safely wiped with cleaners and disinfectants between uses.



Testing and Approvals

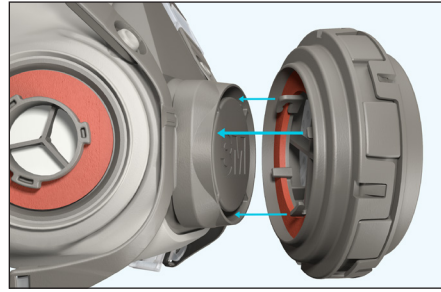
- **NIOSH approved accessory** when used on the 3M™ 6000 Series Half Facepiece Reusable Respirator with 3M™ Particulate Filters 7093, 5N11/501/603 or 2091.
- **99% Bacterial Filtration Efficiency (BFE)** based on testing conducted per ASTM F2101.*
- **Fluid resistant** based on testing conducted per ASTM F1862—Standard Test Method for Resistance of Medical Face Masks to Penetration by Synthetic Blood.*

*Not FDA cleared as a medical device


Assembly and Positive Pressure Seal Check




1. Ensure the valve cover of the 6000 Series facepiece is clean, uncontaminated and undamaged. The valve cover is on the front of the respirator and has a large 3M logo. There are four breathing slots surrounding the logo.




2. Align the connector tabs and hooks on the back of the EVF with the breathing slots of the valve cover.
Tip: Installing the EVF with either hook at the top position may help with proper alignment of the EVF.



3. Press the EVF onto the valve cover. The EVF should sit evenly on the valve cover.



4. If the EVF is not seated evenly on the valve cover, as shown above, in Fig. 4, repeat steps 2 & 3.



5. Slowly rotate the EVF clockwise until rotation stops. Pull outward lightly on the EVF to confirm a complete connection.



Positive Pressure Seal Check

- Place the palm of your hand over the center of the EVF and exhale gently. If facepiece bulges slightly and no air leaks are detected between your face and the facepiece, a proper seal has been obtained.
- If face seal air leakage is detected, reposition respirator on your face and/or readjust tension of the elastic straps to eliminate leakage.
- Repeat above steps until a proper seal is obtained.

If you **cannot** achieve a proper seal, **do not** enter contaminated area. See your supervisor.

System Storage

- Store away from contaminated areas, dust, sunlight and damaging chemicals.
- Store in temperatures between -4°F (-20°C) and +86°F (+30°C) and not exceeding 80% RH.

Time Use Limitation

- Replace EVF if filter media becomes dirty, damaged, or difficult to breathe through.
- Use EVF before expiration date on packaging.

The 3M™ Exhalation Valve Filter can be used with these filter combinations.



3M™ Particulate Filter 7093



3M™ Particulate Filter 5N11/603/501



3M™ Particulate Filter 2091

Product Code	3M ID	Description	Quantity
604	7100245392	3M™ Exhalation Valve Filter	30 ea/case (6 ea/bx, 5 bx/cs)

For more resources and information about choosing the right respirator for your needs, go to [3M.com/healthcareppe](https://www.3m.com/healthcareppe)



3M Company
2510 Conway Ave.
St. Paul, MN 55144 USA

Phone 1-800-228-3957
Web [3M.com/healthcareppe](https://www.3m.com/healthcareppe)

3M PSD products are occupational use only.

© 2021 3M. All rights reserved.
3M and the other marks shown are marks and/or registered marks. Unauthorized use prohibited. Used under license in Canada.
EN_US_70-2011-8190-9



These respirators help protect against certain airborne particulates. Before use, the wearer must read and understand the User Instructions provided as a part of the product packaging. Follow all local regulations. In the U.S., a written respiratory protection program must be implemented meeting all the requirements of OSHA 29 CFR 1910.134 including training, fit testing and medical evaluation. In Canada, CSA standards 294.4 requirements must be met and/or requirements of the applicable jurisdiction, as appropriate. Misuse may result in sickness or death. For correct use, consult supervisor and User Instructions, or call 3M Health Care Helpline in USA at 1-800-228-3957 and in Canada at 1-800-563-2921.