



MRS1104A-111011S01

PeopleCounter

3D LIDAR SENSORS

SICK
Sensor Intelligence.



Ordering information

Type	Part no.
MRS1104A-111011S01	1112242

Other models and accessories → www.sick.com/PeopleCounter



Detailed technical data

Features

SensorApp	PeCo
Measurement principle	HDDM ⁺
Light source	Infrared (850 nm)
Laser class	1 (IEC 60825-1:2014, EN 60825-1:2014)
Aperture angle	Horizontal 275° Vertical 7.5° (Over 4 scan planes)
Scanning frequency	50 Hz, 4 x 12.5 Hz
Angular resolution	0.25°
Heating	Self-heating
Working range	10 m (Width of the counting range)
Scanning range	At 10% remission 16 m At 90% remission 30 m
Spot size	10.4 mrad x 8.7 mrad
Amount of evaluated echoes	3

Mechanics/electronics

Connection type	M12 round connectors with swivel connector
Supply voltage	10 V DC ... 30 V DC
Power consumption	≤ 13 W, Start-up phase max. 30 W for 1 s
Housing	AlSi12, optics cover: PC
Protection class	III (IEC 61140:2016-11)
Electrical safety	IEC 61010-1:2010-06
Weight	1.2 kg
Dimensions (L x W x H)	151.9 mm x 150 mm x 92.5 mm
Mounting method	Mounting height 2 m ... 5 m (typ. 2.5 m ... 3.5 m)

Performance

Scan/frame rate	55,000 measurement point/s ... 165,000 measurement point/s
Response time	4 layers, typ. 20 ms 1 layer, typ. 80 ms
Systematic error	± 60 mm
Statistical error	≤ 30 mm
Accuracy	> 98 %
Integrated application	People counting

Interfaces

Ethernet	✓, TCP/IP, UDP/IP
Data transmission rate	10/100 MBit/s
Digital inputs/outputs	I/O (8 (Multiport))
Output data	IMU (secondary sensor data)
Optical indicators	LEDs
Operator interfaces	Web server, SOPAS ET (diagnostics)
Configuration software	SICK AppStudio

Ambient data

Object remission	2 % ... > 1,000 % (Reflector)
Electromagnetic compatibility (EMC)	EN 61000-6-2:2005 EN 61000-6-3:2007+A1:2011
Vibration resistance	IEC 60068-2-6:2007
Shock resistance	IEC 60068-2-27:2008
Storage temperature	-40 °C ... +75 °C
Ambient light immunity	80 klx

General notes

Note on use	The sensor does not constitute a safety component as defined by relevant legislation on machine safety.
--------------------	---

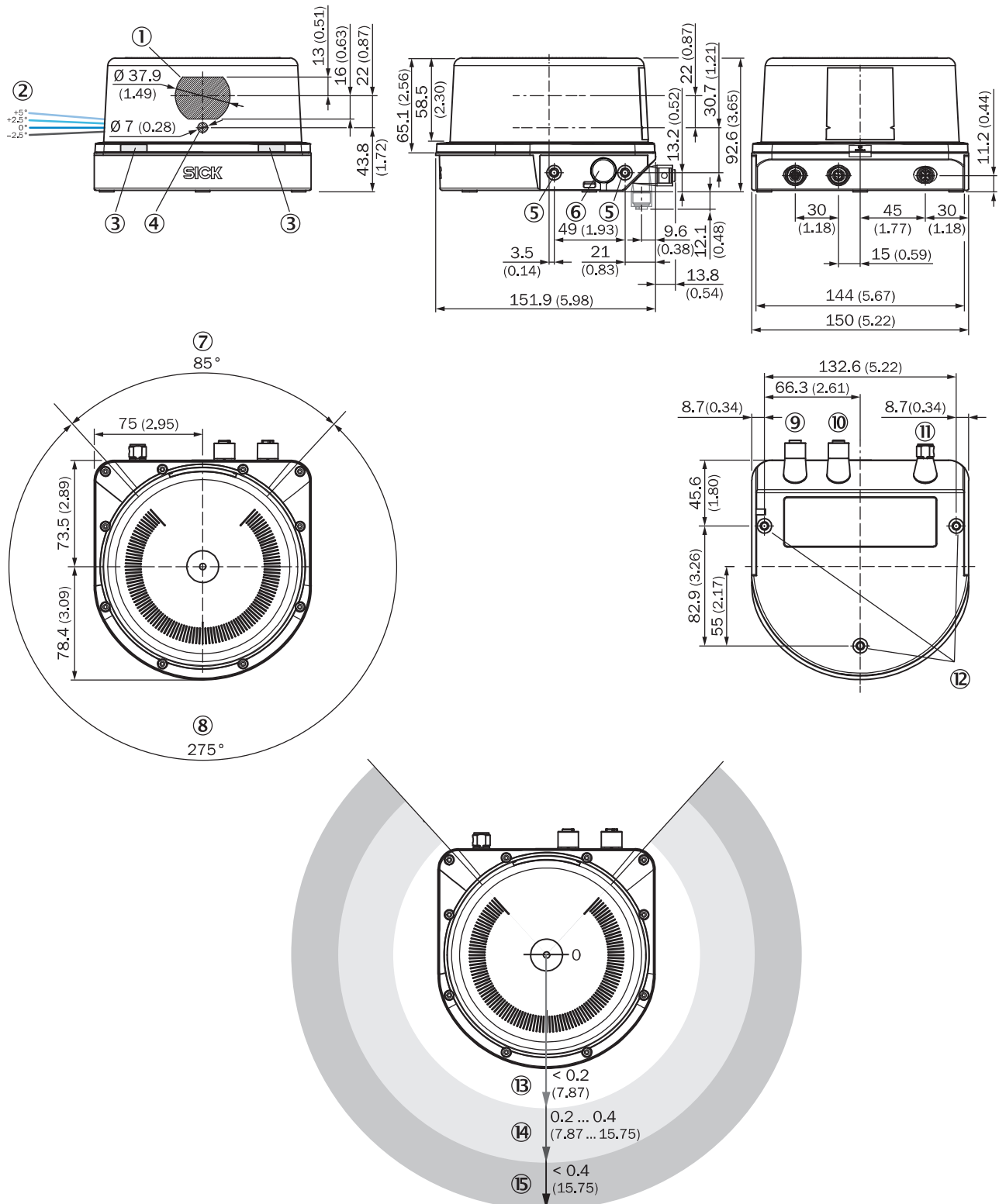
Classifications

ECl@ss 5.0	27270990
ECl@ss 5.1.4	27270990
ECl@ss 6.0	27270913
ECl@ss 6.2	27270913
ECl@ss 7.0	27270913
ECl@ss 8.0	27270913
ECl@ss 8.1	27270913
ECl@ss 9.0	27270913
ECl@ss 10.0	27270913
ECl@ss 11.0	27270913
ETIM 5.0	EC002550
ETIM 6.0	EC002550
ETIM 7.0	EC002550
ETIM 8.0	EC002550

UNSPSC 16.0901

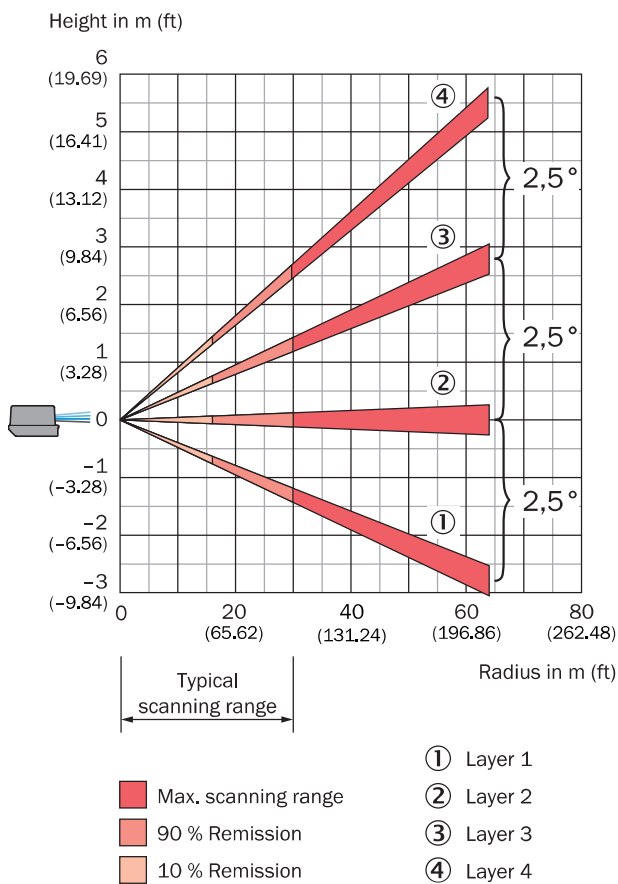
46171620

Dimensional drawing (Dimensions in mm (inch))

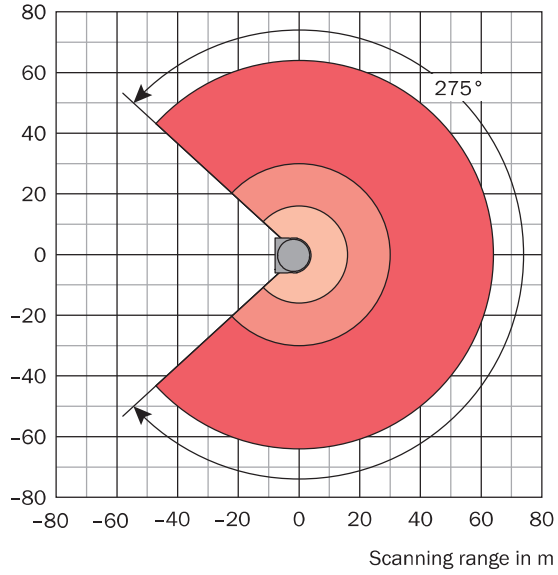


- ① Receiver
- ② Laser aperture angle, layers 1 to 4
- ③ Status LEDs
- ④ Sender
- ⑤ Mounting hole M5 x 7.5
- ⑥ Pressure compensation element
- ⑦ Blind zone
- ⑧ Field of view
- ⑨ Ethernet connection
- ⑩ I/O connection
- ⑪ POWER connection
- ⑫ Mounting hole M5 x 7.5
- ⑬ Close range (no detection or measurement possible)
- ⑭ Detection zone
- ⑮ Measuring range

Working range diagram

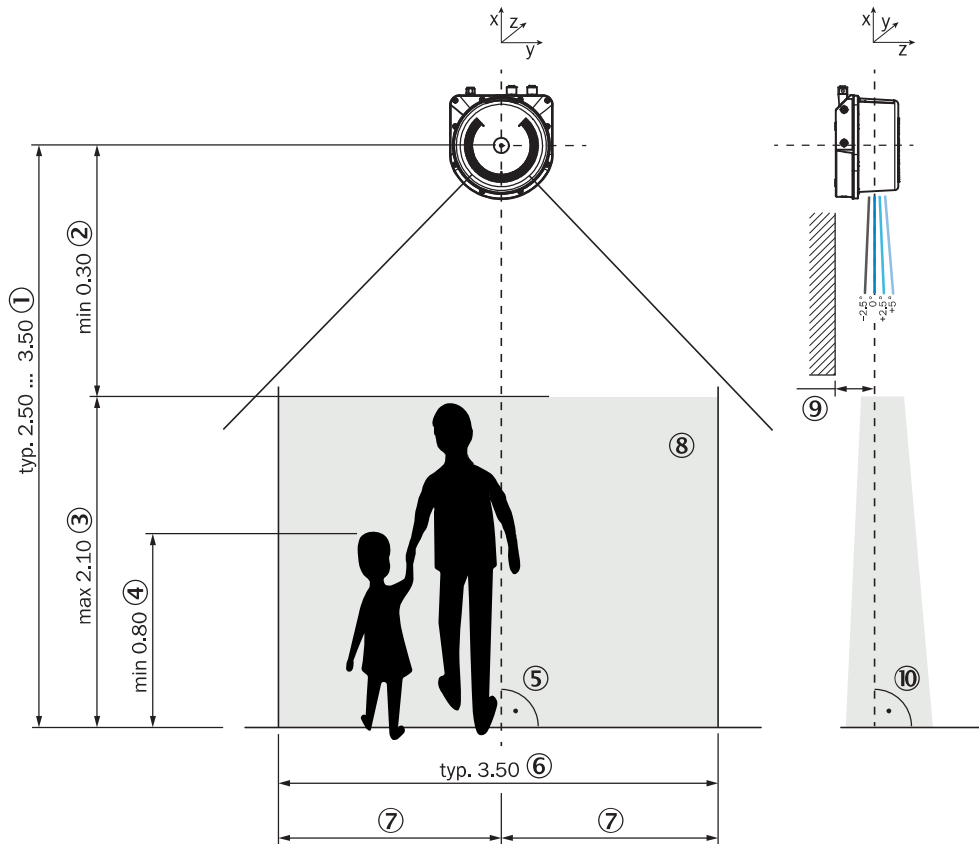


Scanning range in m



- Scanning range max. 64 m
- Scanning range for objects up to 90 % remission 30 m
- Scanning range for objects up to 10 % Remission 16 m

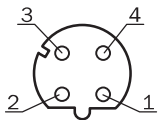
Assembly note



- ① Mounting height 2 m ... 5 m (typ. 2.5 m ... 3.5 m)
- ② Minimum distance from origin of measurement to people
- ③ Size of person: max. 2.1 m
- ④ Size of person: min. 0.8 m
- ⑤ Tilt of device around y-axis: typically 0°; max. ± 10°
- ⑥ Horizontal detection area: typically 3.5 m; max. 10 m
- ⑦ Position of the device over the detection area: typically central to prevent shading by people walking by
- ⑧ Detection area: typically 3.5 m x 2.1 m (W x H); max. 10 m x 2.1 m (W x H)
- ⑨ Distance of the device to objects (e.g. walls): observe scan plane angle (-2.5°/0°/+2.5°/+5°), if needed increase distance or tilt device around y-axis
- ⑩ Tilt of device around y-axis: typically 0°; max. ± 10°

Connection type

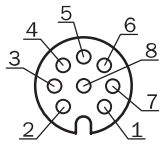
Ethernet



M12 female connector, 4-pin, D-coded

- ① TX+
- ② RX+
- ③ TX-
- ④ RX-

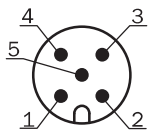
I/O



Connector M12, 8-pin, A-coded

- ① IN1/OUT1
- ② IN2/OUT2
- ③ IN3/OUT3
- ④ IN4/OUT4
- ⑤ IN5/OUT5
- ⑥ IN6/OUT6
- ⑦ GND IN_x/OUT_x
- ⑧ IN7/OUT7

Power



Connector M12, 5-pin, A-coded

- ① VS 10...30 V
- ② Reserved
- ③ GND
- ④ IN8/OUT8
- ⑤ Reserved

Overview

SICK AppSpace



Recommended services

Additional services → www.sick.com/PeopleCounter

	Type	Part no.
Product, system, and software training		
<ul style="list-style-type: none"> Range of services: The training contents relate to the following 2D and 3D LiDAR sensors: LMS series, MRS1000, MRS6000, NAV series or TiM series, Training format and location can be worked out in collaboration with SICK 	Training LMS/MRS/NAV/TiM	1612234
Warranty extensions		
<ul style="list-style-type: none"> Product area: Identification solutions, machine vision, Distance sensors, Detection and ranging solutions Range of services: The services correspond to the scope of the statutory manufacturer warranty (SICK general terms and conditions of purchase) Duration: Five-year warranty from delivery date. 	Extended warranty for a total of five years from delivery date	1680671

SICK AT A GLANCE

SICK is one of the leading manufacturers of intelligent sensors and sensor solutions for industrial applications. A unique range of products and services creates the perfect basis for controlling processes securely and efficiently, protecting individuals from accidents and preventing damage to the environment.

We have extensive experience in a wide range of industries and understand their processes and requirements. With intelligent sensors, we can deliver exactly what our customers need. In application centers in Europe, Asia and North America, system solutions are tested and optimized in accordance with customer specifications. All this makes us a reliable supplier and development partner.

Comprehensive services complete our offering: SICK LifeTime Services provide support throughout the machine life cycle and ensure safety and productivity.

For us, that is "Sensor Intelligence."

WORLDWIDE PRESENCE:

Contacts and other locations –www.sick.com