



Certifications & Ratings

- RoHS compliant
- NEMA 4X
- IP67

Application

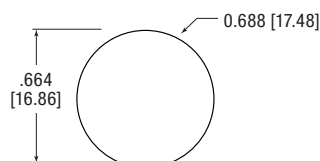
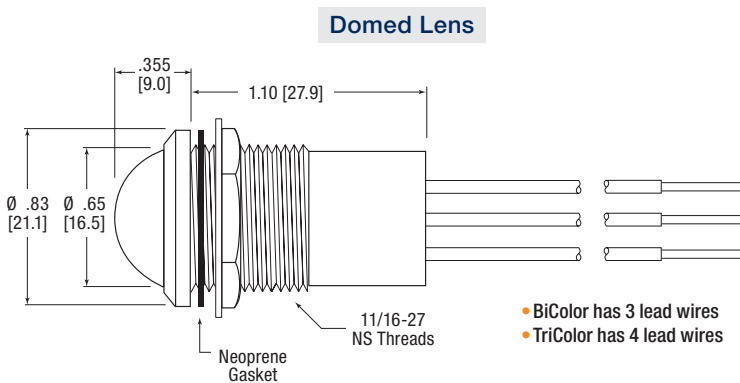
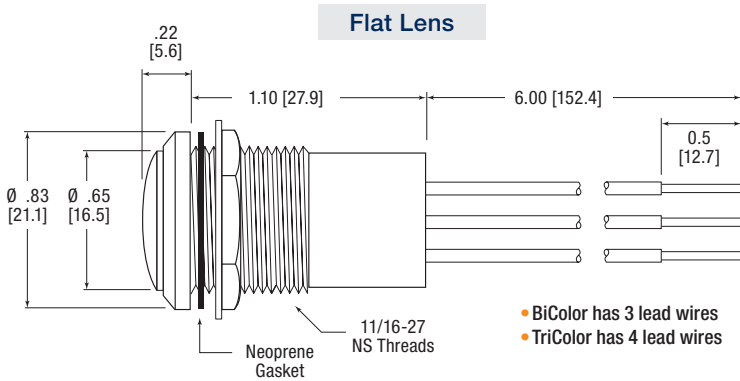
The 657 Series LED Panel Mount Indicators are designed with a highly durable watertight housing. These indicators are designed for a variety of applications such as:

- Electrical control panels
- Wastewater treatment controls
- Buses and transit vehicles dashboards
- Agricultural and construction equipment dashboards
- Aircraft and military vehicles dashboards
- Status Indication on industrial equipment

... and many more!

Dimensions

inches [mm]



Recommended Mounting Hole

Mechanical Information

- Mounting Hole Size:** 0.687" (17.46mm)
- Max Panel Thickness:** 0.350" (8.89mm)
- Mounting Torque:** 15 in-lbs

Specifications

- Voltage Options:** 8-30 VCD (no resistor required)
- Operating Temp:** -40°C to +85°C (-40°F to +185°F)
- Storage Temp:** -40°C to +100°C (-40°F to +212°F)

- Electrical Connection:** 18 AWG anti-capillary wire
- Housing:** Polycarbonate (UL 94V-0)
- Lens Material:** Polycarbonate (UL 94V-0)
- Wire Leads:** 6" — Wire color is the same color as LED color; Black wire is common ground
- Lock Washer:** White Nickel Plated Bronze
- Nut:** White Nickel Plated Brass

Ordering Information 657 Series

Flat

Part Number	LED Color	Lens Color	Typ. IF (mA)	Typ. VF (VDC)	Typical Intensity (mcd)
657-1415-303F	Red	White Diffused	20	8-30	270
	Green				515
657-1425-303F	Red				270
	Blue				90
657-1435-303F	Green				515
	Yellow				310
657-1455-303F	Red				270
	Yellow				310
657-1465-303F	Green				515
	Blue				90
657-1485-303F	Red				270
	Green				515
	Blue	90			
657-1495-303F	Red	270			
	Green	515			
	Yellow	310			

Domed

Part Number	LED Color	Lens Color	Typ. IF (mA)	Typ. VF (VDC)	Typical Intensity (mcd)
657-2415-303F	Red	White Diffused	20	8-30	255
	Green				500
657-2425-303F	Red				255
	Blue				90
657-2435-303F	Green				500
	Yellow				260
657-2455-303F	Red				255
	Yellow				260
657-2465-303F	Green				500
	Blue				90
657-2485-303F	Red				255
	Green				500
	Blue	90			
657-2495-303F	Red	255			
	Green	500			
	Yellow	260			

Part Number Guide

Part Number Guide										RoHS Compliant	
6	5	7	-	X	X	X	-	3	0	3	F
Lens Style		LED Color		Voltage		Lens Color					
Flat	1	Red	4	1	5	5-30 VDC	3	White Diffused			
Domed	2	Green	4	1							
		Red	4	2							
		Blue	4	2							
		Green	4	3							
		Yellow	4	3							
		Red	4	5							
		Yellow	4	5							
		Green	4	6							
		Blue	4	6							
Red	4	8									
Green	4	8									
Blue	4	8									
Red	4	9									
Green	4	9									
Yellow	4	9									

Dialight reserves the right to make changes at any time in order to supply the best product possible. The most current version of this document will always be available at: www.dialightsignalsandcomponents.com

Warranty Statement: Except for the warranty expressly provided for [herein/above/below], Dialight disclaims any and all other warranties, express or implied, including, without limitation, any warranties of merchantability, fitness for a particular purpose, title, and noninfringement.