


Control unit

BCU

Benefits

- Compact 3-channel actuator control unit
- Single fault safety
- Overload and over-temperature protection
- Approved for medical applications
- Easy to clean
- Low standby current

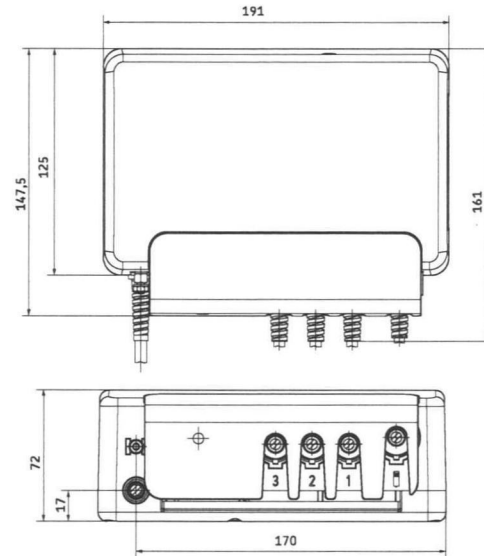


Suitable control units and accessories

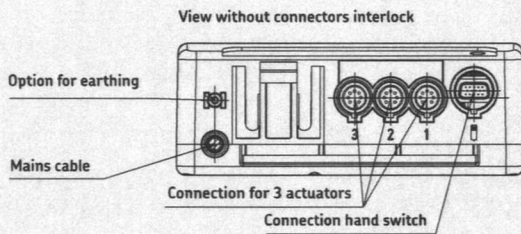
	Linear actuators						Pillars								
	CALA 36A (24 V DC)	CARE 33A	Magdrive MD22, MD23	RU20, RU21, RU22	MAX 10, MAX 30	ECOMAG	THG 10	TLG 10	TLT 10	TFG 10	CPMT1	TXG 10	EHA 3	STJ	STE
BCU 5	●	●	●	●	●	●	●	●	●	●	●	●	●	●	●
BCU 8	●	●	●	●	●	●	●	●	●	●	●	●	●	●	●

Hand switch
 Foot switch
 Desk switch

Dimensional drawing



Connecting diagram



Technical data

	Unit	BCU 5	BCU 8
Motor ports (DIN8)	#	3	3
Operating device ports (HD15)	#	1	1
Battery ports	#	0	0
Limit switch ports	#	0	0
Single fault safety	yes/no	yes	yes
Encoder processing	yes/no	no	no
Input voltage	V AC	120	230
Frequency	Hz	60	50
Input current (max)	A	2,5	1,3
Standby power	W	1,2	1,5
Output voltage	V DC	24	24
Output current (max)	A	7	7
Duty cycle: intermittent	min.	1 min./9 min.	1 min./9 min.
Duty cycle: short time	min.	2	2
Ambient temperature	°C	0 to +40	0 to +40
Humidity	%	5 to 85	5 to 85
Type of protection	IP	x4	x4
Approvals	EN/UL	EN 60601-1 UL 60601-1	EN 60601-1 UL 60601-1
Weight	kg	2,3	2,3

Ordering key



Type

BCU control unit

Voltage:

120 V AC, 60 Hz, class I
230 V AC, 50 Hz, class II


5
8

Mains power supply cable:

Class II, straight 3,5 m, 2-pole plug, EU (for voltage type 8)
Class II, straight 3,5 m, 2-pole plug, UK (for voltage type 8)
Class I, straight 3,5 m, 3-pole plug, UL (for voltage type 5)

2J
2H
2L

EACH BCU NEEDS A BCP



Type

BCU parameterization

Functionality:

All channels individually
Channel 2+1
All channels simultaneously
Trendelenburg

11
21
30
T1

Motors:

A CALA 36A (24V DC), ECO2, ECO3, ECO4, ECO5
C CARE 33A, TLT10¹⁾, TXG10 (EXG)
E TFG, ECO6, ECO8, ECO9
M MAX10, MAX30, THG10, TLG10
R RU20, RU21, RU22
D MD22, MD23
S CPMT1-1²⁾
T CPMT1-2²⁾

3,7 A
4,7 A
5,7 A
6,7 A
8,5 A
8,5 A
8,5 A
8,5 A

Actuator 1 -
Actuator 2 -
Actuator 3 -

Soft start/stop:

Hard
Medium
Soft (on request)

0
3
6

¹⁾ TLT is a 2-motor actuator. If simultaneous run is needed, BCP21-CC... is recommended.

²⁾ Reduced lift capability : CPMT-1 up to 3000N, CPMT1-2 up to 4000N

© SKF is a registered trademark of the SKF Group

© SKF Group 2015

The contents of this publication are the copyright of the publisher and may not be reproduced (even extracts) unless prior written permission is granted. Every care has been taken to ensure the accuracy of the information contained in this publication but no liability can be accepted for any loss or damage whether direct, indirect or consequential arising out of the use of the information contained herein.

Printed in Sweden on environmentally friendly paper.

PUB L5328,2960 EN • March 2015

