

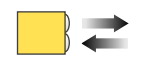


## T8 Series Diffuse-Mode Sensor Features

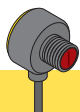
- Extremely small package self-contained miniature sensors
- 10 to 30V dc operation
- Visible red sensing beam
- Choose dark or light operate models
- Choose models with NPN (sinking) or PNP (sourcing) output
- 3-wire hookup; output load capacity to 50 mA
- Choice of integral cable or quick-disconnect connector

## T8 Series Overview

T8 Series self-contained miniature sensors are designed for precision sensing in small areas previously accessible only to remote sensors and fiber optic cable. Typical applications include mounting on compact conveyors, packaging machines, circuit board and semi-conductor wafer handling equipment, document handling equipment, robot end-effectors, feeder bowls, between the rollers of narrow conveyors, or as replacements for damaged small-diameter inductive proximity sensors. The T8's sensing range is many times greater than that of the typical 8 mm diameter inductive sensor. And it provides a low-cost alternative to diffuse (bifurcated) fiber optic sensors.



Visible red, 680 nm



## T8 Series Diffuse-Mode Sensors

Models*	Range	Cable	Supply Voltage	Output Type	Excess Gain	Beam Pattern
T8AN6D50 T8AN6D50Q	50 mm (2")	2 m (6.5') 3-Pin Pico pigtail QD	10 to 30V dc	NPN Light Operate		
T8RN6D50 T8RN6D50Q		2 m (6.5') 3-Pin Pico pigtail QD		NPN Dark Operate		
T8AP6D50 T8AP6D50Q		2 m (6.5') 3-Pin Pico pigtail QD		PNP Light Operate		
T8RP6D50 T8RP6D50Q		2 m (6.5') 3-Pin Pico pigtail QD		PNP Dark Operate		
T8AN6D100 T8AN6D100Q	100 mm (4")	2 m (6.5') 3-Pin Pico pigtail QD		NPN Light Operate		
T8RN6D100 T8RN6D100Q		2 m (6.5') 3-Pin Pico pigtail QD		NPN Dark Operate		
T8AP6D100 T8AP6D100Q		2 m (6.5') 3-Pin Pico pigtail QD		PNP Light Operate		
T8RP6D100 T8RP6D100Q		2 m (6.5') 3-Pin Pico pigtail QD		PNP Dark Operate		

\*9 m (30') cables are available by adding suffix "W/30" to the model number of any cabled sensor (e.g., T8AN6D50 W/30). A model with a QD connector requires a mating cable (see page 3).

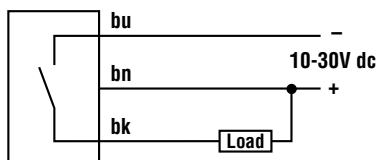
# T8 Series Diffuse Mode

## T8 Series Specifications

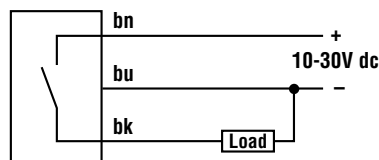
<b>Supply Voltage and Current</b>	10 to 30V dc (10% maximum ripple) at less than 25 mA (exclusive of load)
<b>Supply Protection Circuitry</b>	Protected against reverse polarity and transient voltages
<b>Output Configuration</b>	SPST solid-state switch Choose NPN (current sinking) or PNP (current sourcing) models Choose light operate (N.O.) or dark operate (N.C.) models
<b>Output Rating</b>	50 mA maximum <b>Off-state leakage current:</b> < 1 microamp at 24V dc <b>On-state saturation voltage:</b> < 0.25V at 10 mA dc; < 0.5V at 50 mA dc
<b>Output Protection Circuitry</b>	Protected against false pulse on power-up and continuous overload or short circuit of outputs Overload trip point $\geq$ 100 mA
<b>Output Response Time</b>	1 millisecond ON and OFF (NOTE: 150 millisecond delay maximum on power-up: output does not conduct during this time)
<b>Repeatability</b>	160 microseconds
<b>Indicator</b>	Red LED: On when light is sensed
<b>Construction</b>	Reinforced polycarbonate/ABS alloy housing, acrylic window
<b>Environmental Rating</b>	IEC IP67; NEMA 6
<b>Connections</b>	2 m (6.5') attached cable: three #28 ga stranded conductors with PE insulation; PVC outer cable jacket; or 3-pin Pico-style pigtail quick-disconnect fitting. QD cables are ordered separately.
<b>Operating Conditions</b>	<b>Temperature:</b> -20° to +55°C (-4° to +131°F) <b>Maximum Relative Humidity:</b> 80% at 50°C (non-condensing)
<b>Application Notes</b>	Optional mounting bracket is available (page 3). Reinforced polycarbonate/ABS alloy 8 mm threaded nut (included).

## T8 Series Sensor Hookups

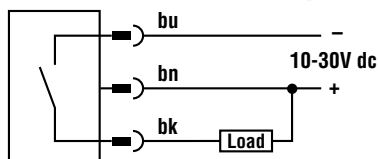
**Sensors with NPN Outputs**  
Cabled hookup



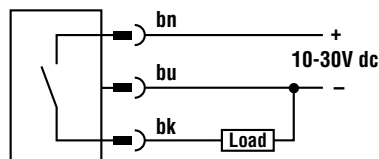
**Sensors with PNP Outputs**  
Cabled hookup



**Quick-Disconnect hookup**

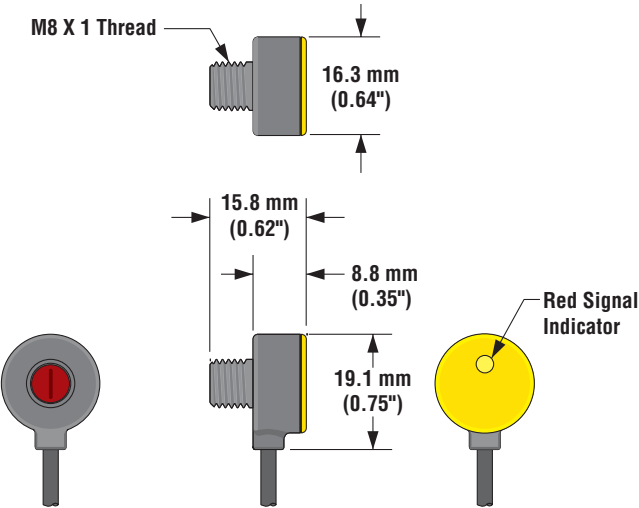


**Quick-Disconnect hookup**



# T8 Series Diffuse Mode

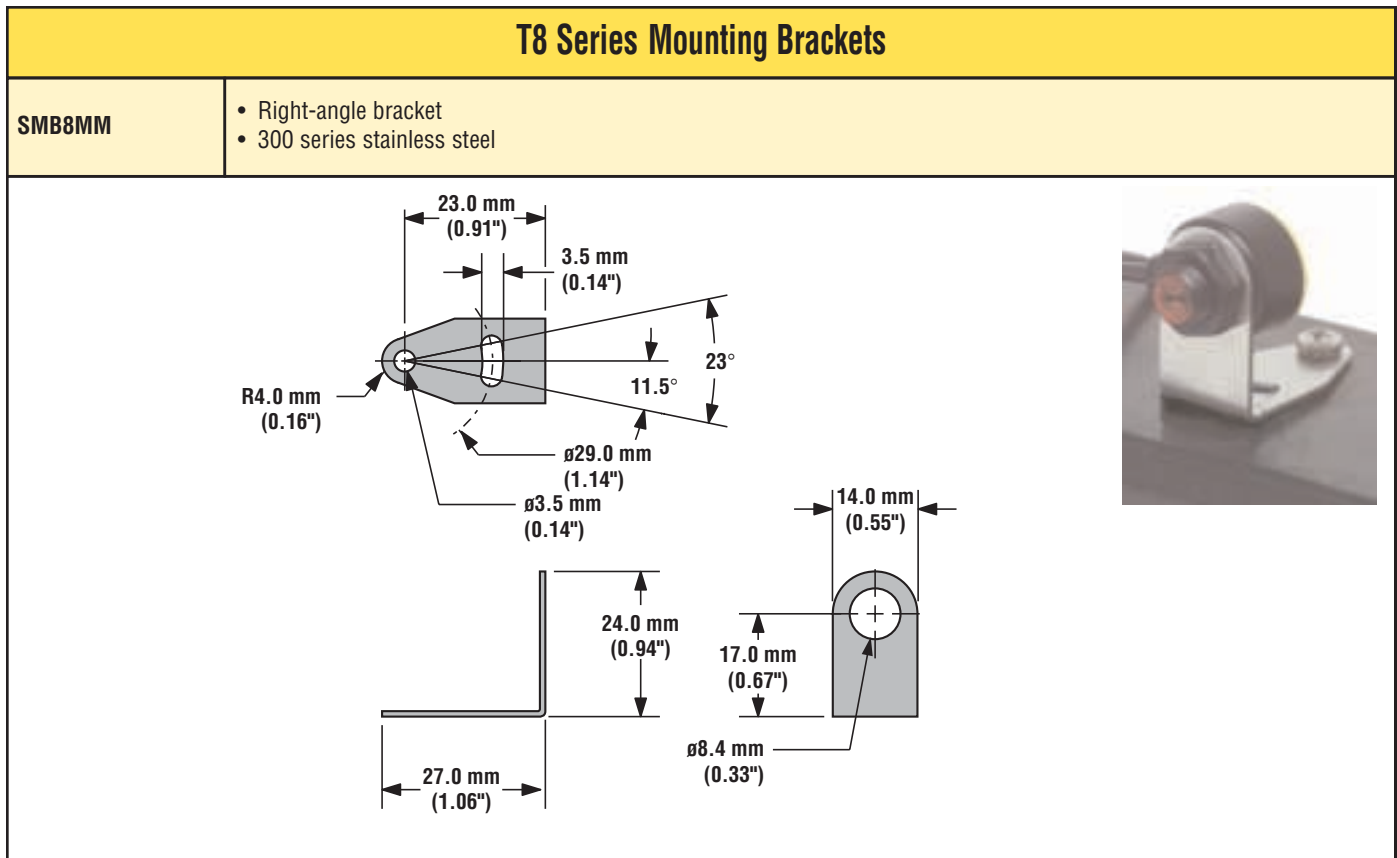
## T8 Series Diffuse Mode Sensor Dimensions



## Accessories

Quick-Disconnect (QD) Cables					
Style	Models	Length	For Use With	Dimensions	Pin-Out (Female View)
3-pin Pico Style Straight	<b>PKG3M-2</b>	2 m (6.5')	All T8 Series sensors with model suffix "Q".		
	<b>PKG3M-9</b>	9 m (30')			

# T8 Series Diffuse Mode



## Banner Engineering Corp Limited Warranty

Banner Engineering Corp. warrants its products to be free from defects in material and workmanship for one year following the date of shipment. Banner Engineering Corp. will repair or replace, free of charge, any product of its manufacture which, at the time it is returned to the factory, is found to have been defective during the warranty period. This warranty does not cover damage or liability for misuse, abuse, or the improper application or installation of the Banner product.

**THIS LIMITED WARRANTY IS EXCLUSIVE AND IN LIEU OF ALL OTHER WARRANTIES WHETHER EXPRESS OR IMPLIED (INCLUDING, WITHOUT LIMITATION, ANY WARRANTY OF MERCHANTABILITY OR FITNESS FOR A PARTICULAR PURPOSE), AND WHETHER ARISING UNDER COURSE OF PERFORMANCE, COURSE OF DEALING OR TRADE USAGE.**

This Warranty is exclusive and limited to repair or, at the discretion of Banner Engineering Corp., replacement. **IN NO EVENT SHALL BANNER ENGINEERING CORP. BE LIABLE TO BUYER OR ANY OTHER PERSON OR ENTITY FOR ANY EXTRA COSTS, EXPENSES, LOSSES, LOSS OF PROFITS, OR ANY INCIDENTAL, CONSEQUENTIAL OR SPECIAL DAMAGES RESULTING FROM ANY PRODUCT DEFECT OR FROM THE USE OR INABILITY TO USE THE PRODUCT, WHETHER ARISING IN CONTRACT OR WARRANTY, STATUTE, TORT, STRICT LIABILITY, NEGLIGENCE, OR OTHERWISE.**

Banner Engineering Corp. reserves the right to change, modify or improve the design of the product without assuming any obligations or liabilities relating to any product previously manufactured by Banner Engineering Corp



### **WARNING . . . Not To Be Used for Personnel Protection**

**Never use these products as sensing devices for personnel protection. Doing so could lead to serious injury or death.**

These sensors do NOT include the self-checking redundant circuitry necessary to allow their use in personnel safety applications. A sensor failure or malfunction can cause either an energized or de-energized sensor output condition. Consult your current Banner Safety Products catalog for safety products which meet OSHA, ANSI and IEC standards for personnel protection.