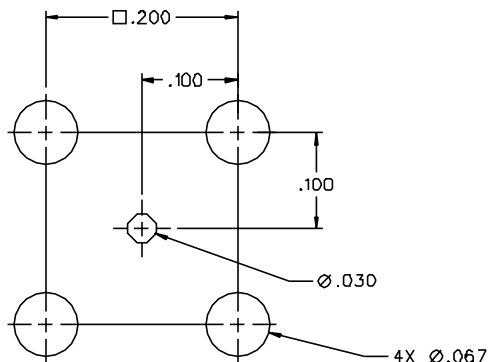
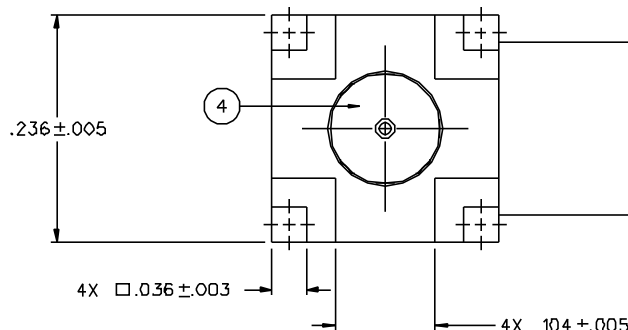
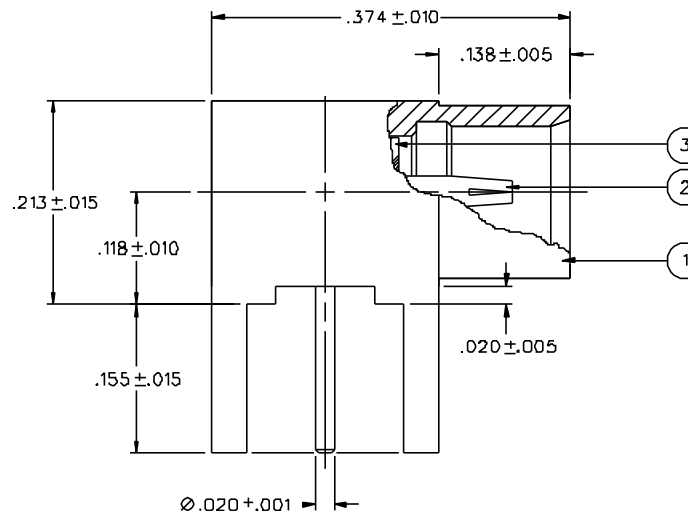


PART NUMBER	ITEM ① BODY	ITEM ② CONTACT	ITEM ③ INSULATOR	ITEM ④ INSULATOR
133-8701-301	BRASS GOLD PL .00001 MIN OVER NICKEL PL .00005 MIN OVER COPPER PL .00005 MIN	BERYLLIUM COPPER GOLD PL .00003 MIN OVER NICKEL PL .00005 MIN OVER COPPER PL .00005 MIN	TEFLON	TEFLON



MOUNTING HOLE LAYOUT



NOTES:

1. SPECIFICATIONS:

IMPEDANCE: 75 OHMS
 FREQUENCY RANGE: 0-6 GHz
 VSWR: NOT APPLICABLE
 WORKING VOLTAGE: 335 VRMS MAX AT SEA LEVEL
 DIELECTRIC WITHSTANDING VOLTAGE: 1000 VRMS MIN AT SEA LEVEL
 INSULATION RESISTANCE: 1000 MEGOHM MIN
 CONTACT RESISTANCE:
 CENTER CONTACT - INITIAL 5 MILLIOHM MAX, AFTER ENVIRONMENTAL B MILLIOHM MAX
 OUTER CONDUCTOR - INITIAL 1 MILLIOHM MAX, AFTER ENVIRONMENTAL 1.5 MILLIOHM MAX
 BRAID TO BODY - NOT APPLICABLE
 CORONA LEVEL: 250 VOLTS MINIMUM AT 70,000 FEET
 INSERTION LOSS: NOT APPLICABLE
 RF LEAKAGE: NOT APPLICABLE
 RF HIGH POTENTIAL WITHSTANDING VOLTAGE: 600 VRMS AT 4 & 7 MHZ

MECHANICAL:

ENGAGE/DISENGAGE FORCE: 5.6 LBS MAX ENGAGEMENT
 1.0 LB MIN DISENGAGEMENT
 8.0 LBS MAX ENGAGEMENT
 CONTACT RETENTION FORCE: 2.3 LBS MIN AXIAL FORCE
 CONTACT RETENTION TORQUE: NOT APPLICABLE
 COUPLING MECHANISM RETENTION: NOT APPLICABLE
 CABLE ACCEPTABILITY: NOT APPLICABLE
 CABLE HEX CRIMP SIZE: NOT APPLICABLE
 CABLE RETENTION: NOT APPLICABLE
 DURABILITY: 500 CYCLES MIN

ENVIRONMENTAL:

(MEETS OR EXCEEDS THE APPLICABLE PARAGRAPH OF MIL-C-39012)
 THERMAL SHOCK: MIL-STD-202, METHOD 107, CONDITION F
 OPERATING TEMPERATURE: -65 DEG C TO 165 DEG C
 CORROSION: MIL-STD-202, METHOD 101, CONDITION B
 SHOCK: MIL-STD-202, METHOD 213, CONDITION B
 VIBRATION: MIL-STD-202, METHOD 204, CONDITION B

DRAWING NO. C - 133-8701-301/310	
0 REVISIONS	
ENGINEERING RELEASE	
1	4-27-99 R H K T R ECN 46224
1.0 / 8.0 LBS DISENGAGE WAS 3 LBS TYPICAL, 1.0 LB MIN	
* REVISION NUMBER FOLLOWED BY AN ALPHA *	
* CHARACTER INDICATES DRAWING CHANGE *	
* DATE OR PART NUMBER ADDITION ONLY *	
10	1-2-00 A B ECD 47565

CUSTOMER DRAWING

THIS DRAWING TO BE INTERPRETED PER ANSI Y 14.5M - 1982

"μSTATION"

COMPANY CONFIDENTIAL

TOLERANCE UNLESS OTHERWISE SPECIFIED	DRAWN BY KAS	DATE 8/5/98	JOHNSON Cinch Connectivity Solutions 299 Johnson Ave. Ste. 100 Waukegan, IL 60095 1-800-247-8256	
DECIMALS .XX	CHECKED BY KAS	DATE 4-28-99	TITLE MCX 75 OHM, RIGHT ANGLE PC MOUNT JACK .155 LEG LENGTH	
.XXX ±.003	APPROVED BY TAK	DATE 5-4-99		
MATL	APPROVED BY RJB	DATE 5-5-99	CODE NO.	DRAWING NO. C - 133-8701-301/310
FINISH	RELEASE DATE	5-5-99	SCALE 10:1	U/M INCH SHEET 2 OF 2