

Circuit Breaker for Equipment, thermal, Threaded-neck type, 1?pole



### Approvals and Compliances

#### Weblinks

[pdf datasheet](#), [html-datasheet](#), [General Product Information](#), [Distributor-Stock-Check](#), [Detailed request for product](#), [Product News](#)



### Approvals and Compliances

Detailed information on product approvals, code requirements, usage instructions and detailed test conditions can be looked up in [Details about Approvals](#)

Detailed information on product approvals, code requirements, usage instructions and detailed test conditions can be looked up in [Details about Approvals](#)

### Compliances

The product complies with following Guide Lines

| Identification  | Details | Initiator   | Description   |
|---|---------|-------------|---|
|  | RoHS    | SCHURTER AG | EU Directive RoHS 2011/65/EU  |
|  | REACH   | SCHURTER AG | On 1 June 2007, Regulation (EC) No 1907/2006 on the Registration, Evaluation, Authorization and Restriction of Chemicals 1 (abbreviated as "REACH") entered into force. |

## CIRCUIT BREAKERS FOR EQUIPMENT

TS-LINE

### Product description

The TS-line consists of a series of low cost thermally operated CBEs available in three frame sizes for rated currents up to 40 A.

They are intended to provide protection against sustained overloads. All CBEs of the TS-line use a thermo-bimetal to simulate the thermal behavior of the protected components, which could be conductors in wiring, motors, transformers etc.

The snap-action type of bimetal opens the contact when the temperature of the bimetal has reached a certain threshold level. The circuit will then remain open unless the reset (or ON-) button is permanently depressed. In this case the snap-action contact will momentarily re-close until the bimetal has reached its trip-temperature again and effects the automatic opening operation. This behavior is termed «cycling trip-free». The «cycling» indicates the momentary re-closings which do occur, the «trip-free» indicates that the opening operation of the contacts can not be prevented by pressing the ON or the RESET button.

Every CBE of the TS-line can well cope with overload currents up to 6 times the rated currents without any back-up assistance. If the fault current could be higher, CBEs require back-up protection. In many instances, this back-up protection is provided by the protective devices of the building installation.

The TS-Line is designed for automatic interruption and non-automatic (manual) resetting only (R-type CBEs). They utilize a reliable snap-action bimetal to achieve the automatic opening operation and quick connect terminals for easy connection.

#### Common features are:

- Attractive prices
- Wide range of ratings
- Reliable design
- Approvals

The TS-701 line has a threaded neck for panel mounting. The overall dimensions are slightly bigger, but the available ratings are considerably higher (up to 40 A).

The TS-709 line is a push to reset type CBE for panel mounting (threaded neck). Its strong points are the small size and the attractive price. Rated current are from 3A to 16A.

The TS-710 line fits into the mounting cut-off of miniature fuseholders. Where the advantage of having a reusable protective device counts, this CBE has its application.

CIRCUIT BREAKERS FOR EQUIPMENT

TS-709

Effect of ambient temperature

The unit is calibrated for an ambient temperature of +25°C. To determine the rated current for a lower or higher ambient temperature, use a correction factor from the table below:

| Ambient temperature [°C] | Correction factor   |        |
|--------------------------|---------------------|--------|
|                          | Rated current 3-4 A | 5-16 A |
| +10                      | 0,74                | 0,83   |
| +15                      | 0,83                | 0,92   |
| +20                      | 0,91                | 0,94   |
| +25                      | 1,00                | 1,00   |
| +30                      | 1,25                | 1,09   |
| +35                      | 1,43                | 1,16   |
| +40                      | 1,82                | 1,25   |
| +45                      | 1,33                |        |
| +50                      | 1,43                |        |
| +55                      | 1,67                |        |
| +60                      | 2,00                |        |

Example

Rated current at +25°C                    4,0 A  
 Ambient temperature                    +30°C  
 Correction factor                         1,25  
 Chosen rated current at  
 +30°C ambient temperature  
 4 A x 1,25 = 5 A

Tripping characteristic



Technical data

|  |   |                        |
|--|---|------------------------|
| Rated voltage $U_e$                        | See approvals, page 47H                         | AC 125; 250 V* DC 32 V |
| Rated current $I_n$                        | See approvals, page 47H                         | 3 – 16 A               |
| Conditional short circuit current $I_{nc}$ | PC1, AC 125 V                                   | 1000 A                 |
| *Short circuit capacity $I_{cn}$           | AC 250 V  | 200 A                  |
| Dielectric strength                        |   | AC 1500 V              |
| Endurance                                  | Number of cycles at $1,5 \times I_n$ (AC 125 V) | 500                    |
| Type of actuation                          | • Reset type                                    | R                      |
| Type of tripping                           | • Thermal<br>• Cycling trip-free                | TO                     |
| Weight                                     |   | approx. 15 g           |



CIRCUIT BREAKERS FOR EQUIPMENT

TS-709

Approvals

|  |     |        | Rated current range | Rated voltage AC |
|--|-----|--------|---------------------|------------------|
|  | UL  | 1077   | 4 – 15 A            | 125 V            |
|  | CSA | C 22,2 | 3 – 15 A            | 120 V            |

Order code

**Basic type**  
 TS-709 Single pole thermal overload protection switch, cycling trip-free

**Standard configuration**

**Mounting style**  
 Threaded neck type 7/16" x 28T (Plastic)

**Actuation type**  
 Reset type

**Terminal type**  
 6,3 x 0,8 mm quick connect terminals

**Rated current**  
 3 4 5 7,5 10 12,5 15 16  
 See approvals above  
 Other rated currents by request

**Accessories** Choose K or H if metal nut is preferred  
 Leave blank for standard Plastic Knurled Nut

K Metal knurled nut  
 H Metal hexagonal nut

T S - 7 0 9 - 12,5 - K **Order example**

CIRCUIT BREAKERS FOR EQUIPMENT

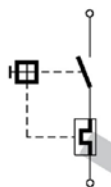
TS-709

Threaded neck type



Schematic diagram – accessories

Schematic diagram



Accessories



## CIRCUIT BREAKERS FOR EQUIPMENT

TS-LINE

### Product description

The TS-line consists of a series of low cost thermally operated CBEs available in three frame sizes for rated currents up to 40 A.

They are intended to provide protection against sustained overloads. All CBEs of the TS-line use a thermo-bimetal to simulate the thermal behavior of the protected components, which could be conductors in wiring, motors, transformers etc.

The snap-action type of bimetal opens the contact when the temperature of the bimetal has reached a certain threshold level. The circuit will then remain open unless the reset (or ON-) button is permanently depressed. In this case the snap-action contact will momentarily re-close until the bimetal has reached its trip-temperature again and effects the automatic opening operation. This behavior is termed «cycling trip-free». The «cycling» indicates the momentary re-closings which do occur, the «trip-free» indicates that the opening operation of the contacts can not be prevented by pressing the ON or the RESET button.

Every CBE of the TS-line can well cope with overload currents up to 6 times the rated currents without any back-up assistance. If the fault current could be higher, CBEs require back-up protection. In many instances, this back-up protection is provided by the protective devices of the building installation.

The TS-Line is designed for automatic interruption and non-automatic (manual) resetting only (R-type CBEs). They utilize a reliable snap-action bimetal to achieve the automatic opening operation and quick connect terminals for easy connection.

#### Common features are:

- Attractive prices
- Wide range of ratings
- Reliable design
- Approvals

The TS-701 line has a threaded neck for panel mounting. The overall dimensions are slightly bigger, but the available ratings are considerably higher (up to 40 A).

The TS-709 line is a push to reset type CBE for panel mounting (threaded neck). Its strong points are the small size and the attractive price. Rated current are from 3A to 16A.

The TS-710 line fits into the mounting cut-off of miniature fuseholders. Where the advantage of having a reusable protective device counts, this CBE has its application.

CIRCUIT BREAKERS FOR EQUIPMENT

TS-709

Effect of ambient temperature

The unit is calibrated for an ambient temperature of +25°C. To determine the rated current for a lower or higher ambient temperature, use a correction factor from the table below:

| Ambient temperature [°C] | Correction factor   |        |
|--------------------------|---------------------|--------|
|                          | Rated current 3-4 A | 5-16 A |
| +10                      | 0,74                | 0,83   |
| +15                      | 0,83                | 0,92   |
| +20                      | 0,91                | 0,94   |
| +25                      | 1,00                | 1,00   |
| +30                      | 1,25                | 1,09   |
| +35                      | 1,43                | 1,16   |
| +40                      | 1,82                | 1,25   |
| +45                      | 1,33                |        |
| +50                      | 1,43                |        |
| +55                      | 1,67                |        |
| +60                      | 2,00                |        |

Example

Rated current at +25°C                    4,0 A  
 Ambient temperature                    +30°C  
 Correction factor                         1,25  
 Chosen rated current at  
 +30°C ambient temperature  
 4 A x 1,25 = 5 A

Tripping characteristic



Technical data

|  |   |                        |
|--|---|------------------------|
| Rated voltage $U_e$                        | See approvals, page 47H                         | AC 125; 250 V* DC 32 V |
| Rated current $I_n$                        | See approvals, page 47H                         | 3 – 16 A               |
| Conditional short circuit current $I_{nc}$ | PC1, AC 125 V                                   | 1000 A                 |
| *Short circuit capacity $I_{cn}$           | AC 250 V  | 200 A                  |
| Dielectric strength                        |   | AC 1500 V              |
| Endurance                                  | Number of cycles at $1,5 \times I_n$ (AC 125 V) | 500                    |
| Type of actuation                          | • Reset type                                    | R                      |
| Type of tripping                           | • Thermal<br>• Cycling trip-free                | TO                     |
| Weight                                     |   | approx. 15 g           |



CIRCUIT BREAKERS FOR EQUIPMENT

TS-709

Approvals

|  |     |        | Rated current range | Rated voltage AC |
|--|-----|--------|---------------------|------------------|
|  | UL  | 1077   | 4 – 15 A            | 125 V            |
|  | CSA | C 22,2 | 3 – 15 A            | 120 V            |

Order code

**Basic type**  
 TS-709 Single pole thermal overload protection switch, cycling trip-free

**Standard configuration**

**Mounting style**  
 Threaded neck type 7/16" x 28T (Plastic)

**Actuation type**  
 Reset type

**Terminal type**  
 6,3 x 0,8 mm quick connect terminals

**Rated current**  
 3 4 5 7,5 10 12,5 15 16  
 See approvals above  
 Other rated currents by request

**Accessories** Choose K or H if metal nut is preferred  
 Leave blank for standard Plastic Knurled Nut

K Metal knurled nut  
 H Metal hexagonal nut

T S - 7 0 9 - 12,5 - K **Order example**



CIRCUIT BREAKERS FOR EQUIPMENT

TS-709

Threaded neck type

TS-709



Schematic diagram – accessories

Schematic diagram

Accessories

