

# Feed-through header - PTSM 0,5/ 7-HHI1-2,5-THR R32 - 1810832

Please be informed that the data shown in this PDF Document is generated from our Online Catalog. Please find the complete data in the user's documentation. Our General Terms of Use for Downloads are valid (<http://phoenixcontact.com/download>)



PCB headers, nominal current: 6 A, rated voltage (III/2): 160 V, number of positions: 7, pitch: 2.5 mm, color: black, contact surface: Tin, mounting: THR soldering, Article with anti-rotation pin

The figure shows a 3-position version

## Your advantages

- ✓ Designed for integration into the SMT soldering process
- ✓ Supplied in tape-on-reel packing according to IEC 60286-3 for automated mounting
- ✓ Inverted header with socket contacts for touch-proof device outputs or PCB/PCB connections



## Key Commercial Data

Packing unit	500 pc
Minimum order quantity	500 pc
GTIN	
GTIN	4046356707367

## Technical data

### Dimensions

Length [ l ]	12 mm
Width	18 mm
Pitch	2.5 mm
Dimension a	15 mm
Width [ w ]	18 mm
Height [ h ]	7.1 mm
Height	5 mm
Length of the solder pin	2.1 mm
Length	12 mm

### General

# Feed-through header - PTSM 0,5/ 7-HHI1-2,5-THR R32 - 1810832

## Technical data

### General

Range of articles	PTSM 0,5/...HHI-THR
Insulating material group	IIIa
Rated surge voltage (III/3)	2.5 kV
Rated surge voltage (III/2)	2.5 kV
Rated surge voltage (II/2)	2.5 kV
Rated voltage (III/3)	63 V
Rated voltage (III/2)	160 V
Rated voltage (II/2)	200 V
Nominal current $I_N$	6 A
Maximum load current	6 A
Insulating material	LCP
Flammability rating according to UL 94	V0
Color	black
Number of positions	7

### Standards and Regulations

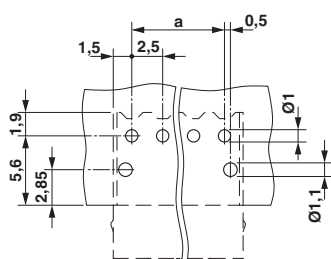
Connection in acc. with standard	UL
Flammability rating according to UL 94	V0

### Environmental Product Compliance

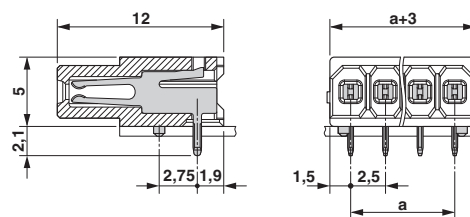
China RoHS	Environmentally friendly use period: unlimited = EFUP-e
	No hazardous substances above threshold values

## Drawings

Drilling diagram

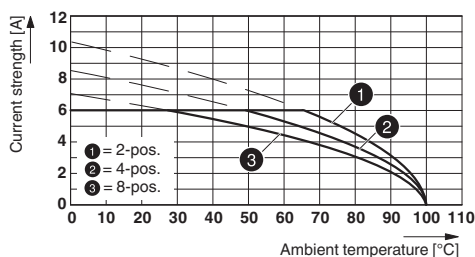


Dimensional drawing



# Feed-through header - PTSM 0,5/ 7-HHI1-2,5-THR R32 - 1810832

Diagram



Type: PTSM 0,5/...-HHI1-2,5-THR R... with PTSM 0,5/...-HH-2,5-THR R...

## Approvals

### Approvals

Approvals

UL Recognized / VDE Zeichengenehmigung / EAC

Ex Approvals

### Approval details

UL Recognized		<a href="http://database.ul.com/cgi-bin/XYV/template/LISEXT/1FRAME/index.htm">http://database.ul.com/cgi-bin/XYV/template/LISEXT/1FRAME/index.htm</a>	E118976-20130619
		B	
Nominal voltage UN	150 V		
Nominal current IN	5 A		

VDE Zeichengenehmigung		<a href="http://www2.vde.com/de/Institut/Online-Service/VDE-gepruefteProdukte/Seiten/Online-Suche.aspx">http://www2.vde.com/de/Institut/Online-Service/VDE-gepruefteProdukte/Seiten/Online-Suche.aspx</a>	40048497
Nominal voltage UN	160 V		
Nominal current IN	6 A		
mm²/AWG/kcmil	0.14-.5		

EAC		B.01742
-----	--	---------

Phoenix Contact 2019 © - all rights reserved  
<http://www.phoenixcontact.com>

PHOENIX CONTACT GmbH & Co. KG  
Flachmarktstr. 8  
32825 Blomberg  
Germany  
Tel. +49 5235 300  
Fax +49 5235 3 41200  
<http://www.phoenixcontact.com>