

Printed-circuit board connector - PT 1,5/ 7-PVH-5,0 BK - 1769621

Please be informed that the data shown in this PDF Document is generated from our Online Catalog. Please find the complete data in the user's documentation. Our General Terms of Use for Downloads are valid (<http://phoenixcontact.com/download>)

PCB connector, nominal current: 12 A, number of positions: 7, pitch: 5 mm, connection method: Screw connection with wire protector, color: black, contact surface: Tin




The figure shows a 10-position version of the product

Your advantages

- ✓ Well-known connection principle allows worldwide use
- ✓ Low temperature rise, thanks to maximum contact force
- ✓ High terminal block capacity thanks to rectangular terminal block space
- ✓ Allows connection of two conductors
- ✓ Horizontal and vertical connection option for optimum conductor routing
- ✓ The latching on the side enables various numbers of positions to be combined



Key Commercial Data

Packing unit	100 pc
GTIN	 4 046356 449700
GTIN	4046356449700

Technical data

Dimensions

Length [l]	11.4 mm
Width [w]	35 mm
Height [h]	11.4 mm
Pitch	5 mm
Dimension a	30 mm

General

Range of articles	PT 1,5/..-PVH
Number of positions	7
Connection method	Screw connection with wire protector

Printed-circuit board connector - PT 1,5/ 7-PVH-5,0 BK - 1769621

Technical data

General

Rated voltage (III/3)	250 V
Connection in acc. with standard	EN-VDE
Nominal current I _N	12 A
Nominal cross section	1.5 mm ²

Connection data

Conductor cross section solid min.	0.2 mm ²
Conductor cross section solid max.	2.5 mm ²
Conductor cross section flexible min.	0.2 mm ²
Conductor cross section flexible max.	2.5 mm ²
Conductor cross section flexible, with ferrule without plastic sleeve min.	0.25 mm ²
Conductor cross section flexible, with ferrule without plastic sleeve max.	1.5 mm ²
Conductor cross section flexible, with ferrule with plastic sleeve min.	0.25 mm ²
Conductor cross section flexible, with ferrule with plastic sleeve max.	1.5 mm ²
Conductor cross section AWG min.	26
Conductor cross section AWG max.	14
2 conductors with same cross section, solid min.	0.2 mm ²
2 conductors with same cross section, solid max.	0.75 mm ²
2 conductors with same cross section, stranded min.	0.2 mm ²
2 conductors with same cross section, stranded max.	0.75 mm ²
2 conductors with same cross section, stranded, ferrules without plastic sleeve, min.	0.25 mm ²
2 conductors with same cross section, stranded, ferrules without plastic sleeve, max.	0.34 mm ²
2 conductors with same cross section, stranded, TWIN ferrules with plastic sleeve, min.	0.5 mm ²
2 conductors with same cross section, stranded, TWIN ferrules with plastic sleeve, max.	0.75 mm ²

Standards and Regulations

Connection in acc. with standard	EN-VDE
----------------------------------	--------

Environmental Product Compliance

REACH SVHC	Lead 7439-92-1
China RoHS	Environmentally Friendly Use Period = 50
	For details about hazardous substances go to tab "Downloads", Category "Manufacturer's declaration"

Approvals

Approvals

Approvals


SEV / EAC / cULus Recognized


Printed-circuit board connector - PT 1,5/ 7-PVH-5,0 BK - 1769621


Approvals

Ex Approvals

Approval details

SEV		https://www.electrosuisse.ch/de/meta/shop/produktezertifikate.html	IK-3558-M2
Nominal voltage UN	250 V		
Nominal current IN	10 A		
mm ² /AWG/kcmil	2.5		

EAC		B.01742
-----	--	---------

cULus Recognized		http://database.ul.com/cgi-bin/XYV/template/LISEXT/1FRAME/index.htm	E60425-20030211
	D	B	
Nominal voltage UN	300 V	300 V	
Nominal current IN	10 A	15 A	
mm ² /AWG/kcmil	26-12	26-12	

Phoenix Contact 2019 © - all rights reserved
<http://www.phoenixcontact.com>

PHOENIX CONTACT GmbH & Co. KG
Flachsmarktstr. 8
32825 Blomberg
Germany
Tel. +49 5235 300
Fax +49 5235 3 41200
<http://www.phoenixcontact.com>