

TIMER




The Timer is part of Metal Work range of logic elements, which also includes OR, AND, NOT, YES, MEMORY.

The value of the signal output delay is set by rotating a knob. It can work both as 3/2 NC and 3/2 NO, depending on whether feeding is through port "a" or port "b".

The maximum delay time can be increased by unscrewing a plug and connecting the port to an external auxiliary tank.

- Adaptor for Ω bar (DIN EN 50022) integrated in the body.
- Pressure indicator via an orange pin
- Pipe clamping system using $\varnothing 4$ built-in push-on fittings.

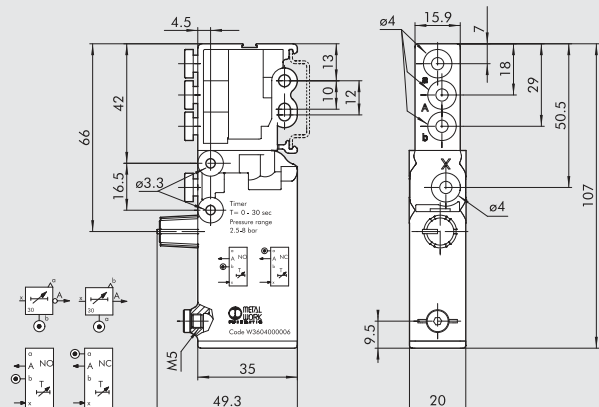


TECHNICAL DATA

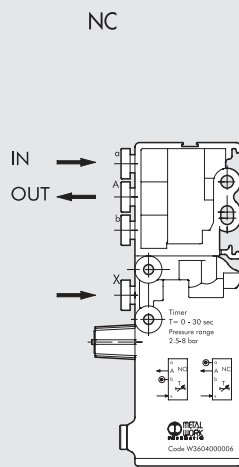
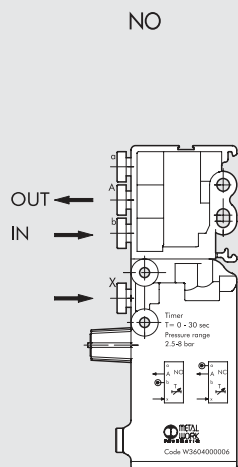
Temperature range	°C	- 10 to + 60
Valve coupling	mm	Push-in fitting for $\varnothing 4$ pipe
Pressure range	bar	From 2.5 to 8
Nominal diameter	mm	2.7
Flow rate at 6 bar (0.6 Mpa, 87 psi) ΔP 1 bar (0.1 Mpa, 14.5 psi)	Nl/min	100
Delay setting range	s	From 0 to 30, at 6 bar
Signal shutoff time	s	< 0.1
Repeatability	s	± 0.4
Fluid		Filtered, lubricated or unlubricated compressed air. If used, must be continuous
Operating		By compressed air
Repositioning		By mechanical spring
Installation		In any direction
Assembly		On Ω bar (DIN EN 50022) size 35 x 7 or 35 x 15 - Wall mounting using $\varnothing 4.2$ holes
MATERIALS		
Body		Anodised aluminium / Technopolymer
Internal parts		Brass / Technopolymer
Gaskets		NBR
Spring		Spring steel

DIMENSIONS AND ORDERING CODES

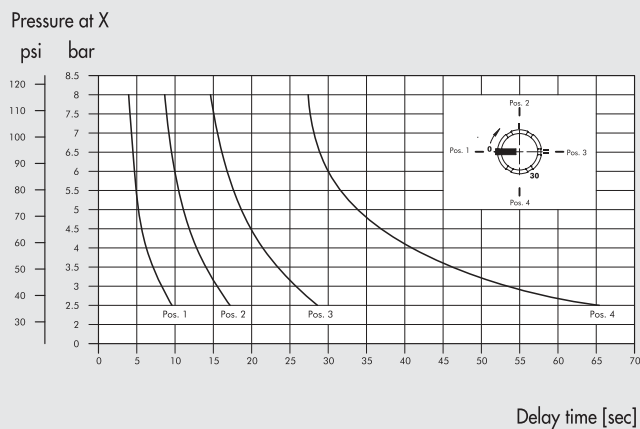
Code	Description
W3604000006	Timer



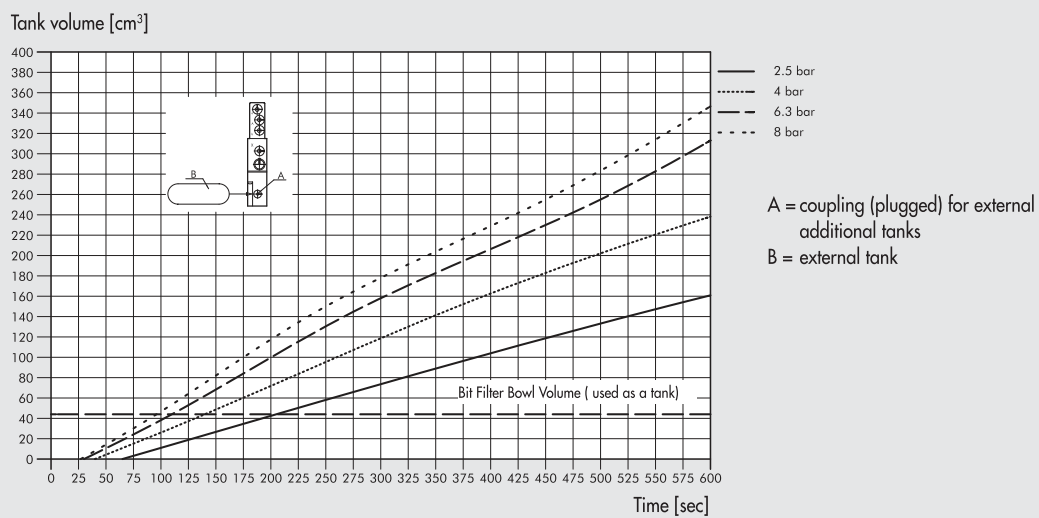
NORMALLY OPEN AND NORMALLY CLOSED OPERATION



CHANGE IN THE DELAY WITH CHANGE IN PRESSURE AND KNOB POSITION



HOW TO INCREASE THE DELAY



NOTES