

# Altech Corp.®

Serving the Automation & Control Industry since 1984



Quality  
Endorsed  
Company



Now UL  
Recognized




## Ferrules & Crimpers

# Altech Ferrules

Since 1984, Altech Corporation has grown to become a leading supplier of automation and industrial control components. Headquartered in Flemington, NJ, Altech has an experienced staff of engineering, manufacturing and sales personnel to provide the highest quality products with superior service. This is the Altech Commitment!

Our well trained technical experts welcome the opportunity to answer your technical questions and provide solutions to your automation and control needs.

Give us a call or visit [www.altechcorp.com](http://www.altechcorp.com).



Altech Corp. Headquarters  
Flemington, New Jersey

## Quality Commitment

Altech's control components meet diverse national and international standards such as UL, NEC, CSA, IEC, VDE and more. Altech provides superior customer service and delivery through Total Quality Management and Continuous Process Improvement. Altech is ISO 9001 approved. We perform these services with honesty and integrity and are committed to achieve these goals.





## Introduction

UL recognized ferrules are now available for the control circuit of your UL508A panel! A wide variety of single and twin insulated ferrules for all your stranded wire applications. No more loose strands, no more loosening terminations, and no more shorts caused by stray strands. Ferrules are made of tin-plated copper and insulating collar is made of polypropylene plastic.

For over 30 years Altech has been supplying the fullest line of Wire Ferrules available to the industry. This catalog helps to further our service to our customers by providing them an easy way to find the wire ferrule and tool they'll need to do the job.

A complete offering of UL, CSA, CE, DIN Standard and Industry standard Ferrules, listed along with a large variety of UL Recognized hand crimpers and semi-auto crimpers, Altech strives to be our customers strongest supplier.

## Table of Contents



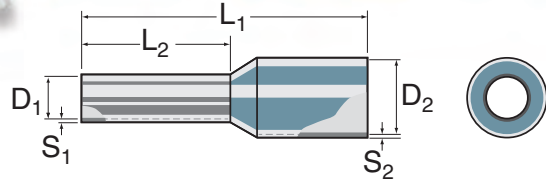
### UL Ferrules

UL Single Insulated Wire Ferrules (Large Standard Packs).....	<b>4-5</b>
UL Single Insulated Wire Ferrules (Small Standard Packs).....	<b>6-7</b>
UL Twin Insulated Wire Ferrules.....	<b>8-9</b>
UL Insulated Wire Ferrules on Reel or Belt.....	<b>10</b>
Crimpers for UL Recognized Ferrules.....	<b>11-13</b>

### Original Ferrules

Insulated Industry Standard Wire Ferrules.....	<b>14</b>
Insulated DIN Standard Wire Ferrules.....	<b>15</b>
Uninsulated Industry Standard Wire Ferrules.....	<b>16</b>
Insulated Dual Wire Ferrules.....	<b>17</b>
Insulated Ferrules Assortment Box.....	<b>17</b>
Crimper Selection Guide.....	<b>18</b>
Universal Ferrule Crimpers.....	<b>19-20</b>
Index.....	<b>21</b>
Terms and Conditions.....	<b>23</b>









**Now UL Recognized**  
with use of specific crimpers



AWG	mm <sup>2</sup>	L <sub>2</sub> Barrel Length (mm)	Industry Standard color Cat. No.		DIN Standard color Cat. No.		Dimensions (mm)						Std. Pack		
							L <sub>1</sub>	L <sub>2</sub>	D <sub>1</sub>	S <sub>1</sub>	D <sub>2</sub>	S <sub>2</sub>			
26	0.14	6	grey	●	FII2606			10	6	0.6	0.15	1.5	0.25	500	
26	0.14	8	grey	●	FII2608			12	8	0.6	0.15	1.5	0.25	500	
24	0.25	6	light blue	●	FII2406			10	6	0.85	0.15	1.8	0.25	500	
24	0.25	8	light blue	●	FII2408			12	8	0.85	0.15	1.8	0.25	500	
24	0.25	12	light blue	●	FII2412			16	12	0.85	0.15	1.8	0.25	500	
22	0.34	6	turquoise	●	FII2206			10	6	0.85	0.15	2	0.25	500	
22	0.34	8	turquoise	●	FII2208			12	8	0.85	0.15	2	0.25	500	
22	0.34	12	turquoise	●	FII2212			16	12	0.85	0.15	2	0.25	500	
20	0.5	6	orange	●	FII2006	white	○	FID2006	12	6	1	0.15	2.6	0.25	500
20	0.5	8	orange	●	FII2008	white	○	FID2008	14	8	1	0.15	2.6	0.25	500
20	0.5	10	orange	●	FII2010	white	○	FID2010	16	10	1	0.15	2.6	0.25	500
20	0.5	12	orange	●	FII2012	white	○	FID2012	18	12	1	0.15	2.6	0.25	500
18	0.75	6	white	○	FII1806W	grey	●	FID1806GR	12	6	1.2	0.15	2.8	0.25	500
18	0.75	8	white	○	FII1808W	grey	●	FID1808GR	14	8	1.2	0.15	2.8	0.25	500
18	0.75	10	white	○	FII1810W	grey	●	FID1810GR	16	10	1.2	0.15	2.8	0.25	500
18	0.75	12	white	○	FII1812W	grey	●	FID1812GR	18	12	1.2	0.15	2.8	0.25	500
18	1	6	yellow	●	FII1806Y	red	●	FID1806R	12	6	1.4	0.15	3	0.25	500
18	1	8	yellow	●	FII1808Y	red	●	FID1808R	14	8	1.4	0.15	3	0.25	500
18	1	10	yellow	●	FII1810Y	red	●	FID1810R	16	10	1.4	0.15	3	0.25	500
18	1	12	yellow	●	FII1812Y	red	●	FID1812R	18	12	1.4	0.15	3	0.25	500
16	1.5	6	red	●	FII1606	black	●	FID1606	12	6	1.7	0.15	3.5	0.25	500
16	1.5	8	red	●	FII1608	black	●	FID1608	14	8	1.7	0.15	3.5	0.25	500
16	1.5	10	red	●	FII1610	black	●	FID1610	16	10	1.7	0.15	3.5	0.25	500
16	1.5	12	red	●	FII1612	black	●	FID1612	18	12	1.7	0.15	3.5	0.25	500
16	1.5	18	red	●	FII1618	black	●	FID1618	24	18	1.7	0.15	3.5	0.25	500
14	2.08	8	yellow	●	FII1408Y			15	8	2.05	0.15	4.2	0.3	500	
14	2.5	6		●		blue	●	FID1406	13	6	2.2	0.15	4.2	0.25	500
14	2.5	8		●		blue	●	FID1408	15	8	2.2	0.15	4.2	0.25	500
14	2.5	10		●		blue	●	FID1410	17	10	2.2	0.15	4.2	0.25	500
14	2.5	12		●		blue	●	FID1412	19	12	2.2	0.15	4.2	0.25	500
14	2.5	18		●		blue	●	FID1418	25	18	2.2	0.15	4.2	0.25	500
12	4	8		●		grey	●	FID1208	16	8	2.8	0.2	4.8	0.3	500
12	4	10		●		grey	●	FID1210	18	10	2.8	0.2	4.8	0.3	500
12	4	12		●		grey	●	FID1212	20	12	2.8	0.2	4.8	0.3	500
12	4	18		●		grey	●	FID1218	26	18	2.8	0.2	4.8	0.3	100
10	6	12	black	●	FII1012	yellow	●	FID1012	20	12	3.5	0.2	6.3	0.3	100
10	6	18	black	●	FII1018	yellow	●	FID1018	26	18	3.5	0.2	6.3	0.3	100
8	10	12	ivory	○	FII0812	red	●	FID0812	22	12	4.5	0.2	7.6	0.4	100
8	10	18	ivory	○	FII0818	red	●	FID0818	28	18	4.5	0.2	7.6	0.4	100
6	16	12	green	●	FII0612	blue	●	FID0612	22	12	5.8	0.2	8.8	0.4	100
6	16	18	green	●	FII0618	blue	●	FID0618	28	18	5.8	0.2	8.8	0.4	100
4	25	16	brown	●	FII0416	yellow	●	FID0416	30	16	7.3	0.2	11.2	0.4	50
4	25	18	brown	●	FII0418	yellow	●	FID0418	32	18	7.3	0.2	11.2	0.4	50
4	25	22	brown	●	FII0422	yellow	●	FID0422	36	22	7.3	0.2	11.2	0.4	50
2	35	16	beige	●	FII0216	red	●	FID0216	30	16	8.3	0.2	12.7	0.4	50
2	35	18	beige	●	FII0218	red	●	FID0218	32	18	8.3	0.2	12.7	0.4	50
2	35	25	beige	●	FII0225	red	●	FID0225	39	25	8.3	0.2	12.7	0.4	50
1	50	20	olive	●	FII0120	blue	●	FID0120	36	20	10.3	0.3	15	0.5	50
1	50	25	olive	●	FII0125	blue	●	FID0125	41	25	10.3	0.3	15	0.5	50
1	50	30	olive	●	FII0130	blue	●	FID0130	46	30	10.3	0.3	15	0.5	50

For Smaller Packs see page 6.

## Crimpers

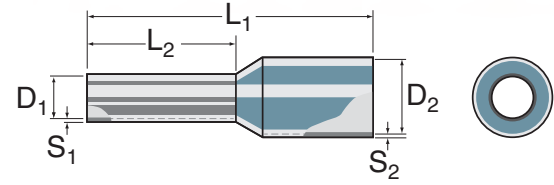
AWG	 Crimpit F 4	 Crimpit F 6 gyra	 Crimpit F 6 EN	 Crimpit F 6 auto	 Crimpit F 6 L	 Crimpit F 16 / F 16 L	 Crimpit F 25 L	 Crimpit F 50 L
26								
26								
24								
24								
22								
22								
22								
20								
20								
20								
20								
18								
18								
18								
18								
18								
18								
18								
16								
16								
16								
16								
16								
14								
14								
14								
14								
14								
14								
12								
12								
12								
12								
10								
10								
8								
8								
6								
6								
4								
4								
4								
2								
2								
2								
1								
1								
1								

 With the use of these crimpers the Ferrules are UL Recognized. 

# UL Single Insulated Wire Ferrules (Small Standard Pack)



**Now UL Recognized**  
with use of specific crimpers




AWG	mm <sup>2</sup>	L <sub>2</sub> Barrel Length (mm)	Industry Standard color	Cat. No.	DIN Standard color	Cat. No.	Dimensions (mm)						Std.* Pack
							L <sub>1</sub>	L <sub>2</sub>	D <sub>1</sub>	S <sub>2</sub>	D <sub>2</sub>	S <sub>2</sub>	
26	0.14	6	grey	● FII2606M			10	6	0.6	0.15	1.5	0.25	100
26	0.14	8	grey	● FII2608M			12	8	0.6	0.15	1.5	0.25	100
24	0.25	6	light blue	● FII2406M			10	6	0.85	0.15	1.8	0.25	100
24	0.25	8	light blue	● FII2408M			12	8	0.85	0.15	1.8	0.25	100
24	0.25	12	light blue	● FII2412M			16	12	0.85	0.15	1.8	0.25	100
22	0.34	6	turquoise	● FII2206M			10	6	0.85	0.15	2	0.25	100
22	0.34	8	turquoise	● FII2208M			12	8	0.85	0.15	2	0.25	100
22	0.34	12	turquoise	● FII2212M			16	12	0.85	0.15	2	0.25	100
20	0.5	6	orange	● FII2006M	white ○	FID2006M	12	6	1	0.15	2.6	0.25	100
20	0.5	8	orange	● FII2008M	white ○	FID2008M	14	8	1	0.15	2.6	0.25	100
20	0.5	10	orange	● FII2010M	white ○	FID2010M	16	10	1	0.15	2.6	0.25	100
20	0.5	12	orange	● FII2012M	white ○	FID2012M	18	12	1	0.15	2.6	0.25	100
18	0.75	6	white	○ FII1806WM	grey ●	FID1806GRM	12	6	1.2	0.15	2.8	0.25	100
18	0.75	8	white	○ FII1808WM	grey ●	FID1808GRM	14	8	1.2	0.15	2.8	0.25	100
18	0.75	10	white	○ FII1810WM	grey ●	FID1810GRM	16	10	1.2	0.15	2.8	0.25	100
18	0.75	12	white	○ FII1812WM	grey ●	FID1812GRM	18	12	1.2	0.15	2.8	0.25	100
18	1	6	yellow	● FII1806YM	red ●	FID1806RM	12	6	1.4	0.15	3	0.25	100
18	1	8	yellow	● FII1808YM	red ●	FID1808RM	14	8	1.4	0.15	3	0.25	100
18	1	10	yellow	● FII1810YM	red ●	FID1810RM	16	10	1.4	0.15	3	0.25	100
18	1	12	yellow	● FII1812YM	red ●	FID1812RM	18	12	1.4	0.15	3	0.25	100
16	1.5	6	red	● FII1606M	black ●	FID1606M	12	6	1.7	0.15	3.5	0.25	100
16	1.5	8	red	● FII1608M	black ●	FID1608M	14	8	1.7	0.15	3.5	0.25	100
16	1.5	10	red	● FII1610M	black ●	FID1610M	16	10	1.7	0.15	3.5	0.25	100
16	1.5	12	red	● FII1612M	black ●	FID1612M	18	12	1.7	0.15	3.5	0.25	100
14	2.08	8	yellow	● FII1408YM			15	8	2.05	0.15	4.2	0.25	100
14	2.5	6		blue ● FID1406M			13	6	2.2	0.15	4.2	0.25	100
14	2.5	8		blue ● FID1408M			15	8	2.2	0.15	4.2	0.25	100
14	2.5	10		blue ● FID1410M			17	10	2.2	0.15	4.2	0.25	100
14	2.5	12		blue ● FID1412M			19	12	2.2	0.15	4.8	0.25	100
12	4	8		grey ● FID1208M			16	8	2.8	0.2	4.8	0.3	50
12	4	10		grey ● FID1210M			18	10	2.8	0.2	4.8	0.3	50
10	6	12	black ●	FII1012M	yellow ●	FID1012M	20	12	3.5	0.2	6.3	0.3	20
8	10	12	ivory ○	FII0812M	red ●	FID0812M	22	12	4.5	0.2	7.6	0.4	20

For Larger Packs see page 4.

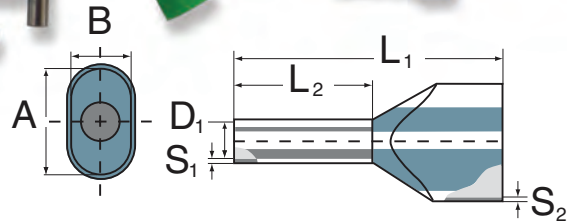


**Crimpers**



With the use of these crimpers the Ferrules are UL Recognized. 

**Now UL Recognized**  
with use of specific crimpers



**Twin Insulated Wire Ferrules (Large Standard Pack)**









AWG	mm <sup>2</sup>	L <sub>2</sub> Barrel Length (mm)	Industry Standard color Cat. No.	DIN Standard color Cat. No.	Dimensions (mm)							Std. Pack
					L <sub>1</sub>	L <sub>2</sub>	D <sub>1</sub>	S <sub>1</sub>	S <sub>2</sub>	A	B	
2 x 22	2 x 0.34	8	turquoise ● FTI2208		15	8	1.2	0.15	0.25	3.5	2	500
2 x 20	2 x 0.5	8	orange ● FTI2008	white ○ FTD2008	14	8	1.4	0.15	0.3	5	3	500
2 x 20	2 x 0.5	10	orange ● FTI2010	white ○ FTD2010	16	10	1.4	0.15	0.3	5	3	500
2 x 20	2 x 0.5	12	orange ● FTI2012	white ○ FTD2012	18	12	1.4	0.15	0.3	5	3	500
2 x 18	2 x 0.75	8	white ○ FTI1808W	grey ● FTD1808GR	14	8	1.7	0.15	0.3	5.5	3	500
2 x 18	2 x 0.75	10	white ○ FTI1810	grey ● FTD1810	16	10	1.7	0.15	0.3	5.5	3	500
2 x 18	2 x 0.75	12	white ○ FTI1812W	grey ● FTD1812GR	18	12	1.7	0.15	0.3	5.5	3	500
2 x 18	2 x 0.75	18	white ○ FTI1818W	grey ● FTD1818GR	24	18	1.7	0.15	0.3	5.5	3	500
2 x 18	2 x 1	8	yellow ● FTI1808Y	red ● FTD1808R	15	8	2	0.15	0.3	5.8	3.2	500
2 x 18	2 x 1	12	yellow ● FTI1812Y	red ● FTD1812R	19	12	2	0.15	0.3	5.8	3.2	500
2 x 18	2 x 1	14	yellow ● FTI1814	red ● FTD1814	21	14	2	0.15	0.3	5.8	3.2	500
2 x 18	2 x 1	18	yellow ● FTI1818Y	red ● FTD1818R	25	18	2	0.15	0.3	5.8	3.2	500
2 x 16	2 x 1.5	8	red ● FTI1608	black ● FTD1608	16	8	2.2	0.15	0.3	6.5	3.6	500
2 x 16	2 x 1.5	12	red ● FTI1612	black ● FTD1612	20	12	2.2	0.15	0.3	6.5	3.6	500
2 x 16	2 x 1.5	18	red ● FTI1618	black ● FTD1618	26	18	2.2	0.15	0.3	6.6	3.6	100
2 x 14	2 x 2.5	10		blue ● FTD1410	19	10	2.8	0.15	0.4	8	4.5	500
2 x 14	2 x 2.5	12		blue ● FTD1412	21	12	2.8	0.15	0.4	8	4.5	100
2 x 14	2 x 2.5	18		blue ● FTD1418	27	18	2.8	0.15	0.4	8	4.5	100
2 x 12	2 x 4	12		grey ● FTD1212	22	12	3.5	0.2	0.5	9	5.2	100
2 x 12	2 x 4	18		grey ● FTD1218	28	18	3.5	0.2	0.5	9	5.2	100
2 x 10	2 x 6	12	black ● FTI1012	yellow ● FTD1012	23	12	4.5	0.2	0.5	11.4	6.2	100
2 x 10	2 x 6	18	black ● FTI1018	yellow ● FTD1018	29	18	4.5	0.2	0.5	11.4	6.2	100
2 x 8	2 x 10	12	ivory ● FTI0812	red ● FTD0812	24	12	5.8	0.2	0.5	13.4	7.6	100
2 x 8	2 x 10	18	ivory ● FTI0818	red ● FTD0818	30	18	5.8	0.2	0.5	13.4	7.6	100
2 x 6	2 x 16	16	olive ● FTI0616	blue ● FTD0616	29	16	8.3	0.3	0.6	17.2	9.5	50
2 x 6	2 x 16	25	olive ● FTI0625	blue ● FTD0625	38	25	8.3	0.3	0.6	17.2	9.5	50

**Twin Insulated Wire Ferrules (Small Standard Pack)**

AWG	mm <sup>2</sup>	L <sub>2</sub> Barrel Length (mm)	Industry Standard color Cat. No.	DIN Standard color Cat. No.	Dimensions (mm)							Std. Pack
					L <sub>1</sub>	L <sub>2</sub>	D <sub>1</sub>	S <sub>1</sub>	S <sub>2</sub>	A	B	
2 x 22	2 x 0.34	8	turquoise ● FTI2208M		15	8	1.2	0.15	0.25	3.5	2	100
2 x 20	2 x 0.5	8	orange ● FTI2008M	white ○ FTD2008M	14	8	1.4	0.15	0.3	5	3	100
2 x 20	2 x 0.5	10	orange ● FTI2010M	white ○ FTD2010M	16	10	1.4	0.15	0.3	5	3	100
2 x 20	2 x 0.5	12	orange ● FTI2012M	white ○ FTD2012M	18	12	1.4	0.15	0.3	5	3	100
2 x 18	2 x 0.75	8	white ○ FTI1808WM	grey ● FTD1808GRM	14	8	1.7	0.15	0.3	5.5	3	100
2 x 18	2 x 0.75	10	white ○ FTI1810M	grey ● FTD1810M	16	10	1.7	0.15	0.3	5.5	3	100
2 x 18	2 x 0.75	12	white ○ FTI1812WM	grey ● FTD1812GRM	18	12	1.7	0.15	0.3	5.5	3	100
2 x 18	2 x 1	8	yellow ● FTI1808YM	red ● FTD1808RM	15	8	2	0.15	0.3	5.8	3.2	100
2 x 18	2 x 1	12	yellow ● FTI1812YM	red ● FTD1812RM	19	12	2	0.15	0.3	5.8	3.2	100
2 x 16	2 x 1.5	8	red ● FTI1608M	black ● FTD1608M	16	8	2.2	0.15	0.3	6.5	3.6	100
2 x 16	2 x 1.5	12	red ● FTI1612M	black ● FTD1612M	20	12	2.2	0.15	0.3	6.5	3.6	100
2 x 14	2 x 2.5	10		blue ● FTD1410M	19	10	2.8	0.15	0.4	8	4.5	50
2 x 14	2 x 2.5	12		blue ● FTD1412M	21	12	2.8	0.15	0.4	8	4.5	50
2 x 12	2 x 4	12		grey ● FTD1212M	22	12	3.5	0.2	0.5	9	5.2	20
2 x 10	2 x 6	12	black ● FTI1012M	yellow ● FTD1012M	23	12	4.5	0.2	0.5	11.4	6.2	20
2 x 8	2 x 10	12	ivory ● FTI0812M	red ● FTD0812M	24	12	5.8	0.2	0.5	13.4	7.6	20



### Crimpers

AWG	 Crimpit F 4	 Crimpit F 6 gyra	 Crimpit F 6 EN	 Crimpit F 6 auto	 Crimpit F 6 L	 Crimpit F 16 / F 16 L	 Crimpit F 25 L	 Crimpit F 50 L
2 x 22	■	■	■	■	■			
2 x 20	■	■	■	■	■			
2 x 20	■	■	■	■	■			
2 x 20	■	■	■	■	■			
2 x 18	■	■	■	■	■			
2 x 18	■	■	■	■	■			
2 x 18	■	■	■	■	■			
2 x 18	■	■	■	■	■			
2 x 18	■	■	■	■	■			
2 x 16	■	■	■	■	■			
2 x 16	■	■	■	■	■			
2 x 16	■	■	■	■	■			
2 x 14	■	■	■	■	■			
2 x 14	■	■	■	■	■			
2 x 14	■	■	■	■	■		■	
2 x 12	■	■	■	■	■		■	
2 x 12	■	■	■	■	■		■	
2 x 10							■	
2 x 10							■	
2 x 8							■	
2 x 8							■	■
2 x 6								■
2 x 6								■

AWG	F4	F6 gyra	F6EN	F6 auto	F6L	F16/F16L	F25L	F50L
2 x 22	■	■	■	■	■			
2 x 20	■	■	■	■	■			
2 x 20	■	■	■	■	■			
2 x 20	■	■	■	■	■			
2 x 18	■	■	■	■	■			
2 x 18	■	■	■	■	■			
2 x 18	■	■	■	■	■			
2 x 16	■	■	■	■	■			
2 x 16	■	■	■	■	■			
2 x 14	■	■	■	■	■			
2 x 14	■	■	■	■	■			
2 x 12	■	■	■	■	■		■	
2 x 10							■	
2 x 8							■	

■ With the use of these crimpers the Ferrules are UL Recognized. 



**Now UL Recognized**  
with use of specific crimpers



**Insulated Wire Ferrules (on reel) for Handtools and Machines**

AWG	mm <sup>2</sup>	Barrel Length (mm)	Industry Standard color	Industry Standard Cat. No.	DIN Standard color	DIN Standard Cat. No.	Std. Pack
22	0.34	8	turquoise	FII2208RE			5,000
20	0.5	8	orange	FII2008RE	white	FID2008RE	5,000
18	0.75	8	white	FII1808WRE	grey	FID1808GRRE	5,000
18	1	8	yellow	FII1808YRE	red	FID1808RRE	5,000
16	1.5	8	red	FII1608RE	black	FID1608RE	5,000
14	2.5	8		blue		FID1408RE	3,000

**Insulated Wire Ferrules (belt-strips) for handtools and machines**



AWG	mm <sup>2</sup>	Barrel Length (mm)	Industry Standard color	Industry Standard Cat. No.	DIN Standard color	DIN Standard Cat. No.	Std. Pack	Crimpit F Multi
20	0.5	8	orange	FII2008B	white	FID2008B	10 x 50	
18	0.75	8	white	FII1808WB	grey	FID1808GRB	10 x 50	
18	1	8	yellow	FII1808YB	red	FID1808RB	10 x 50	
16	1.5	8	red	FII1608B	black	FID1608B	10 x 50	
14	2.5	8		blue		FID1408B	10 x 50	

**Ferrule Crimping Machines and Multi-function Tool**



*For technical and ordering information regarding Ferrule Crimping Machines please contact Altech.*



With the use of these crimpers the Ferrules are UL Recognized.

## Crimpers



### Crimpit F 4

Crimping tool for ferrules (according to DIN 46228 part 1 and 4) with or without plastic collars. Only one crimping profile for the entire cross-section range.

**Ferrules:** 0,5 – 4 mm<sup>2</sup> (20 – 12 AWG)

**Twin Ferrules:** 2 x 0.5 – 2 x 2.5 mm<sup>2</sup> (2 x 20 – 2 x 14 AWG)

**Cat. No.:** Crimpit F 4

Weight 448 g



### Crimpit F 6 Auto

Crimping tool for ferrules (according to DIN 46228 part 1 and 4) with and without plastic collars. Feeding from front.

**Ferrules:** 0,5 – 6 mm<sup>2</sup> (20 – 10 AWG)

**Twin Ferrules:** 2 x 0.5 – 2 x 2.5 mm<sup>2</sup> (2 x 20 – 2 x 14 AWG)

**Cat. No.:** Crimpit F 6 Auto

Weight 426 g



### Crimpit F 6 Gyra

Crimping tool for ferrules (according to DIN 46228 part 1 and 4) with and without plastic collars. Rotatable crimp die for feeding from the front or the side.

**Ferrules:** 0,14 – 6 mm<sup>2</sup> (26 – 10 AWG)

**Twin Ferrules:** 2 x 0.5 – 2 x 4 mm<sup>2</sup> (2 x 20 – 2 x 12 AWG)

**Cat. No.:** Crimpit F 6 Gyra

Weight 428 g



### Crimpit F 6 EN

Crimping tool for ferrules (according to DIN 46228 part 1 and 4) with and without plastic collars. Crimp conforms to EN 60947-1. Five crimping profiles for the rated conductor cross-sections. Registration in accordance with VG 95211 (Military designation VG 95236 T 14 A 0001).

**Ferrules:** 0.25 – 6 mm<sup>2</sup> (24 – 10 AWG)

**Twin Ferrules:** 2 x 0.75 – 2 x 4 mm<sup>2</sup> (2 x 18 – 2 x 12 AWG)

**Cat. No.:** Crimpit F 6 EN

Weight 423 g

## Crimpers



### Crimpit F 6 L

Crimping tool for ferrules (conforming to DIN 46228 part 1 and 2) with and without insulating collar. Five crimping profiles depending on the wire cross-sections.

**Ferrules:** 0.5 – 6 mm<sup>2</sup> (20 – 10 AWG)

**Twin Ferrules:** 2 x 0.75 – 2 x 4 mm<sup>2</sup> (2 x 18 – 2 x 12 AWG)

**Cat. No.:** Crimpit F 6 L

Weight 335 g



### Crimpit F 16

Crimping tool for ferrules (according to DIN 46228 part 1 and 4) with and without plastic collars. Crimp conforms to EN 60947-1. Three crimping profiles for the rated conductor cross-sections. Registration in accordance with VG 95211 (Military designation VG 95236 T 14 A 0002).

**Ferrules:** 6 – 16 mm<sup>2</sup> (10 – 6 AWG)

**Cat. No.:** Crimpit F 16

Weight 418 g



### Crimpit F 16 L

Crimping tool for ferrules (according to DIN 46228 part 1 and 4) with and without plastic collars. Crimp conforms to EN 60947-1. Three crimping profiles for the rated conductor cross-sections.

**Ferrules:** 6 – 16 mm<sup>2</sup> (10 – 6 AWG)

**Cat. No.:** Crimpit F 16 L

Weight 380 g



### Crimpit F 25 L

Crimping tool for ferrules (according to DIN 46228 part 1 and 4) as well as for twin ferrules.

**Ferrules:** 6 – 25 mm<sup>2</sup> (10 – 4 AWG)

**Twin Ferrules:** 2 x 4 – 2 x 10 mm<sup>2</sup> (2 x 12 – 2 x 8 AWG)

**Cat. No.:** Crimpit F 25 L

Weight 540 g



## Crimpers



### Crimpit F 50 L

Crimping tool for ferrules (according to DIN 46228 part 1 and 4) as well as for twin ferrules.

**Ferrules:** 35 – 50 mm<sup>2</sup> (2 – 1 AWG)

**Twin Ferrules:** 2 x 16 mm<sup>2</sup> (2 x 6 AWG)

**Cat. No.:** Crimpit F 50 L

Weight 540 g



### Crimpit F Multi

Multi-function tool. Stripping and cutting of wires. Crimping tool for insulated belt-strip ferrules according to DIN 46228.

**Cross-section:** 0.5 – 2,5 mm<sup>2</sup> (20 – 14 AWG)

**Ferrules:** 0.5 – 2.5 mm<sup>2</sup> (20 – 14 AWG)

**Cat. No.:** Crimpit F Multi

Weight 260 g

## Ferrule Crimping Machines



*For technical and ordering information regarding Ferrule Crimping Machines please contact Altech.*

Crimper Selections

UL Crimper photos are supplied by Zoller & Fröhlich GmbH.

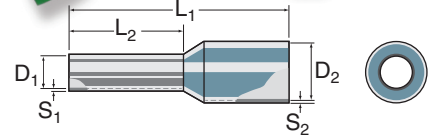
## Original Industry Standard Ferrules



### Tested According To:

CSA Std C22.2 No. 65-93  
 CSA Std C22.2 No. 188-M1983  
 ANSI/UL Std No. 486A  
 ANSI/UL Std No. 486C

- Wire Connectors
- Splicing Wire and Cable Connectors
- Wire Connectors and Soldering Lugs for Use with Copper Conductors
- Splicing Wire Connectors



Ferrules insure reliable electrical connections when terminating stranded flexible wire in terminal blocks, circuit breakers or other control devices. Insulated ferrules prevent conductor breakage due to bending, wire stress or vibration while facilitating wire insertion into the terminal clamp.

Altech's standard insulated ferrules are color coded by conductor size for convenient identification.

To ensure efficient ferrule crimping, always select the smallest ferrule diameter that fits the wire and use only professional crimping tools.

- Sleeve: polypropylene
- Tube: tin-plated copper

	AWG	mm <sup>2</sup>	Color	Cat. No.	L1	Ferrule Dimensions mm					Std. Pack*
						L2	D1	S1	D2	S2	
	24	0.25	Lt. Blue	2620.0	10	6	0.85	0.15	1.8	0.25	500/100
	24	0.25	Lt. Blue	2621.0	12	8	0.85	0.15	1.8	0.25	500/100
	22	0.34	Turquoise	2622.0	10	6	0.85	0.15	2	0.25	500/100
	22	0.34	Turquoise	2623.0	12	8	0.85	0.15	2	0.25	500/100
	20	0.5	Orange	2397.0	12	6	1	0.15	2.6	0.25	500/100
	20	0.5	Orange	2201.0	14	8	1	0.15	2.6	0.25	500/100
	18	0.75	White	2398.0	12	6	1.2	0.15	2.8	0.25	500/100
	18	0.75	White	2202.0	14	8	1.2	0.15	2.8	0.25	500/100
	18	1	Yellow	2399.0	12	6	1.4	0.15	3	0.25	500/100
	18	1	Yellow	2203.0	14	8	1.4	0.15	3	0.25	500/100
	16	1.5	Red	2204.0	14	8	1.7	0.15	3.5	0.25	500/100
	16	1.5	Red	2400.0	16	10	1.7	0.15	3.5	0.25	500/100
	16	1.5	Red	2205.0	24	18	1.7	0.15	3.5	0.25	500/100
	14	2.5	Blue	2206.0	14	8	2.2	0.15	4.2	0.25	500/100
	14	2.5	Blue	2401.0	18	12	2.2	0.15	4.2	0.25	500/100
	14	2.5	Blue	2207.0	24	18	2.2	0.15	4.2	0.25	500/100
	12	4	Gray	2208.0	17	10	2.8	0.2	4.8	0.3	500/100
	12	4	Gray	2402.0	20	12	2.8	0.2	4.8	0.3	500/100
	12	4	Gray	2209.0	26	18	2.8	0.2	4.8	0.3	100
	10	6	Black	2210.0	20	12	3.5	0.2	6.3	0.3	100
	10	6	Black	2211.0	26	18	3.5	0.2	6.3	0.3	100
	8	10	Ivory	2212.0	22	12	4.5	0.2	7.6	0.4	100
	8	10	Ivory	2213.0	28	18	4.5	0.2	7.6	0.4	100
	6	16	Green	2214.0	24	12	5.8	0.2	8.8	0.4	100
	6	16	Green	2215.0	28	18	5.8	0.2	8.8	0.4	100
	4	25	Brown	2267.0	30	18	7.3	0.2	11.2	0.4	50
	4	25	Brown	2272.0	36	22	7.3	0.2	11.2	0.4	50
	2	35	Beige	2276.0	30	18	8.3	0.2	12.7	0.4	50
	2	35	Beige	2390.0	39	25	8.3	0.2	12.7	0.4	50
	1	50	Olive	2500.0	36	20	10.3	0.3	15	0.5	50
	2/0	70	Yellow	2786.0	37	20	12.7	0.35	16	0.6	25
	3/0	95	Red	2787.0	44	25	14.7	0.35	16	0.6	5
	4/0	120	Blue	2788.0	48	27	16.5	0.5	21	0.7	25
	250MCM	150	Yellow	2789.0	58	32	18.5	0.5	23.5	0.75	25

\* Different standard packs are available as shown. To order the desired standard pack, please use the quantity required as a suffix to the cat. no.  
 Example for 100 standard pack: Cat. No. 2620.0/100

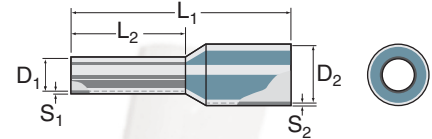
## Original DIN Standard Ferrules



**Tested According To:**

CSA Std C22.2 No. 65-93  
 CSA Std C22.2 No. 188-M1983  
 ANSI/UL Std No. 486A  
 ANSI/UL Std No. 486C

- Wire Connectors
- Splicing Wire and Cable Connectors
- Wire Connectors and Soldering Lugs for Use with Copper Conductors
- Splicing Wire Connectors



































Ferrules insure reliable electrical connections when terminating stranded flexible wire in terminal blocks, circuit breakers or other control devices.

Insulated ferrules prevent conductor breakage due to bending, wire stress or vibration while facilitating wire insertion into the terminal clamp.

Altech's DIN standard ferrules are in compliance with DIN requirements, making them ideal for export applications. They also have a specified color code convention that differs from the color code used for Altech's industry standard ferrules.

To ensure efficient ferrule crimping, always select the smallest ferrule diameter that fits the wire and use only professional crimping tools.

- Sleeve: polypropylene
- Tube: tin plated copper

	AWG	mm <sup>2</sup>	Cat. Color	No.	L1	L2	D1	S1	D2	S2	Std. Pack*
	20	0.5	White	2863.0	12	6	1	0.15	2.6	0.25	500/100
	20	0.5	White	2864.0	14	8	1	0.15	2.6	0.25	500/100
	20	0.5	White	2865.0	16	10	1	0.15	2.6	0.25	500/100
	18	0.75	Gray	2866.0	12	6	1.2	0.15	2.8	0.25	500/100
	18	0.75	Gray	2867.0	14	8	1.2	0.15	2.8	0.25	500/100
	18	0.75	Gray	2868.0	16	10	1.2	0.15	2.8	0.25	500/100
	18	0.75	Gray	2869.0	18	12	1.2	0.15	2.8	0.25	500/100
	18	1	Red	2870.0	12	6	1.4	0.15	3	0.25	500/100
	18	1	Red	2871.0	14	8	1.4	0.15	3	0.25	500/100
	18	1	Red	2872.0	16	10	1.4	0.15	3	0.25	500/100
	18	1	Red	2840.0	18	12	1.4	0.15	3	0.25	500/100
	16	1.5	Black	2841.0	14	8	1.7	0.15	3.5	0.25	500/100
	16	1.5	Black	2842.0	16	10	1.7	0.15	3.5	0.25	500/100
	16	1.5	Black	2843.0	18	12	1.7	0.15	3.5	0.25	500/100
	16	1.5	Black	2844.0	24	18	1.7	0.15	3.5	0.25	500/100
	14	2.5	Blue	2845.0	14	8	2.2	0.15	4.2	0.25	500/100
	14	2.5	Blue	2846.0	18	12	2.2	0.15	4.2	0.25	500/100
	14	2.5	Blue	2847.0	24	8	2.2	0.15	4.2	0.25	500/100
	12	4	Gray	2848.0	17	10	2.8	0.2	4.8	0.3	500/100
	12	4	Gray	2849.0	20	12	2.8	0.2	4.8	0.3	500/100
	12	4	Gray	2850.0	26	18	2.8	0.2	4.8	0.3	100
	10	6	Yellow	2851.0	20	12	3.5	0.2	6.3	0.3	100
	10	6	Yellow	2852.0	26	18	3.5	0.2	6.3	0.3	100
	8	10	Red	2853.0	22	12	4.5	0.2	7.6	0.4	100
	8	10	Red	2854.0	28	18	4.5	0.2	7.6	0.4	100
	6	16	Blue	2855.0	24	12	5.8	0.2	8.8	0.4	100
	6	16	Blue	2856.0	28	18	5.8	0.2	8.8	0.4	100
	4	25	Yellow	2857.0	30	18	7.3	0.2	11.2	0.4	50
	4	25	Yellow	2858.0	36	22	7.3	0.2	11.2	0.4	50
	2	35	Red	2859.0	30	18	8.3	0.2	12.7	0.4	50
	2	35	Red	2860.0	39	25	8.3	0.2	12.7	0.4	50
	1	50	Blue	2861.0	36	20	10.3	0.3	15	0.5	50

**CRIMPER  
 SELECTOR  
 GUIDE**  
 page 18

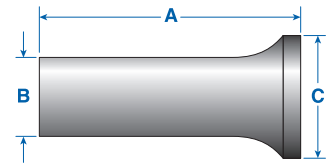
\* Different standard packs are available as shown. To order the desired standard pack, please use the quantity required as a suffix to the cat. no.  
 Example for 100 standard pack: Cat. No. 2863.0/100

## Original Uninsulated Ferrules



**Tested According To:**

- CSA Std C22.2 No. 65-93 - Wire Connectors
- CSA Std C22.2 No. 188-M1983 - Splicing Wire and Cable Connectors
- ANSI/UL Std No. 486A - Wire Connectors and Soldering Lugs for Use with Copper Conductors
- ANSI/UL Std No. 486C - Splicing Wire Connectors



Ferrules insure reliable electrical connections when terminating stranded flexible wire in terminal blocks, circuit breakers or other control devices.

Uninsulated ferrules prevent wire strands from fraying and breaking and are extremely cost effective. Their shorter lengths and uninsulated bodies offer advantages when making terminations in printed circuit board terminal blocks and in other terminal blocks with smaller clamps or narrow widths.

To ensure efficient ferrule crimping, always select the smallest ferrule diameter that fits the wire and use only professional crimping tools. (Please refer to the ordering pages and the Crimper Selector Guide on page 18.)

• Tube: tin plated copper

	AWG		Cat. No.	Barrel Length (A)		Ferrule Dimensions mm			Std. Pack*
	AWG	mm <sup>2</sup>		mm	A	B (ID)	C		
	20	0.5	2216.0	6	6	1.3	2.1	1000/100	
	18	0.75	2217.0	6	6	1.5	2.3	1000/100	
	18	0.75	2218.0	10	10	1.5	2.3	1000/100	
	18	1	2219.0	6	6	1.7	2.5	1000/100	
	18	1	2220.0	10	10	1.7	2.5	1000/100	
	16	1.5	2221.0	7	7	2.3	2.8	1000/100	
	16	1.5	2222.0	10	10	2.3	2.8	1000/100	
	14	2.5	2223.0	7	7	2.5	3.4	1000/100	
	14	2.5	2224.0	12	12	2.5	3.4	1000/100	
	12	4	2225.0	9	9	3.2	4.0	1000/100	
	12	4	2226.0	12	12	3.2	4.0	1000/100	
	10	6	2227.0	12	12	3.9	4.7	500/100	
	10	6	2388.0	15	15	3.9	4.7	500/100	
	8	10	2228.0	12	12	4.9	5.8	500/100	
	8	10	2389.0	15	15	4.9	5.8	500/100	
	8	10	2229.0	18	18	4.9	5.8	500/100	
	6	16	2391.0	12	12	6.2	7.5	500/100	
	6	16	2392.0	15	15	6.2	7.5	500/100	
	6	16	2393.0	18	18	6.2	7.5	100	
	4	25	2394.0	15	15	7.7	9.5	500/100	
	4	25	2395.0	18	18	7.7	9.5	100	
	2	35	2396.0	18	18	8.7	11	100	
	1	50	2816.0	32	32	10.9	13	100	
	2/0	70	2790.0	25	25	13.3	15	100	
	3/0	95	2791.0	32	32	15.3	17	50	
	4/0	120	2792.0	32	32	17.5	19	25	
	250MCM	150	2793.0	32	32	19.5	21	25	
	350MCM	185	2815.0	32	32	21.2	23.5	25	
	500MCM	240	2815.5	40	40	23.0	25	25	

**CRIMPER  
SELECTOR  
GUIDE  
page 18**

\* Different standard packs are available as shown. To order the desired standard pack, please use the quantity required as a suffix to the cat. no.  
Example for 100 standard pack: Cat. No. 2216.0/100



## Original Dual Wire Ferrules

### Dual Wire Insulated

Dual Wire Ferrules have larger diameters and special shaped sleeves that accept two conductors of the same or different size. They provide an efficient connection of multiple wires in the same terminal clamp or simplify wire jumpering between terminal clamps. They are color coded with the same convention as the insulated DIN standard ferrules.

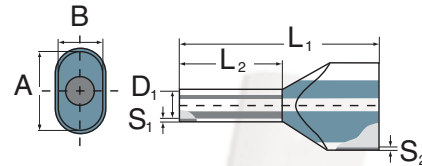
To ensure efficient ferrule crimping always select the smallest ferrule diameter that fits the wire and use only professional crimping tools.

- Sleeve: polypropylene
- Tube: tin plated copper



#### Tested According To:

CSA Std C22.2 No. 65-93  
 CSA Std C22.2 No. 188-M1983  
 ANSI/UL Std No. 486A  
 ANSI/UL Std No. 486C




- Wire Connectors
- Splicing Wire and Cable Connectors
- Wire Connectors and Soldering Lugs for Use with Copper Conductors
- Splicing Wire Connectors

Wires x AWG	mm <sup>2</sup>	Color	Cat. No.	Ferrule Dimensions mm								Std. Pack*
				L1	L2	D1	S1	A	B	S2		
2x20	2x0.50	White	2794.0	14.6	8.2	1.4	0.15	5	3	0.3	500/100	
2x18	2x0.75	Gray	2775.0	14.6	8.2	1.7	0.15	5.5	3	0.3	500/100	
2x18	2x0.75	Gray	2795.0	16.4	10	1.7	0.15	5.5	3	0.3	500/100	
2x18	2x1	Red	2776.0	15.4	8.2	2	0.15	5.8	3.2	0.3	500/100	
2x18	2x1	Red	2796.0	25.2	18	2	0.15	5.8	3.2	0.3	500/100	
2x16	2x1.5	Black	2777.0	15.8	8.2	2.2	0.15	6.5	3.6	0.3	500/100	
2x16	2x1.5	Black	2797.0	19.6	12	2.2	0.15	6.5	3.6	0.3	500/100	
2x14	2x2.5	Blue	2778.0	18.5	10	2.8	0.15	8	4.5	0.4	500/100	
2x14	2x2.5	Blue	2798.0	20.5	12	2.8	0.15	8	4.5	0.4	500/100	
2x12	2x4	Gray	2799.0	22	12	3.5	0.2	9	5.2	0.5	100	
2x10	2x6	Yellow	2800.0	23	12	4.5	0.2	11.4	6.2	0.5	100	
2x8	2x10	Red	2801.0	24	12	5.8	0.2	13.4	7.6	0.5	100	
2x6	2x16	Blue	2802.0	29	16	8.3	0.3	17.2	9.5	0.6	50	

### INSULATED FERRULES Assortment Box

Handy Assortment Boxes for convenient dispensing and storage of Industry and DIN Standard Insulated Ferrules. Types AB1-S and AB1-D are equipped with five different ferrule sizes. Types AB2-S and AB2-D are equipped with four different ferrule sizes. Contents of each box is listed.



\* Different standard packs are available for many ferrules. To order the desired standard pack, please use the quantity required as a suffix to the Cat. No.

Example: Cat. No. 2794.0/100 for a standard pack of 100



AB1-S



AB2-S

**CRIMPER SELECTOR GUIDE**  
page 18

Ferrule Qty.	AWG	mm <sup>2</sup>	Ferrule Cat. No.	Ferrule Color	Type	Cat. No.	Std. Pack
<b>AB1-S Industry Standard</b>					<b>AB1-S</b>	<b>2884.9</b>	<b>1</b>
50	20	0.5	2201.0	Orange			
100	20	0.75	2202.0	White			
100	18	1	2399.0	Yellow			
100	16	1.5	2204.0	Red			
50	14	2.5	2206.0	Blue			
<b>AB2-S Industry Standard</b>					<b>AB2-S</b>	<b>2885.9</b>	<b>1</b>
50	12	4	2208.0	Gray			
20	10	6	2210.0	Black			
20	8	10	2212.0	Ivory			
10	6	16	2214.0	Green			
<b>AB1-D DIN Standard</b>					<b>AB1-D</b>	<b>2884.0</b>	<b>1</b>
50	20	0.5	2864.0	White			
100	20	0.75	2867.0	Gray			
100	18	1	2871.0	Red			
100	16	1.5	2841.0	Black			
50	14	2.5	2845.0	Blue			
<b>AB2-D DIN Standard</b>					<b>AB2-D</b>	<b>2885.0</b>	<b>1</b>
50	12	4	2848.0	Gray			
20	10	6	2851.0	Yellow			
20	8	10	2853.0	Red			
10	6	16	2855.0	Blue			

## Original Ferrule and Wire Size by Crimper Type

Use this Selector Guide to determine ferrule and wire sizes which can be crimped. Refer to following pages for selection and ordering information of crimpers.

1. Determine the wire size(s) to be used.
2. To insure efficient ferrule crimping, always select the smallest ferrule diameter that fits the wire.
3. Based on the ferrule size, choose the crimper type appropriate for use.
4. Select the crimper style best suited for your application.

### CRIMPER STYLES

Wire Size AWG	Ferrule Size mm <sup>2</sup>	UNIVERSAL FERRULE CRIMPER					PNEUMATIC FERRULE CRIMPER				VICE MOUNT FERRULE CRIMPER
		Crimper Type E110.000	E110.005	E110.010	E110.015	E110.020	22.014 *	22.015	22.016 *	22.017	
26	0.14										
24	0.25										
22	0.34										
20	0.50										
20	0.75										
18	1										
16	1										
14	2.5										
12	4										
10	6										
8	10										
6	16										
4	25										
2	35										
1	50										
2/0	70										
3/0	95										
4/0	120										
250MCM	150										

### Dual Wire Ferrules

E110.000 crimper covers 2x20 to 2x12 AWG dual wire ferrules

E110.010 crimper covers 2x10 to 2x8 AWG dual wire ferrules

E110.015 crimper covers 2x6 AWG dual wire ferrules

**Key:**

■ = Cavity Range

\* Insulated ferrule/wire size range is shown, uninsulated ferrule range is 16-14 AWG (1.5 - 2.5mm<sup>2</sup>).



## Universal Ferrule Crimpers for Original Ferrules

### Front Conductor Entry

One die crimps a wide range of insulated and uninsulated ferrule sizes. Three Universal Ferrule Crimpers are offered to crimp different ferrule and wire size ranges up to 16mm<sup>2</sup> (6 AWG).

- Positive ratcheting with spring return
- Trapezoidal crimp geometry
- Comfort grip plastic handle
- Hardened steel frame, matte black

### Universal Ferrule Crimper



Part No.	Wire/ AWG	Ferrule mm <sup>2</sup>	Std. Pack
<b>E110.000</b>	26 - 10	0.14 - 6	1

Replacement Spring Set:

<b>185140008</b>	Handle Spring Set
<b>318001002</b>	Ratchet Spring

### Universal Ferrule Crimper



Part No.	Wire/ AWG	Ferrule mm <sup>2</sup>	Std. Pack
<b>E110.005</b>	20 - 8	0.5 - 10	1

Replacement Spring Set:

<b>185140008</b>	Handle Spring Set
<b>318001002</b>	Ratchet Spring

### Universal Ferrule Crimper



Part No.	Wire/ AWG	Ferrule mm <sup>2</sup>	Std. Pack
<b>E110.010</b>	8 - 6	10 - 16	1

Replacement Spring Set:

<b>185140008</b>	Handle Spring Set
<b>318001002</b>	Ratchet Spring

## Ferrule Crimper

### Side Conductor Entry

Individual crimp cavities conform to industry standard insulated and uninsulated ferrules from 25-50mm<sup>2</sup> (4-1 AWG).

- Positive ratcheting with spring return
- Emergency release
- Trapezoidal crimp geometry
- Comfort grip plastic handle
- Hardened steel frame, matte black

### Ferrule Crimper




Part No.	Wire/ AWG	Ferrule mm <sup>2</sup>	Std. Pack
<b>E110.015</b>	4 - 2	25 - 35	1

### Ferrule Crimper



Part No.	Wire/ AWG	Ferrule mm <sup>2</sup>	Std. Pack
<b>E110.020</b>	1	50	1

### Vise Mount Ferrule Crimper



Part No.	Wire/ AWG	Ferrule mm <sup>2</sup>	Std. Pack
<b>22.030</b>	2/0-250 MCM	70 - 150	1

## Pneumatic Crimping Tool for Original Ferrules

Altech's pneumatic crimping tools speed the crimping process of insulated or uninsulated ferrules for a wide range of wire sizes up to 8 AWG.

Altech pneumatic crimpers are simple and easy to use. Just install the ferrule over the end of the stripped wire and insert it into either the front or side tool opening. Then touch the actuating lever or push the foot switch pedal to initiate the crimp cycle. Once the head closes it will automatically reopen after crimping. The resulting crimp features a compact trapezoidal cross section which is mechanically very strong and provides a large surface to insure a highly efficient electrical contact.

Crimp ferrules efficiently and economically. A unique dual crimping head provides convenient front or side wire entry, allowing crimping from multiple positions. This feature makes crimping in tight places simple.

Choose either lever actuated, hand held units or hands-free foot switch operated table top models, in two basic tool sizes. Hand held models feature a flexible coil air-hose with 1/4" NPT interchange connector for quick hook-up with a standard push-to-connect coupler.

The table top units also include a flexible coil air hose to the foot switch and a 1/4" NPT interchange located on the foot switch for one hand push-to-connect supply hook-up. They feature a sturdy metal base with integral table clamp and dual storage trays for quick access to the ferrule supply. The air release port on the foot switch has been quieted with a sintered bronze air silencer. The foot switch has a metal frame and a tough fiberglass shroud. Its spring return pedal provides for short actuating cycles.

Optional items for the hand held crimper include a counterbalance for maximum control and a magnetic holder for storage.



- Operates on 60 - 90 psi air supply
- Crimp insulated and uninsulated ferrules
- Trapezoidal crimp geometry
- Flexible coil air hose with 1/4" NPT interchange
- Metal tool body and base
- Hardened steel crimp head

Tool	Wire/ Ferrule Size AWG	mm <sup>2</sup>	Cat. No.	Tool Wt. g (lbs.)	Std. Pack
<b>Hand Held Crimper with Actuating Lever</b> Crimp Insulated Ferrules and Uninsulated Ferrules	24-14	0.25-2.5	<b>22.014</b>	430 (.95)	1
<b>Hand Held Crimper with Actuating Lever</b> Crimp Insulated Ferrules and Uninsulated Ferrules	12-8	4-10	<b>22.015</b>	430 (.95)	1
<b>Table Top Crimper with Foot Switch and Storage Trays</b> Crimp Insulated Ferrules and Uninsulated Ferrules	24-14	0.25-2.5	<b>22.016</b>	1000 (2.20)	1
<b>Table Top Crimper with Foot Switch and Storage Trays</b> Crimp Insulated Ferrules and Uninsulated Ferrules	12-8	4-10	<b>22.017</b>	1000 (2.20)	1
<b>Magnetic Mounting Holder</b> <i>for hand held pneumatic crimpers</i>			<b>22.018</b>	---	1
<b>Counterbalance</b> <i>for hand held pneumatic crimpers</i>			<b>22.019</b>	---	1

Part No.	Pg.	Part No.	Pg.	Part No.	Pg.	Part No.	Pg.	Part No.	Pg.
185140008	19	2798.0	17	FID0812M	6	FII1608	4	FTD1608M	8
2201.0	14	2799.0	17	FID0818	4	FII1608B	10	FTD1808GRM	8
2202.0	14	2800.0	17	FID1012	4	FII1608M	6	FTD1808R	8
2203.0	14	2801.0	17	FID1012M	6	FII1608RE	10	FTD1808RM	8
2204.0	14	2802.0	17	FID1018	4	FII1610	4	FTD1810	8
2205.0	14	2815.0	16	FID1408B	10	FII1610M	6	FTD1810M	8
2206.0	14	2815.5	16	FID1408RE	10	FII1612	4	FTD1812R	8
2207.0	14	2816.0	16	FID1606	4	FII1612M	6	FTD1812RM	8
2208.0	14	2840.0	15	FID1606M	6	FII1618	4	FTD1814	8
2209.0	14	2841.0	15	FID1608	4	FII1806W	4	FTD1812GR	8
2210.0	14	2842.0	15	FID1608B	10	FII1806WM	6	FTD1812GRM	8
2211.0	14	2843.0	15	FID1608M	6	FII1806Y	4	FTD1818GR	8
2212.0	14	2844.0	15	FID1608RE	10	FII1806YM	6	FTD1818R	8
2213.0	14	2845.0	15	FID1610	4	FII1808W	4	FTD2008	8
2214.0	14	2846.0	15	FID1610M	6	FII1808WB	10	FTD2008M	8
2215.0	14	2847.0	15	FID1612	4	FII1808WM	6	FTD2010	8
2216.0	16	2848.0	15	FID1612M	6	FII1808WRE	10	FTD2010M	8
2217.0	16	2849.0	15	FID1618	4	FII1808Y	4	FTD2012	8
2218.0	16	2850.0	15	FID1806GR	4	FII1808YB	10	FTD2012M	8
2219.0	16	2851.0	15	FID1806GRM	6	FII1808YM	6	FTI0616	8
2220.0	16	2852.0	15	FID1806R	4	FII1808YRE	10	FTI0625	8
2221.0	16	2853.0	15	FID1806RM	6	FII1810W	4	FTI0812	8
2222.0	16	2854.0	15	FID1808GR	4	FII1810WM	6	FTI0812M	8
2223.0	16	2855.0	15	FID1808GRB	10	FII1810Y	4	FTI0818	8
2224.0	16	2856.0	15	FID1808GRM	6	FII1810YM	6	FTI1012	8
2225.0	16	2857.0	15	FID1808GRRE	10	FII1812W	4	FTI1012M	8
2226.0	16	2858.0	15	FID1808R	4	FII1812WM	6	FTI1018	8
2227.0	16	2859.0	15	FID1808RB	10	FII1812Y	4	FTI1608	8
2228.0	16	2860.0	15	FID1808RM	6	FII1812YM	6	FTI1608M	8
2229.0	16	2861.0	15	FID1808RRE	10	FII2006	4	FTI1612	8
2267.0	14	2863.0	15	FID1810GR	4	FII2006M	6	FTI1612M	8
2272.0	14	2864.0	15	FID1810GRM	6	FII2008	4	FTI1618	8
2276.0	14	2865.0	15	FID1810R	4	FII2008B	10	FTI1808W	8
2388.0	16	2866.0	15	FID1810RM	6	FII2008M	6	FTI1808WM	8
2389.0	16	2867.0	15	FID1812GR	4	FII2008RE	10	FTI1808Y	8
2390.0	14	2868.0	15	FID1812GRM	6	FII2010	4	FTI1808YM	8
2391.0	16	2869.0	15	FID1812R	4	FII2010M	6	FTI1810	8
2392.0	16	2870.0	15	FID1812RM	6	FII2012	4	FTI1810M	8
2393.0	16	2871.0	15	FID2006	4	FII2012M	6	FTI1812W	8
2394.0	16	2872.0	15	FID2006M	6	FII2206	4	FTI1812WM	8
2395.0	16	22.014	20	FID2008	4	FII2206M	6	FTI1812Y	8
2396.0	16	22.015	20	FID2008B	10	FII2208	4	FTI1812YM	8
2397.0	14	22.016	20	FID2008M	6	FII2208M	6	FTI1814	8
2398.0	14	22.017	20	FID2008RE	10	FII2208RE	10	FTI1818W	8
2399.0	14	22.018	20	FID2010	4	FII2212	4	FTI1818Y	8
2400.0	14	22.019	20	FID2010M	6	FII2212M	6	FTI2008	8
2401.0	14	22.030	19	FID2012	4	FII2406	4	FTI2008M	8
2402.0	14	2884.0	17	FID2012M	6	FII2406M	6	FTI2010	8
2500.0	14	2884.9	17	FII0120	4	FII2408	4	FTI2010M	8
2620.0	14	2885.0	17	FII0125	4	FII2408M	6	FTI2012	8
2621.0	14	2885.9	17	FII0130	4	FII2412	4	FTI2012M	8
2622.0	14	318001002	19	FII0216	4	FII2412M	6	FTI2208	8
2623.0	14	E110.000	19	FII0218	4	FII2606	4	FTI2208M	8
2775.0	17	E110.005	19	FII0225	4	FII2606M	6	K70ZA000109	11
2776.0	17	E110.010	19	FII0416	4	FII2608	4	K70ZA000110	11
2777.0	17	E110.015	19	FII0418	4	FII2608M	6	K70ZA000111	11
2778.0	17	E110.020	19	FII0422	4	FTD0616	8	K70ZA000112	12
2786.0	14	FID0120	4	FII0612	4	FTD0625	8	K70ZA000113	12
2787.0	14	FID0125	4	FII0618	4	FTD0812	8	K70ZA000114	12
2788.0	14	FID0130	4	FII0812	4	FTD0812M	8	K70ZA000115	12
2789.0	14	FID0216	4	FII0812M	6	FTD0818	8	K70ZA000117	13
2790.0	16	FID0218	4	FII0818	4	FTD1012	8	K70ZA000118	13
2791.0	16	FID0225	4	FII1012	4	FTD1012M	8	K70ZA000125	13
2792.0	16	FID0416	4	FII1012M	6	FTD1018	8	V70ZA000001	11
2793.0	16	FID0418	4	FII1018	4	FTD1608	8	V70ZA000016	11
2794.0	17	FID0422	4	FII1408Y	4	FTD1612	8		
2795.0	17	FID0612	4	FII1408YM	6	FTD1612M	8		
2796.0	17	FID0618	4	FII1606	4	FTD1618	8		
2797.0	17	FID0812	4	FII1606M	6	FTD1808GR	8		

# INDEX

**TITLE** - Title to the products of ALTECH shall remain with ALTECH until payment is made in full by Customer. Such reservation of title is for the purpose of securing the purchase price and shall not relieve Customer of the duty to inspect the products upon receipt, to notify ALTECH of any deficiencies or defects, and to exercise due care in the use, installation, operation, and maintenance of the products when on the premise of the Customer or under the control of the Customer. Notwithstanding any reservation of title by ALTECH, risk of loss shall pass to customer at any time of shipment.

**SHIPMENT AND DELIVERY** - All orders for destination in the mainland United States (less Hawaii, Alaska and non-continental United States possessions) will be shipped F.O.B. Flemington, N.J. All destination, shipping and other charges shall be paid by the Customer in accordance with ALTECH's then current shipping and billing practices.

Delivery dates given in the acceptance of any order are approximate. ALTECH shall not be liable for delays in delivery or in performance due to causes beyond its reasonable control including acts of God, acts of Customer, acts of civil or military authority, fires, strikes or other labor disturbances, war, riot or delays in transportation. In the event of such delay, the date of delivery or performance shall be extended for a period equal to the time lost by reason of the delay.

**PRICE** - PRICES in any ALTECH publication are subject to change without prior notification. Catalog prices are based on prices published in the current price list. All written quotations are valid for thirty (30) days from the date of quotation. Customer shall pay all sales, use, excise or similar taxes whenever ALTECH must itself pay and/or collect such tax from Customer arising out of the sale.

**PAYMENT** - Customer agrees to make payment within thirty (30) days of date of the invoice from ALTECH. Customer agrees to pay a late payment charge of one and one-half percent (1.5% per month, or the maximum late payment charge permitted by applicable law, whichever is less, on any unpaid amount for each calendar month (or fraction thereof) that such payment is in default. Orders amounting to less than \$100.00 will be billed at \$100.00 plus freight. Full carton purchases are required. In the event of referral to an attorney for collection, reasonable attorney's fees for collection of the overdue amount shall be paid by Customer. In the event payment is not received within 30 days from the date of invoice, any discount shall be cancelled and the full list price will be due.

**LIMITED WARRANTY** - ALTECH warrants to Customer that the equipment purchases shall be free from defects in material and workmanship under normal use and service for a period of one year from shipment.

Written notice as an explanation of the circumstances of any claim that the equipment has proved defective in material or workmanship shall be given promptly by the Customer to ALTECH.

ALTECH will not be liable for any misuse, improper operations, improper installation, improper maintenance, alteration, modification, accident or unusual degradation of the equipment or parts due to an unsuitable installation environment.

No representation of other affirmation of facts, including but not limited to statements regarding capacity, suitability for use or performance of the equipment, shall be or be deemed to be a warranty or representation by ALTECH for any purpose, nor give rise to any liability or obligation of ALTECH whatsoever.

Customer's sole and exclusive remedy in the event of breach of warranty, as set forth herein, is expressly limited to (1) the correction of the defect by adjustment, repair, modification, or replacement, or (2) issuance of a credit or refund of the purchase price for the defective equipment at ALTECH's election and sole expense.

EXCEPT AS SPECIFICALLY PROVIDED IN THIS AGREEMENT, THERE ARE NO OTHER WARRANTIES EXPRESSED OR IMPLIED INCLUDING BUT NOT LIMITED TO ANY IMPLIED WARRANTIES OR MERCHANTABILITY OR FITNESS FOR A PARTICULAR PURPOSE.

THIS WARRANTY EXTENDS ONLY TO THE CUSTOMER FROM ALTECH OR ITS AUTHORIZED DISTRIBUTOR.

**LIMITATION OF LIABILITY** - IN NO EVENT, SHALL ALTECH BE LIABLE FOR LOSS OF PROFITS, INDIRECT, SPECIAL, CONSEQUENTIAL OR OTHER SIMILAR DAMAGES ARISING OUT OF ANY BREACH OF THIS AGREEMENT OR OBLIGATIONS UNDER THE AGREEMENT.

ALTECH SHALL NOT BE LIABLE FOR ANY DAMAGES CAUSED BY DELAY IN SHIPMENT, INSTALLATION OR FURNISHING OF EQUIPMENT OR SERVICES UNDER THIS AGREEMENT.

No action arising out of any claimed breach of this Agreement may be brought by either party more than two (2) years after the cause of action has accrued.

**PATENT INDEMNITY** - ALTECH shall defend or settle any suit or proceeding brought against Customer based on a claim that any equipment made to ALTECH design and furnished hereunder constitutes an infringement of any existing United States patent, provided (ALTECH) is notified promptly in writing and is given complete authorization and information required for the defense, and ALTECH shall pay all damages and costs awarded against Customer, but shall not be responsible for any costs, expense or compromise incurred or made by Customer without ALTECH's prior written consent. If any equipment is in ALTECH's opinion likely to or does become the subject of a claim for patent infringement, ALTECH may at its option and expense procure for Customer the right to continue using the device, modify it to become non-infringing, but in the event ALTECH is not reasonably able to modify, substitute, or otherwise procure for Customer the right to continue using it, ALTECH will remove such equipment and refund to Customer the amount paid in excess of a reasonable rental for past use.

ALTECH shall not be liable for any infringement or claim based upon use of the equipment in combination with other equipment not supplied by ALTECH or with modifications made by Customer.

The foregoing states the entire liability of ALTECH to Customer arising from patent infringement.

**SELLER'S REMEDIES** - Should Customer fail to make any payment within ten (10) days of its due date, or fail to perform any other of the Customer's obligation hereunder upon thirty (30) days written notice, or should Customer be or become insolvent or be a party to any bankruptcy receivership proceeding prior to full payment of all amounts payable hereunder, ALTECH may: (a) with or without demand or notice to customer declare the entire amount unpaid immediately due and payable; (b) enter upon the premises where the equipment may be found and remove it (Customer shall assemble the equipment and make it available to ALTECH at a place reasonably convenient to both parties and shall permit and assist ALTECH in effecting the retaking and removal of the equipment); and (c) sell any or all the equipment as permitted under applicable law, applying the proceeds of the sale to payment of the expenses of retaking, repairing and selling the equipment, reasonable attorney fees and to the satisfaction of all indebtedness then due and unpaid under this Agreement. Any surplus shall be paid to Customer and any deficiency shall be paid to ALTECH by Customer.

The remedies provided herein shall be cumulative and in addition to all other remedies provided by law or equity or under the Uniform Commercial Code.

**GOVERNING LAW** - This agreement will be governed by the Laws of the State of New Jersey.

**GENERAL** - This Agreement shall only become effective and binding when either (a) it has been accepted and executed by an authorized representative of ALTECH, or (b) the equipment has been shipped to Customer, with or without acceptance in writing hereon. Notice of acceptance is hereby waived by Customer. Customer hereby acknowledges receipt of a true and complete copy hereof.

No addition to or modification of any of the Terms and Conditions of Sale as they appear herein shall be binding upon ALTECH unless signed in writing by duly authorized representative of ALTECH in Flemington, N.J.

Typographical and clerical errors in quotations, orders and acknowledgments are subject to correction.

This Agreement is not assignable without the prior written consent of ALTECH. Any attempt to assign any of the rights, duties or obligations of this Agreement without such consent is void.


If any provision or provisions of this Agreement shall be held to be invalid, illegal or unenforceable, the validity, legality and enforceability, of the remaining provisions shall not in any way be affected or impaired thereby.

ALTECH is not responsible for failure to fulfill its obligation under this Agreement due to causes beyond its control, or except as agreed herein.

THE CUSTOMER ACKNOWLEDGES THAT HE HAS READ THE AGREEMENT, UNDERSTANDS IT, AND AGREES TO BE BOUND BY ITS TERMS AND CONDITIONS. FURTHERMORE, THE CUSTOMER AGREES THAT IT IS THE COMPLETE AND EXCLUSIVE STATEMENT OF THE AGREEMENT BETWEEN THE PARTIES, WHICH SUPERSEDES ALL PROPOSALS OR PRIOR AGREEMENTS, ORAL OR WRITTEN, EXPRESSED OR IMPLIED, AND ALL OTHER COMMUNICATIONS BETWEEN THE PARTIES RELATING TO THE SUBJECT MATTER OF THIS AGREEMENT.

## Here are other great products available from Altech!

### Universal Power Distribution Systems



Altech Corp's new catalog features various innovative ways to distribute power in your panel.

- Well known UL508 busbars in two sizes and ratings up to 200A/480V AC
- Introducing the UL489 recognized busbar for Altech's line of Miniature Molded Case Circuit Breakers with an industry leading rating of 115A/480V AC
- New ADP distribution system utilizing 0.25 quick-connects
- Extended power distribution block line

**Altech Corp.®**  
35 Royal Rd., Flemington, NJ 08822  
908-806-9400  
FAX 908-806-9490  
[www.altechcorp.com](http://www.altechcorp.com)

### Interface Modules and Power Supplies



Altech offers a wide range of DIN Rail or panel mount cable interface modules, relay interface modules, power supplies, carrier modules, and custom designed modules. Cable to connector models include: D-Sub connectors, ribbon cable connectors, and Dip socket connectors to terminals. Standard relay modules from 1 to 16 channels, and safety relay modules from 1 to 16 channels and up to 10 poles are included. The catalog also contains switching power supplies, linear power supplies, and custom designed interface modules.

**Altech Corp.®**  
35 Royal Rd., Flemington, NJ 08822  
908-806-9400  
FAX 908-806-9490  
[www.altechcorp.com](http://www.altechcorp.com)

### Terminal Blocks



Altech offers a NEW Terminal Block catalog with the most competitively priced blocks in the industry. We feature screw and spring clamp models for DIN rail and panel mount applications. This advanced line of wire termination products will increase your design options and help to get the job done more efficiently. Our line of blocks include feed-through (single, double or triple level), distribution, ground, fuse, disconnect, thermocouple, surge suppressor and indicator. A wide variety of accessories, tools and ferrules are available.

**Altech Corp.®**  
35 Royal Rd., Flemington, NJ 08822  
908-806-9400  
FAX 908-806-9490  
[www.altechcorp.com](http://www.altechcorp.com)

### Liquid Tight Strain Reliefs



This 64-page catalog introduces Altech's full line Liquid Tight Strain Reliefs (Cord Grips) which are used to seal cable entries, keep contaminants from entering enclosures, provide strain relief and thus reduce stress on components and termination points inside enclosures. Available in standard, high-performance, and economy versions, functions include Straight-Through, Increased Strain Relief, Bend Protection, Pull/Bend Protection, Multi-conductor, Flat Cable and EMI/RFI. They can be used with almost any type of cable, cord or conductor - solid, stranded, flat, shielded, high temperature, etc.

**Altech Corp.®**  
35 Royal Rd., Flemington, NJ 08822  
908-806-9400  
FAX 908-806-9490  
[www.altechcorp.com](http://www.altechcorp.com)

### Industrial Enclosures



Altech's expanded line of TK Industrial Enclosures, with metric knockouts, is here. Now our entire line of industrial enclosures is in metric. Metric knockouts align with international standards making selection easier and more universal. Plus the PG standard is still available. All of Altech's enclosures are internationally accepted and stand up to the harshest environments. They protect against dust, water and corrosion while enhancing the value of your product. Rated up to IP66 (NEMA type 4x), Altech enclosures are available in a wide range of sizes.

**Altech Corp.®**  
35 Royal Rd., Flemington, NJ 08822  
908-806-9400  
[www.altechcorp.com](http://www.altechcorp.com)

### Motor Disconnect Switches



Altech's line of Motor Disconnect Switches are UL 508 listed as Manual Motor Controllers for AC Motor Starting Across-the-line and AC General use. This new 16 page catalog includes the 3 different handle designs, which are all available in gray/black or yellow/red housings. Electrical ratings are 25-150A / 600V. The switches are non-fused DIN Rail mountable. Neat features include: snap-on auxiliary switches, door mounting kit and a retrofit 30A fuse holder. Also featured are Enclosed Motor Disconnect Switches & Fused Enclosed Motor Disconnect Switch (30A) in plastic or stainless housings.

**Altech Corp.®**  
35 Royal Rd., Flemington, NJ 08822  
908-806-9400  
[www.altechcorp.com](http://www.altechcorp.com)

### WEB TOOLS

- Product Crossings
- Request for Quote
- Sample Request
- Catalog Request

### PRODUCT MENU

- Circuit Protection / Control >
- Connectors >
- Enclosures >
- European Spare Parts >
- Foot Switches
- Interface Modules >
- Power Supplies
- Push Buttons & Pilot Lights >
- Relays >
- Sensors >
- Terminal Blocks >
- Tower Lights
- Wire & Cable Management >
- Home

### New Products and Promotions

**Serving the Automation & Control Industry  
 Since 1984**

#### Circuit Protection

 Circuit Protection Devices	 Busbar and Power Distribution	 Contactors, Overload Relays, Manual Motor Starters	 Motor Disconnect Switches	 European Fuses
--	---	--	---	--

#### Connectors

 Industrial Rectangular Connectors	 Pin & Sleeve Devices	 Receptacles	 Foot Switches	 Inductive Proximity Sensors
--	---	--	--	--

#### Enclosures

 Industrial Enclosures	 DIN Enclosures	 Interface Modules	 Safety Relays	 Slimline Relays
---	--	---	---	---

#### Modules & Relays

#### Power Supplies

 Power Supplies	 22 & 30 mm Push Buttons	 DIN Rail	 Wire & Cable Management
--	---	--	---

#### Push Buttons

#### DIN Rail

#### Wire & Cable Management

#### Terminal Blocks

 Din Rail Terminal Blocks	 Panel Mount Terminal Blocks	 Printed Circuit Board Terminal Blocks	 Eurostrips	 Distribution Blocks
--	---	---	--	---

#### Miscellaneous

 Ferrules	 Custom Assembly	 Marking & Engraving Systems	 Power Semi-conductors	 European Spare Parts
--	---	---	---	--

Altech Corporation  
 35 Royal Road  
 Flemington, NJ 08822-6000  
 P 908.806.9400 • F 908.806.9490  
 www.altechcorp.com

Altech Corp.® 960-5000  
 Printed August 2014

