

VALVES SERIES 70, HAND OPERATED

VALVES

VALVES SERIES 70, HAND OPERATED

TECHNICAL DATA	1/8"	1/4"	1/2"
Operating pressure range:			
• version with direct control	bar Vacuum to 10		
• pilot-assisted version	bar 2.5 to 10		
Operating temperature range	°C -10 to +60		
Nominal diameter	mm 5	7.5	15
Conductance C	Nl/min · bar 121.43	264.26	971.43
Critical ratio b	bar/bar 0.32	0.27	0.43
Flow rate at 6 bar ΔP 0.5 bar	Nl/min 400	750	3200
Flow rate at 6 bar ΔP 1 bar	Nl/min 550	1100	4600



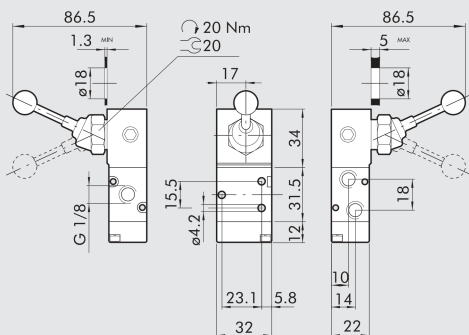
SYNOPTIC, SIZES AND VERSIONS

M A V FAMILY	2 DIMENSIONS	3 FUNCTION	P P OPERATORS 14	S RESETTING (12)	N C FURTHER DETAILS
MAV manual valves	2 1/8"	3 3/2	PP drawer	A pneumatic/mechanical springs*	NC normally closed
	3 1/4"	5 5/2	VL axial lever	S mechanical springs	NO normally open
	4 1/2"	6 5/3	LE 90° lever	B bistable	OO no indication
		8 2 x 3/2	BRE arranged for manual panel actuators	D differential	CC closed centres
				O stable for 5/3	OC open centres
					PC pressure centres

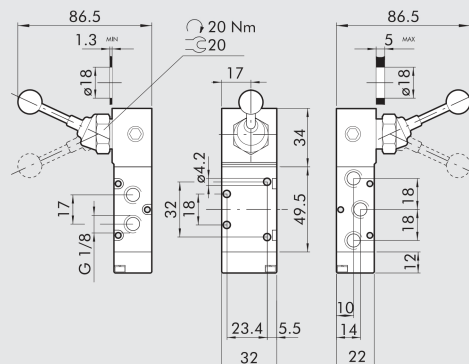
*on demand

VALVES SERIES 70, HAND OPERATED, 1/8"

90° LEVER 3/2 1/8"



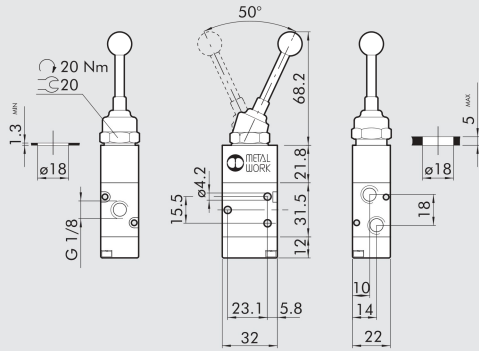
90° LEVER 5/2 1/8"



Symbol	Code	Abbrev.	Weight [g]
	7010000100	MAV 23 LES NC	168
	7010000200	MAV 23 LEB OO	171

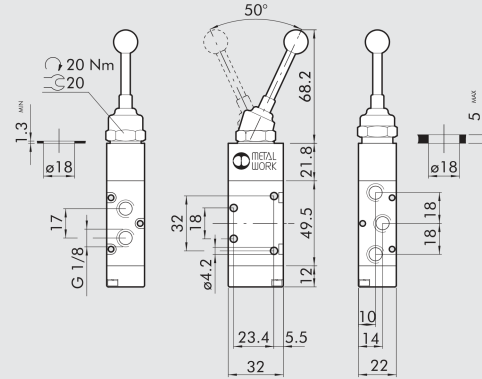
Symbol	Code	Abbrev.	Weight [g]
	7010000300	MAV 25 LES OO	194
	7010000400	MAV 25 LEB OO	197

FRONT LEVER 3/2, 1/8"



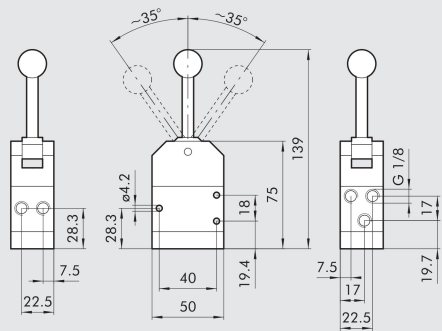
Symbol	Code	Abbrev.	Weight [g]
	7010001400	MAV 23 VLB OO	130

FRONT LEVER 5/2, 1/8"



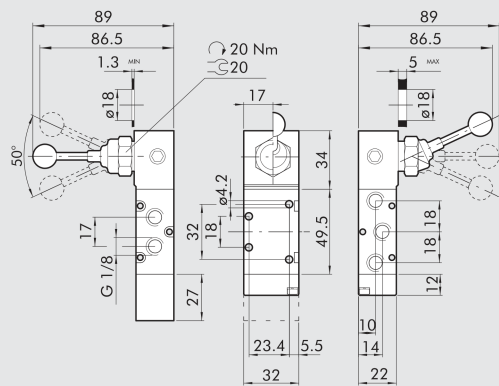
Symbol	Code	Abbrev.	Weight [g]
	7010001700	MAV 25 VLB OO	156

FRONT LEVER 5/3, 1/8"



Symbol	Code	Abbrev.	Weight [g]
	7010001150	MAV 28 VLO OC	316
	7010001160	MAV 28 VLS OC	325

90° LEVER 5/3, 1/8"

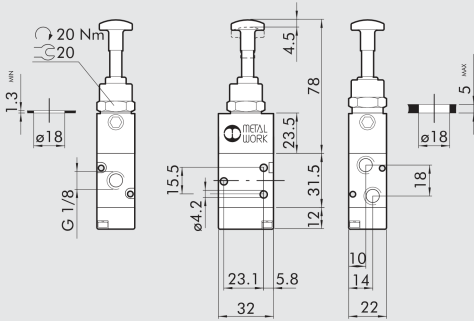


Symbol	Code	Abbrev.	Weight [g]
	7010001000	MAV 26 LES CC	242
	7010000900	MAV 26 LES OC	242
	7010001100	MAV 26 LES PC	242
	7010000500	MAV 26 LEO CC	194
	7010000600	MAV 26 LEO OC	194
	7010000700	MAV 26 LEO PC	194

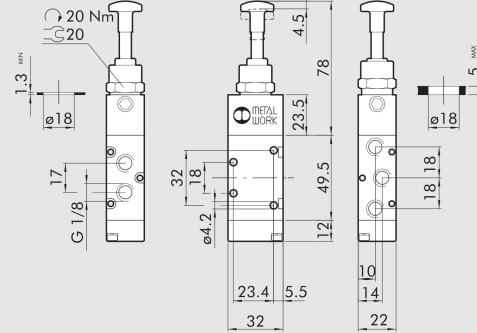
VALVES

VALVES SERIES 70, HAND OPERATED

DRAWER 3/2, 1/8"



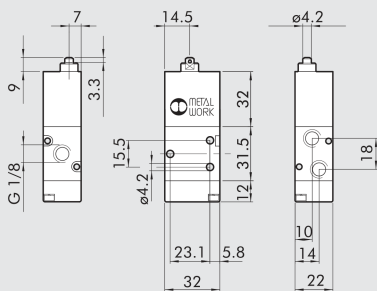
DRAWER 5/2, 1/8"



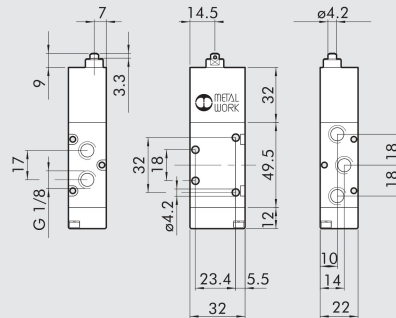
Symbol	Code	Abbrev.	Weight [g]
	7010001300	MAV 23 PPB OO	134
	7010001200	MAV 23 PPS NC	134

Symbol	Code	Abbrev.	Weight [g]
	7010001600	MAV 25 PPB OO	160
	7010001500	MAV 25 PPS OO	160

PILOT-ASSISTED PLUNGER 3/2 1/8" FOR PANEL ACTUATORS



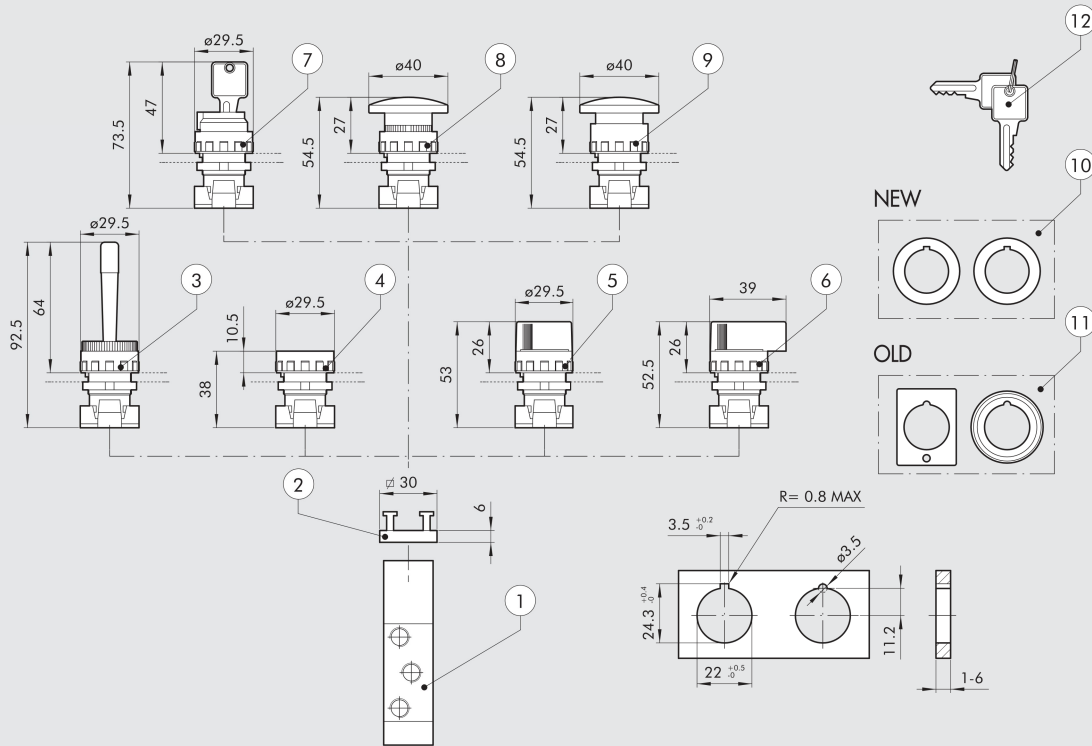
PILOT-ASSISTED PLUNGER 5/2 1/8" FOR PANEL ACTUATORS



Symbol	Code	Abbrev.	Weight [g]
	7010001800	MAV 23 BRE NC	124

Symbol	Code	Abbrev.	Weight [g]
	7010001900	MAV 25 BRE OO	150

ASSEMBLY DIAGRAM FOR PILOT-ASSISTED HAND-OPERATED VALVES SERIES 70 WITH PANEL ACTUATORS



VALVES

VALVES SERIES 70, HAND OPERATED

ORDERING CODES

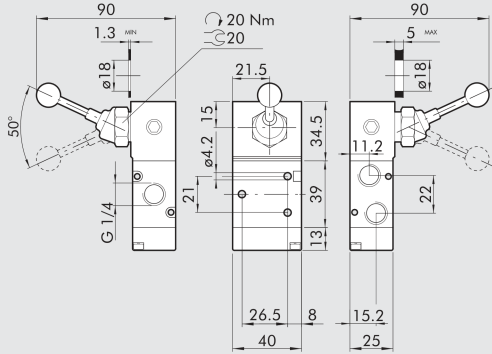
Symbol	Reference	Code	Description	Weight [g]
	①	7010001800	Pilot-assisted plunger 3/2, 1/8"	124
	①	7010001900	Pilot-assisted plunger 5/2, 1/8"	150
	②	0351000050	2 places adaptor thickness 6.8 mm	5
	③	W0351000015	Red handler with horizontally pivoted lever	25
	④	W0351000011	Fat push button + 2 red/black coloured disks ◆ Bistable fat push button without disk	15
	⑤	W0351000030	Black selector short lever at 2 positions with return	20
		W0351000031	Black selector short lever at 2 positions	20
	⑤	W0351000032	Black selector short lever at 3 positions with return	20
		W0351000033	Black selector short lever at 3 positions	20
	⑥	W0351000034	Black selector long lever at 2 positions with return	26
		W0351000035	Black selector long lever at 2 positions	26
	⑥	W0351000036	Black selector long lever at 3 positions with return	26
		W0351000037	Black selector long lever at 3 positions	26
	⑦	W0351000016	2 positions key selector with extractable key in 2 positions	50
		W0351000018	2 positions key selector with extractable key in 0	50
	⑧	W0351000013	Red mushroom-head push button $\phi 40$	27
		W0351000017	Black mushroom-head push button $\phi 40$	27
	⑨	W0351000014	Red mushroom-head push button with lock $\phi 40$	29
◆ It can't be supplied. As working replaced by selector with bistable short lever at 2 positions ⑤.	⑩	W0351000049	◆ Reducer from 30 to 22.5 mm	
✚ Usable only with technopolymer body selectors.	⑪	W0351000050	▲ Adapter for bore $\phi 30$ G2326	
▲ Usable only with metal body selectors.	⑫	W0351000021	✚ Key for ESC selectors	
		W0351000056	Green disk for push button ④	

VALVES SERIES 70, HAND-OPERATED, 1/4"

VALVES

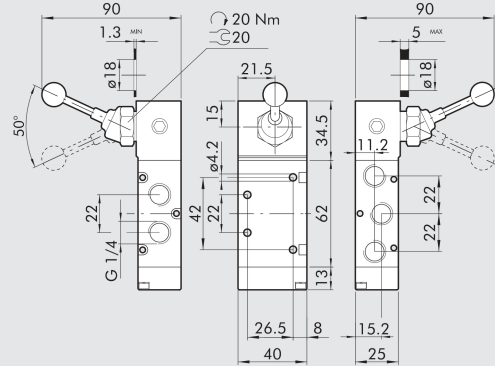
VALVES SERIES 70, HAND OPERATED

90° LEVER 3/2, 1/4"



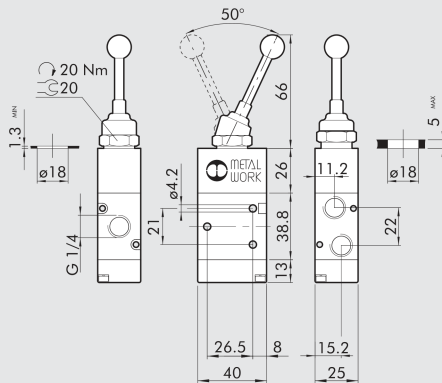
Symbol	Code	Abbrev.	Weight [g]
	7020000100	MAV 33 LES NC	244
	7020000200	MAV 33 LEB OO	244

90° LEVER 5/2, 1/4"



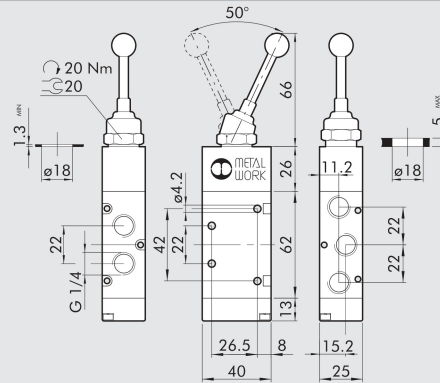
Symbol	Code	Abbrev.	Weight [g]
	7020000300	MAV 35 LES OO	290
	7020000400	MAV 35 LEB OO	290

FRONT LEVER 3/2, 1/4"



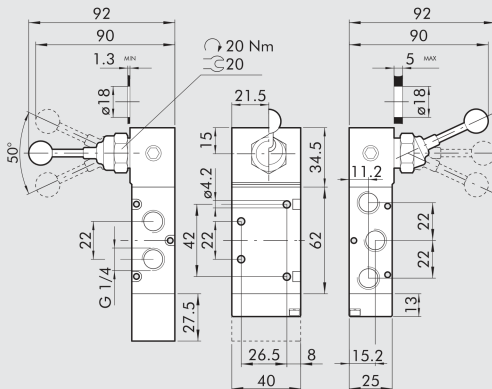
Symbol	Code	Abbrev.	Weight [g]
	7020001400	MAV 33 VLB OO	194

FRONT LEVER 5/2, 1/4"



Symbol	Code	Abbrev.	Weight [g]
	7020001700	MAV 35 VLB OO	244

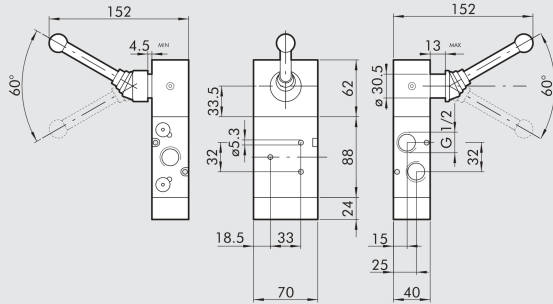
90° LEVER 5/3, 1/4"



Symbol	Code	Abbrev.	Weight [g]
	7020001000	MAV 36 LES CC	354
	7020000900	MAV 36 LES OC	354
	7020001100	MAV 36 LES PC	354
	7020000500	MAV 36 LEO CC	288
	7020000600	MAV 36 LEO OC	288
	7020000700	MAV 36 LEO PC	288

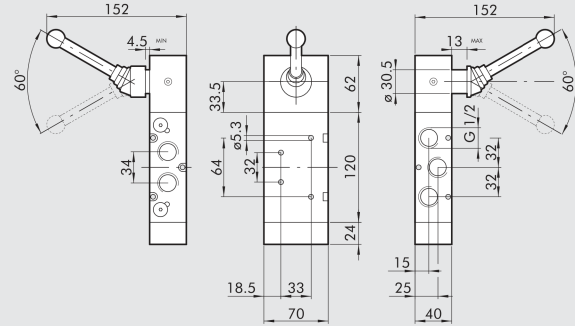
VALVES SERIES 70, HAND OPERATED, 1/2"

90° LEVER 3/2, 1/2"



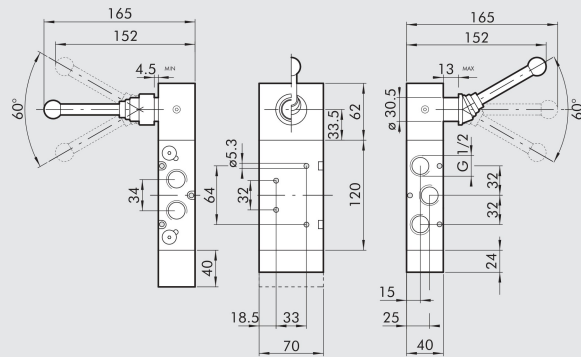
Symbol	Code	Abbrev.	Weight [g]
	7030000100	MAV 43 LES NC	1443
	7030000200	MAV 43 LEB OO	1435

90° LEVER 5/2, 1/2"



Symbol	Code	Abbrev.	Weight [g]
	7030000300	MAV 45 LES OO	1588
	7030000400	MAV 45 LEB OO	1630

90° LEVER 5/3, 1/2"



Symbol	Code	Abbrev.	Weight [g]
	7030001000	MAV 46 LES CC	1810
	7030000900	MAV 46 LES OC	1800
	7030001100	MAV 46 LES PC	1800
	7030000500	MAV 46 LEO CC	1615
	7030000600	MAV 46 LEO OC	1605
	7030000700	MAV 46 LEO PC	1605

NOTES