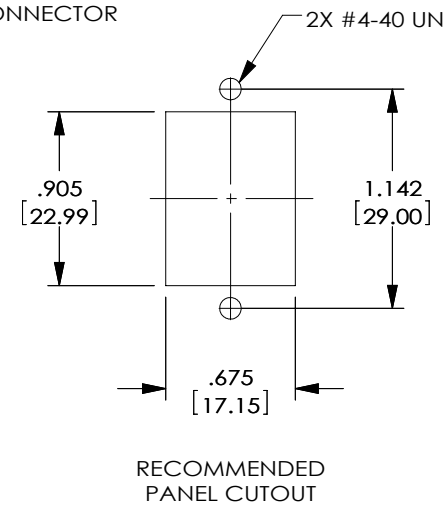
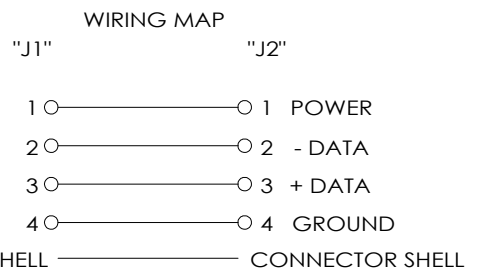
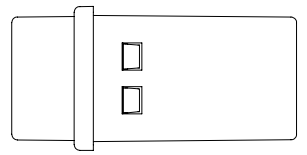
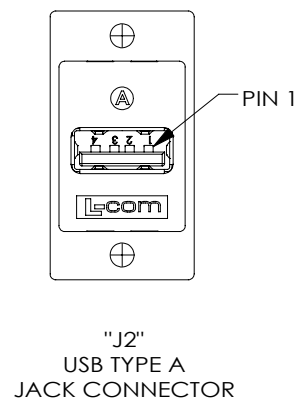
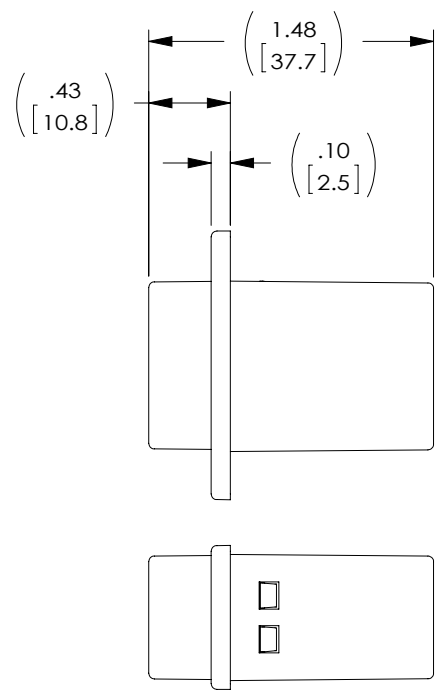
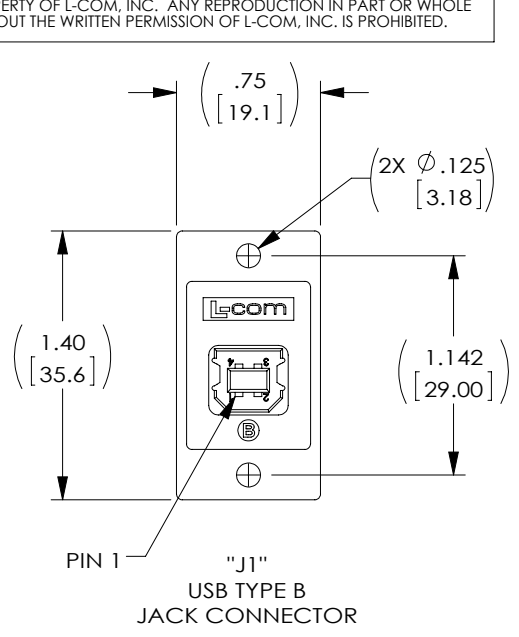


THE INFORMATION CONTAINED IN THIS DRAWING IS THE SOLE PROPERTY OF L-COM, INC. ANY REPRODUCTION IN PART OR WHOLE WITHOUT THE WRITTEN PERMISSION OF L-COM, INC. IS PROHIBITED.

REVISIONS			
REV	DESCRIPTION	DATE	APPROVED
E	ECN 8409: UPDATE TEMPERATURE RATING TO -10~70°C	7/15/16	S.LI



NOTES:

MATERIAL:
 COUPLER HOUSING: ABS, UL94V-0.
 CONNECTOR INSULATORS: WHITE, PBT WITH GLASS FIBER.
 TYPE "A" CONNECTOR CONTACTS: PHOSPHOR BRONZE.
 TYPE "A" CONNECTOR SHELL: BRASS.
 TYPE "B" CONNECTOR CONTACTS: PHOSPHOR BRONZE.
 TYPE "B" CONNECTOR SHELL FRONT: BRASS.
 TYPE "B" CONNECTOR SHELL BACK: STEEL.
 PCB: EPOXY GLASS FP-4, 94V-0 FLAMMABILITY RATING.

FINISH:
 COUPLER HOUSING: COLOR, BLACK.
 CONNECTOR CONTACTS: GOLD, 30μ INCHES.
 CONNECTOR SHELLS: NICKEL.

ELECTRICAL:
 CURRENT RATING: 2 AMP MAX.
 VOLTAGE RATING: 140 VDC.

ENVIRONMENTAL:
 OPERATING TEMPERATURE: -10° C TO +70° C.

MISCELLANEOUS:
 COUPLER SHALL BE TESTED FOR CONTINUITY.
 COUPLER SHALL BE INDIVIDUALLY PACKAGED IN ACCORDANCE WITH L-COM PACKAGING SPEC PS-0031.

REGULATORY COMPLIANCE:
 CE2011/65/EU (RoHS DIRECTIVE)

UNLESS OTHERWISE SPECIFIED, DIMENSIONS ARE IN INCHES [mm] OVERALL CABLE LENGTH TOLERANCE: ≤12 [305] = +1 [25] / -0 >12 [305] ≤60 [1524] = +2 [51] / -0 >60 [1524] ≤120 [3048] = +4 [102] / -0 >120 [3048] ≤300 [7620] = +6 [152] / -0 >300 [7620] = +3% / -0% ALL OTHER DIMENSIONAL TOLERANCES: .X = ± .2 [5.08] .XX = ± .02 [5.1] .XXX = ± .005 [1.3]	APPROVALS DRAWN BY D.FRISIELLO	DATE 1/11/12	50 HIGH STREET NORTH ANDOVER, MA 01845				
	CHECKED BY F.MAO	1/11/12		CATEGORY USB			
	APPROVED BY S.SMITH	1/1/12	PRODUCT DESCRIPTION CPLR PNL MNT USB B/A BLK	REV. E			
	PROJECTION 	COLOR VARIATIONS MAY OCCUR	SIZE A	FSCM NO. 43321	DWG. NO. ECF504B-UBA	SCALE: NONE	CAD FILE: ECF504B-UBA.SLDDRW