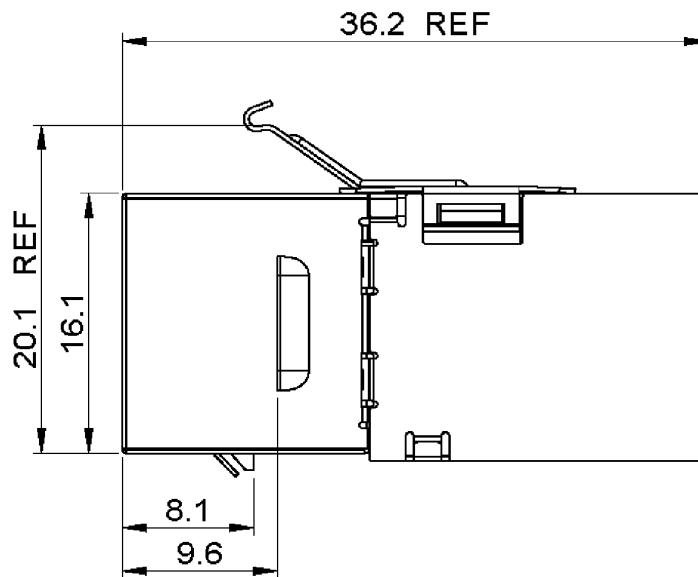
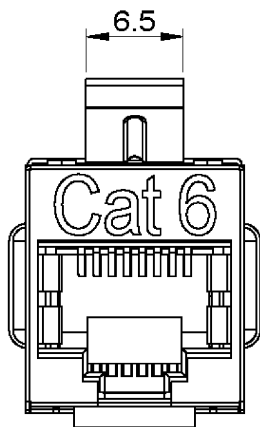


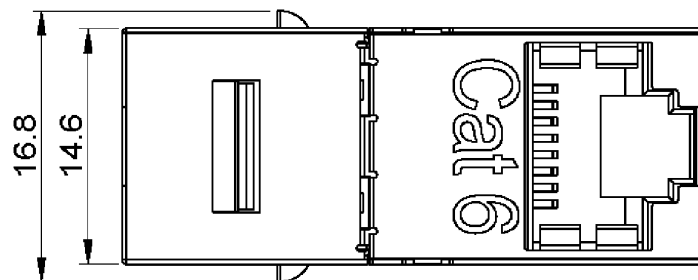
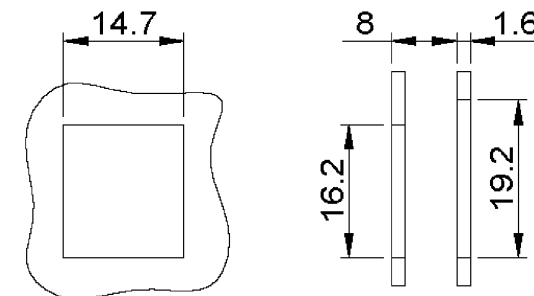
THE INFORMATION CONTAINED IN THIS DRAWING IS THE SOLE PROPERTY OF L-COM, INC. ANY REPRODUCTION IN PART OR WHOLE WITHOUT THE WRITTEN PERMISSION OF L-COM, INC. IS PROHIBITED.

RoHS Compliant ✓

REVISIONS			
REV	DESCRIPTION	DATE	APPROVED
A	INITIAL RELEASE	1/10/13	D.GRIFFIN



SUGGESTED MOUNTING CUTOUT



MATERIAL

SHIELDED CASE : BRASS,NICKEL PLATED.
 BRACKET : SUS304.
 COUPLER HOUSING : ABS,UL94V-0.
 CONTACT HOLDER : ABS,UL94V-0.
 SPRING WIRE : PHOSPHOR BRONZE,50U" GOLD PLATED.

PHYSICAL CHARACTERISTICS

INSERTION LIFE : 750 MATING CYCLES WITH FCC COMPLIANT 8P PLUG.
 CONTACT FORCE : 100 GRAMS WITH FCC COMPLIANT 8P PLUG.
 PLUG RETENTION FORCE : 11 LBF MIN.
 OPERATING TEMPERATURE RANGE : -10°C TO 60°C.
 STORAGE TEMPERATURE RANGE : -40°C TO 88°C.
 HUMIDITY : 10%-90%RH.

ELECTRICAL

INSULATION RESISTANCE : 500 MΩ.
 DIELECTRIC WITHSTANDING VOLTAGE : 1000 V AC.
 DC CURRENT RATING : 1.5 Amps.
 DC RESISTANCE : 0.1Ω.
 CONTACT RESISTANCE : 20mΩ.

NOTE

- WILL NOT SUPPORT CHANNEL SHORTER THAN 15M.
- ONLY ACCEPT RJ-45 8P8C PLUG.

PACKAGING

COMPONENT SHALL BE INDIVIDUALLY PACKAGED IN ACCORDANCE WITH L-COM SPECIFICATION PS-0031.

UNLESS OTHERWISE SPECIFIED, DIMENSIONS ARE IN INCHES [mm] OVERALL CABLE LENGTH TOLERANCE: ≤12 [305] = +1 [25] / -0 >12 [305] ≤60 [1524] = +2 [51] / -0 >60 [1524] ≤120 [3048] = +4 [102] / -0 >120 [3048] ≤300 [7620] = +6 [152] / -0 >300 [7620] = +3% / -0%	APPROVALS	DATE		45 BEECHWOOD DRIVE NORTH ANDOVER, MA 01845
	DRAWN BY D.FRISIELLO	1/7/13		
ALL OTHER DIMENSIONAL TOLERANCES: .X = ±.2 .XX = ±.02 .XXX = ±.005	CHECKED BY D.GALLAGHER	1/7/13	CATEGORY TELECOM/MODULAR	
	APPROVED BY D.GALLAGHER	1/7/13	PRODUCT DESCRIPTION CPLR RJ45 F-F CAT6 SHLD RT ANG	
PROJECTION 	CONFIGURATION DETAILS OF UNDIMENSIONED FEATURES MAY VARY	COLOR VARIATIONS MAY OCCUR	SIZE A	FSCM NO. 43321
			DWG. NO. TDG1026KCS-R6	REV. A
			SCALE: NONE	CAD FILE: TDG1026KCS-R6.SLDDRW
			SHEET 1 OF 1	