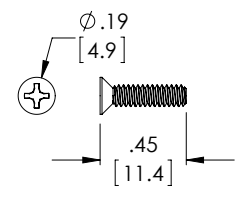
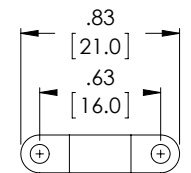
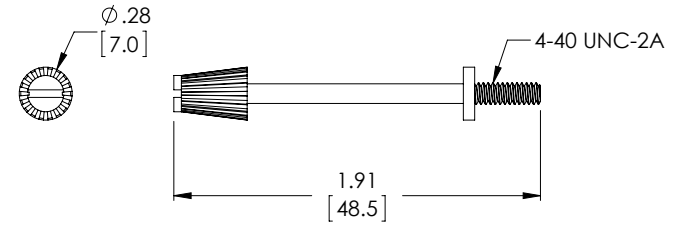
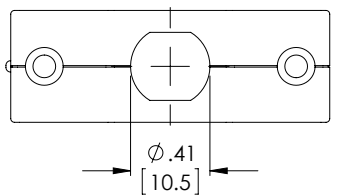
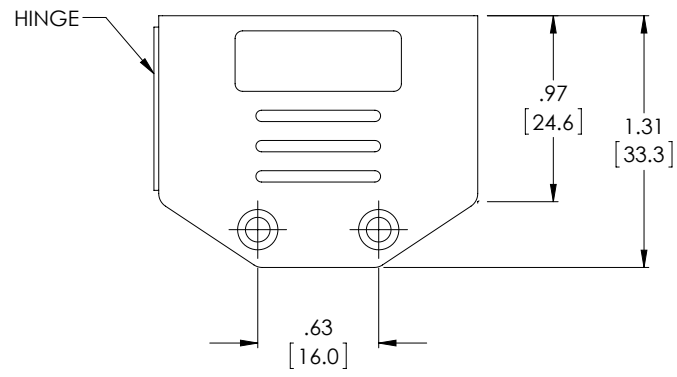
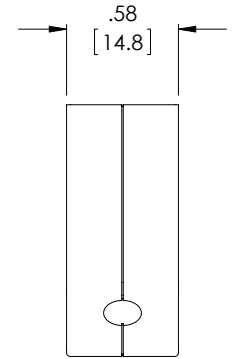
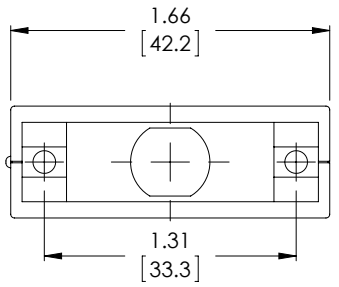


THE INFORMATION CONTAINED IN THIS DRAWING IS THE SOLE PROPERTY OF L-COM, INC. ANY REPRODUCTION IN PART OR WHOLE WITHOUT THE WRITTEN PERMISSION OF L-COM, INC. IS PROHIBITED.

REVISIONS			
REV	DESCRIPTION	DATE	APPROVED
A	DRAWING REPLACES SD121-15-OD1	10/15/14	D. CASTRO
B	ECN 8417: UPDATED OVERALL DESIGN AND DRAWING FORMAT	7/13/16	D. DESJARDIN
C	ECN 8792: CHG FINISH FROM CHROMATE TO NICKEL PLATED	5/30/17	R. CLARK



**NOTES:**

- HOOD: PP UL94HB  
SCREW: STEEL  
FINISH: NICKEL PLATED
- HOOD IS UNSHIELDED.
- D-SUB CONNECTOR (DB15 OR HD26) IS SECURED IN PLACE WHEN HOOD IS SNAPPED SHUT.
- STRAIN RELIEF IS CONTAINED WITHIN HOOD.
- COMPONENT SHALL BE INDIVIDUALLY PACKAGED IN ACCORDANCE WITH L-COM SPECIFICATION PS-0031.

**REGULATORY COMPLIANCE:**  
CE2011/65/EU (RoHS DIRECTIVE)

UNLESS OTHERWISE SPECIFIED, DIMENSIONS ARE IN INCHES [mm] OVERALL CABLE LENGTH TOLERANCE: ≤12 [305] = +1 [25] / -0 >12 [305] ≤60 [1524] = +2 [51] / -0 >60 [1524] ≤120 [3048] = +4 [102] / -0 >120 [3048] ≤300 [7620] = +6 [152] / -0 >300 [7620] = +5% / -0%	APPROVALS	DATE			50 HIGH STREET NORTH ANDOVER, MA 01845
	DRAWN BY D PARHAM	5/18/2001			CATEGORY
ALL OTHER DIMENSIONAL TOLERANCES: .X = ± .2 [5.08] .XX = ± .02 [51] .XXX = ±.005 [1.27]	CHECKED BY T CLARK	5/31/2001	PRODUCT DESCRIPTION <b>HOOD, DB15/HD26 BLK PLASTIC ONE PC</b>		
	APPROVED BY R CARRICK	6/1/2001			
PROJECTION 	COLOR VARIATIONS MAY OCCUR	SD121-09-OD1	SCALE: NONE	CAD FILE: SD121-15.SLDDRW	REV. <b>C</b>
			SHEET 1 OF 1		