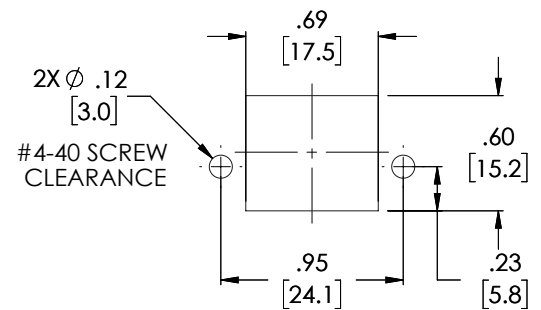
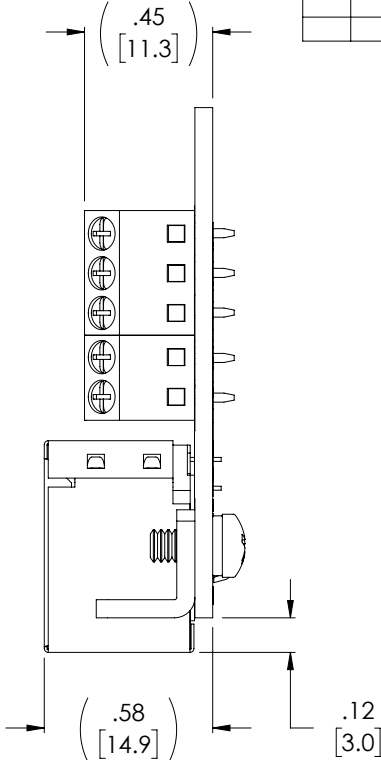
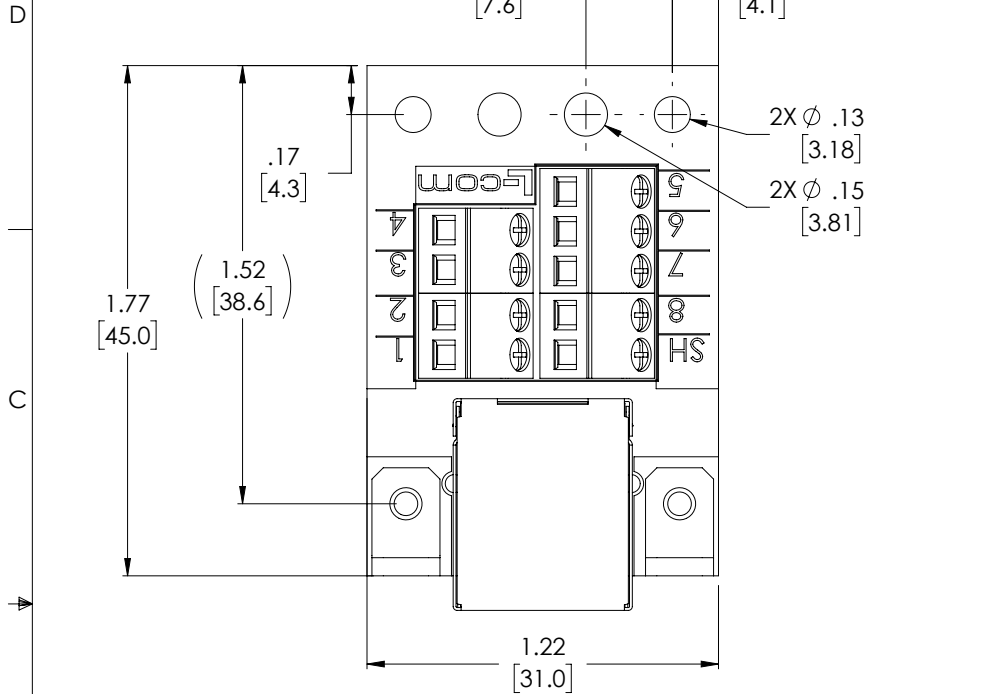


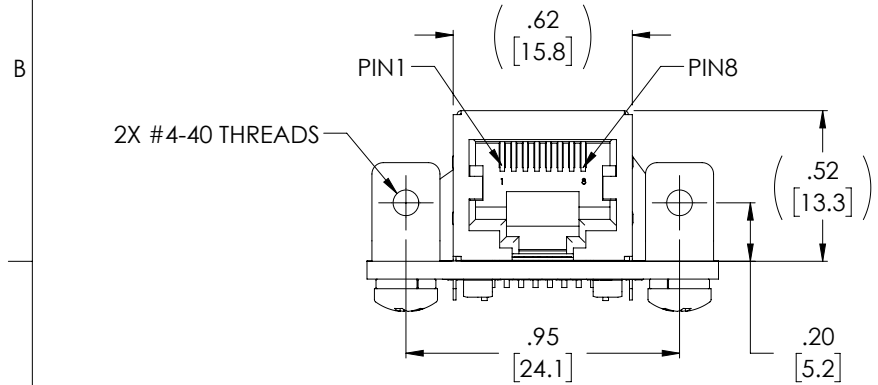
THE INFORMATION CONTAINED IN THIS DRAWING IS THE SOLE PROPERTY OF L-COM, INC. ANY REPRODUCTION IN PART OR WHOLE WITHOUT THE WRITTEN PERMISSION OF L-COM, INC. IS PROHIBITED.

REVISIONS			
REV	DESCRIPTION	DATE	APPROVED
A	REV A DRAWING RELEASED	11/13/2018	DGUTTADAUR



RECOMMEND PANEL CUTOUT

WIRING MAP	
RJ45 JACK	TERMINAL BLOCK
1	1
2	2
3	3
4	4
5	5
6	6
7	7
8	8
GROUND	SHIELD



NOTES:

- ADAPTER SHALL BE TESTED FOR CONTINUITY.
- ADAPTER SHALL BE INDIVIDUALLY PACKAGED IN ACCORDANCE WITH L-COM SPECIFICATION PS-0031.

REGULATORY COMPLIANCE:
CE2011/65/EU(RoHS DIRECTIVE)

UNLESS OTHERWISE SPECIFIED, DIMENSIONS ARE IN INCHES [mm] OVERALL CABLE LENGTH TOLERANCE: ≤12 [305] = +1 [25] / -0 >12 [305] ≤60 [1524] = +2 [51] / -0 >60 [1524] ≤120 [3048] = +4 [102] / -0 >120 [3048] ≤300 [7620] = +6 [152] / -0 >300 [7620] = +5% / -0%	APPROVALS	DATE		50 HIGH STREET NORTH ANDOVER, MA 01845
	DRAWN BY DCUI	09/15/2018		CATEGORY TELECOM/MODULAR
ALL OTHER DIMENSIONAL TOLERANCES: .X = ± .2 [5.08] .XX = ± .02 [51] .XXX = ± .005 [1.27]	CHECKED BY BZHANG	09/15/2018	PRODUCT DESCRIPTION RJ45 JACK TERMINATION BLOCK, SHIELDED W/ SCREW DOWN TERMINALS	
PROJECTION	APPROVED BY DGUTTADAUR	09/15/2018	SIZE A	FSCM NO. 43321
	COLOR VARIATIONS MAY OCCUR		DWG. NO. RJ45FTJ	REV. A
			SCALE: NONE	CAD FILE: RJ45FTJ.SLDDRW
				SHEET 1 OF 1