


ST200M Datasheet

Supplementary protection acc. to CSA C22.2 No. 235 / UL 1077



The ST200M miniature circuit breaker provides supplementary protection acc. to UL 1077 up to 480 Y/277 V AC and 125 V DC.

With a broad range of options and approvals acc. to the international standards UL, CSA and IEC, the ST 200 M is ideal for multiple applications and markets.

It is also fully compatible with System pro M compact® accessories.

—
01 ST201M / ST203M
miniature circuit breakers

Features

- High performance MCB with interrupt rating up to 10 kA
- Certified for AC and DC use acc. to UL 1077 and CSA 22.2 No. 235
- Suitable for many applications due to a wide range of product types and available accessories
- High calibration temperature of 40 °C for reduced derating in ICP applications
- Short-circuit current rating (SC) U2 enables continuous high level short circuit protection
- Laser printing provides clear product information on device
- Clear contact position indication in red/green (“real CPI”)
- Unique, patented twin terminal for wiring up to 35 mm² with captive screws
- Field wiring available for most types
- Robust thermoplastic housing material for better protection against external influences

Standards and approvals

Standards

UL 1077
CSA 22.2 No. 235
IEC/EN 60947-2

Approvals

UL 1077	US
CSA 22.2 No. 235	CA
VDE	DE
CCC	CN
EAC	RU

Miniature Circuit Breaker ST200M

Technical data

1) 2P/3P/4P single pole load: TC2

2) for 1P, 1P+N, 2P, 3P

Data acc. to UL / CSA	
Rated voltage	1P, 1P+N: 277 V AC 2P, 3P, 3P+N, 4P: 480Y / 277 V AC 1P: 60 V DC 2P (in series): 125 V DC
Rated interrupting capacity acc. to UL 1077	1P: 240 Vac 10kA up to 63A 1P: 277 Vac 10kA up to 32A (> 32A: 5kA) 2P +: 240 Vac 10 kA up to 63A 2P +: 480Y / 277 Vac 10kA up to 32A (> 32A: 5kA) 1P: 60 Vdc / 2P: 125 Vdc 10kA
Short-circuit current rating acc. to UL 489	-
Application	Suppl. Protector for general use; application codes: TC1 ¹⁾ , OL0, SC: U2 (AC), SC: U2 (DC), FW3 ²⁾
Reference temperature for tripping characteristics	40 °C
Electrical endurance	6,000 ops (AC), 6,000 ops. (DC); 1 cycle (1s - ON, 9s - OFF)
Mechanical Data	
Housing	Insulation group II, RAL 7035
Toggle	Insulation group II, black, sealable
Contact position indication	CPI (red ON / green OFF)
Protection degree acc. to EN 60529	IP20, IP40 in enclosure with cover
Mechanical endurance	20,000 ops.
Shock resistance acc. to IEC/EN 60068-2-27	25 g - 2 shocks - 13 ms
Vibration resistance acc. to IEC/EN 60068-2-6	5g - 20 cycles at 5...150...5 Hz with load 0.8 I _n
Environmental conditions (damp heat) acc. to IEC/EN 60068-2-30	28 cycles with 55°C/90-96% and 25°C/95-100%
Ambient temperature	-25 ... +55 °C
Storage temperature	-40 ... +70 °C
Installation	
Terminal	Failsafe bi-directional cylinder-lift terminal
Cross-section of conductors (top / bottom) Solid, Stranded	35 mm ² / 35 mm ²
Flexible	25 mm ² / 25 mm ² 18 - 4 AWG
Cross-section of busbars (top / bottom)	10 mm ² / 10 mm ² 14 - 8 AWG
Tightening Torque	2.8 Nm AWG 18-16: 8.85 in-lbs. AWG 14-10: 17.7 in-lbs. AWG 8-4: 39.8 in-lbs.
Screwdriver	No. 2 Pozidrive
Mounting	On DIN rail 35 mm acc. to EN 60715 by fast clip
Mounting position	any
Supply	optional
Dimensions and weight	
Mounting dimensions acc. to DIN 43880	Mounting dimension 1
Pole dimensions (H x D x W)	88 x 69 x 17.5 mm
Pole weight	approx. 115 g
Combination with aux. elements	
Auxiliary contact	Yes
Signal contact	Yes
Shunt trip	Yes

Miniature Circuit Breaker ST200M

Tripping characteristics

1) The thermal releases are calibrated to a nominal reference ambient temperature e.g. for UL 1077 of 40 °C. In the case of higher ambient temperatures, the current values fall by approx. 4 % for each 10 K temperature rise.

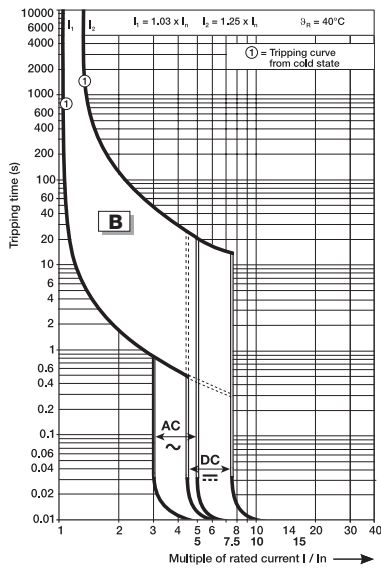
2) The indicated tripping values of electromagnetic tripping devices apply to a frequency of 50/60 Hz. The thermal release operates independent of frequency.

3) As from operating temperature (after $I_1 > 1h$)

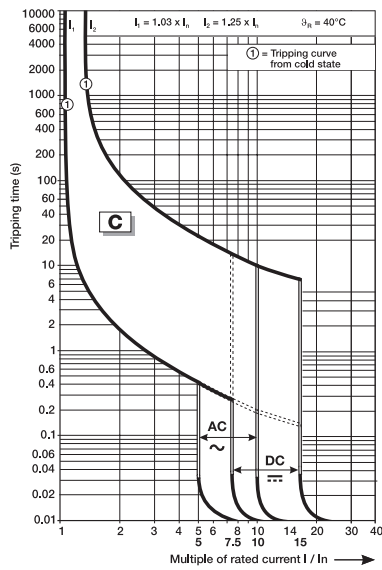
Tripping characteristics

Acc. to	Tripping characteristics	Rated current I_n	Thermal release ¹⁾ Currents:		Tripping time	Electromagnetic release ²⁾	
			conventional non-tripping current I_1	conventional tripping current I_2		Range of instantaneous tripping	Tripping time
UL 1077	B	0.5 to 63 A	$1.03 \cdot I_n$	$1.25 \cdot I_n$	$> 1 h$	$3 \cdot I_n$	$> 0.2 s$
						$5 \cdot I_n$	$< 0.2 s$
	C	0.5 to 63 A	$1.03 \cdot I_n$	$1.25 \cdot I_n$	$> 1 h$	$5 \cdot I_n$	$> 0.2 s$
						$10 \cdot I_n$	$< 0.2 s$
	D	0.5 to 63 A	$1.03 \cdot I_n$	$1.25 \cdot I_n$	$> 1 h$	$10 \cdot I_n$	$> 0.2 s$
						$20 \cdot I_n$	$< 0.2 s$
K	0.5 to 63 A	$1.03 \cdot I_n$	$1.25 \cdot I_n$	$> 1 h$	$10 \cdot I_n$	$> 0.2 s$	
					$14 \cdot I_n$	$< 0.2 s$	
Z	0.5 to 63 A	$1.03 \cdot I_n$	$1.25 \cdot I_n$	$> 1 h$	$2 \cdot I_n$	$> 0.2 s$	
					$3 \cdot I_n$	$< 0.2 s$	

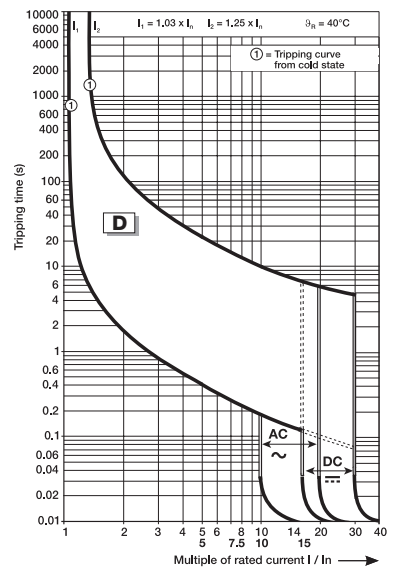
B characteristic



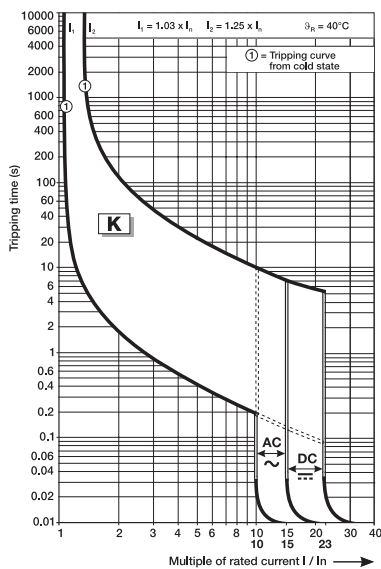
C characteristic



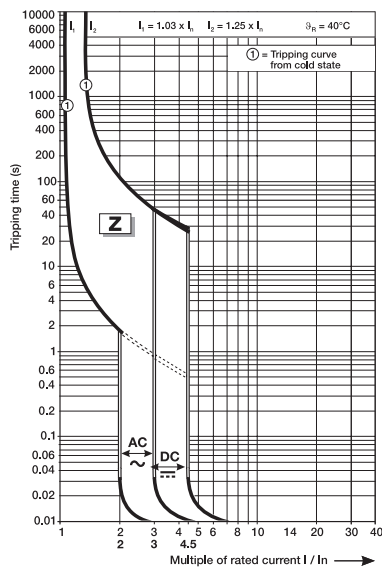
D characteristic



K characteristic



Z characteristic



Miniature Circuit Breaker ST200M Temperature Derating

Deviating ambient temperature

The rated value of the current of a miniature circuit breaker of ST200 M series refers to a reference ambient temperature of 30 °C acc. to IEC/EN 60947-2 and 40 °C acc. to UL/CSA. The fol-

lowing tables show derating factors for ambient temperature from -40 °C to 70 °C for the characteristics B, C, D, K, Z.

UL derating

Reference temp: 40 °C

UL 1077	ambient temperature (°C)											
I_n (A)	-40	-30	-20	-10	0	10	20	30	40	50	60	70
0.5	0.65	0.63	0.61	0.59	0.57	0.56	0.54	0.52	0.50	0.48	0.46	0.44
1	1.30	1.26	1.22	1.19	1.15	1.11	1.07	1.04	1.00	0.96	0.93	0.89
1.6	2.06	2.01	1.96	1.90	1.84	1.78	1.72	1.66	1.60	1.54	1.48	1.42
2	2.60	2.52	2.44	2.37	2.30	2.22	2.15	2.07	2.00	1.93	1.85	1.78
3	3.89	3.78	3.67	3.56	3.44	3.33	3.22	3.11	3.00	2.89	2.78	2.67
4	5.19	5.04	4.89	4.74	4.59	4.44	4.30	4.15	4.00	3.85	3.70	3.56
5	6.50	6.31	6.13	5.94	5.75	5.56	5.38	5.00	5.00	4.81	4.63	4.44
6	7.77	7.55	7.33	7.11	6.89	6.67	6.44	6.22	6.00	5.78	5.56	5.33
7	9.10	8.84	8.58	8.31	8.05	7.79	7.53	7.00	7.00	6.74	6.48	6.21
8	10.36	10.07	9.78	9.48	9.18	8.89	8.59	8.30	8.00	7.70	7.41	7.11
10	13.00	12.60	12.20	11.90	11.50	11.10	10.70	10.40	10.00	9.60	9.30	8.90
13	16.90	16.40	15.90	15.40	14.90	14.40	14.00	13.50	13.00	12.50	12.00	11.60
15	19.50	18.94	18.38	17.81	17.25	16.69	16.13	16.00	15.00	14.44	13.88	13.31
16	20.60	20.10	19.60	19.00	18.40	17.80	17.20	16.60	16.00	15.40	14.80	14.20
20	26.00	25.20	24.40	23.70	23.00	22.20	21.50	20.70	20.00	19.30	18.50	17.80
25	32.40	31.50	30.60	29.60	28.70	27.80	26.90	25.90	25.00	24.10	23.20	22.20
30	39.00	37.88	36.75	35.63	34.50	33.38	32.25	31.00	30.00	28.88	27.75	26.63
32	41.50	40.30	39.10	37.90	36.70	35.60	34.40	33.20	32.00	30.80	29.60	28.40
35	47.00	45.30	43.70	42.10	40.60	39.10	37.70	36.30	35.00	33.70	32.50	31.30
40	51.90	50.40	48.90	47.40	45.90	44.40	43.00	41.50	40.00	38.50	37.00	35.60
50	64.90	63.00	61.10	59.30	57.40	55.60	53.70	51.90	50.00	48.20	46.30	44.50
60	80.50	77.60	74.80	72.10	69.50	67.00	64.60	62.30	60.00	57.80	55.70	53.70
63	81.60	79.30	77.00	74.70	72.30	70.00	67.70	65.30	63.00	60.70	58.30	56.00

I_{peak} values [kA]

I_{cc} [kA]	I_n [A]															
	0.5	1	1.6	2	3	4	6	8	10	16	20	25	32	40	50	63
1	0.8	0.9	1.0	1.1	1.1	1.2	1.2	1.5	1.5	1.5	1.5	1.5	1.6	1.6	1.8	1.8
2	0.9	1.1	1.4	1.5	1.6	1.7	1.9	2.3	2.4	2.5	2.5	2.6	2.6	2.6	3.3	3.3
5	1.1	1.3	1.9	2.1	2.4	2.7	3.1	3.7	4.1	4.3	4.4	4.6	4.7	4.7	5.7	5.9
10	1.1	1.4	2.2	2.6	3.1	3.5	4.2	5.0	5.7	6.1	6.4	6.6	6.9	7.1	7.6	8.2

Miniature Circuit Breaker ST200M Derating

Influence of adjacent devices, internal resistance and power loss

Influence of adjacent devices

If several miniature circuit breakers are installed directly side by side with high load on all poles, a correction factor has to be applied to the rated current (see table). If distance pieces are used, the factor is not to be considered.

No. of adjacent devices	Factor F
1	1
2, 3	0.9
4, 5	0.8
≥ 6	0.75

Internal resistance and power loss per pole

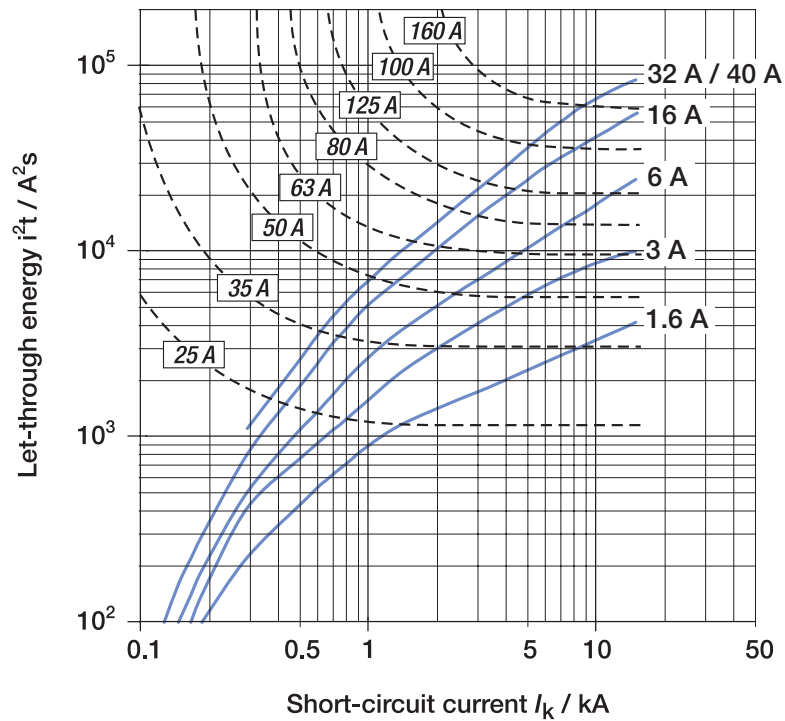
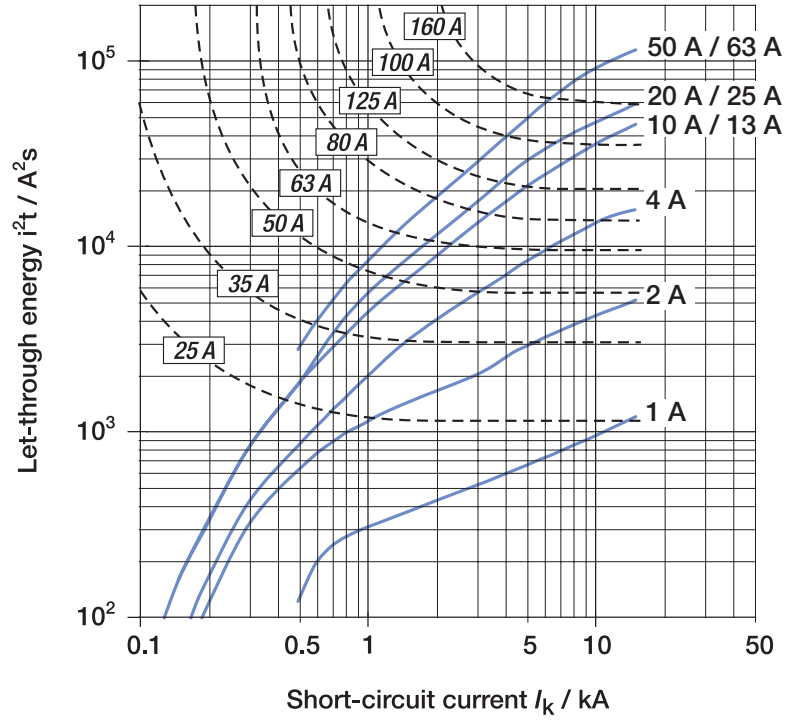
Rated current I_n [A]	B. C. K		D		Z	
	Internal resistance per pole R_i [mOhm]	Power loss P_v [W]	Internal resistance per pole R_i	Power loss P_v	Internal resistance per pole R_i	Power loss P_v
0.5	5500	1.4	4300	1.1	8100	2.4
1	1440	1.4	1250	1.25	2100	2.3
1.6	645	1.8	600	1.5	1000	2.8
2	460	1.8	410	1.7	620	2.5
3	150	1.6	130	1.2	235	2.4
4	110	1.8	105	1.7	150	2.4
5	55	1.4	52	1.3	75	1.9
6	55	2.0	52	1.9	75	3.2
7	24	1.2	26	1.3	28	1.4
8	23	1.5	24	1.5	27	2.0
10	21	2.2	16	1.6	24	2.7
13	14	2.3	14	2.2	15	2.6
15	8.5	2	8.5	2	11	2.5
16	8.5	2.5	8.5	2.5	10.9	2.8
20	6.25	2.5	6.1	2.3	6.0	2.4
25	5.0	3.2	4.3	3.1	4.5	3.3
30	3.5	3.1	3.5	3.2	3.5	3.2
32	3.5	3.7	3.5	3.6	3.5	3.6
35	3.4	4.2	3.4	4.2	3.5	4.3
40	3.0	4.8	2.2	4.2	2.5	4.1
50	1.8	4.3	1.3	2.9	1.5	4.1
60	1.2	4.4	1.2	4.4	1.3	4.7
63	1.2	5.5	1.2	4.8	1.3	5.2

Internal resistances are subject to application specific and environment-specific conditions and are therefore to be considered as typical values.

Miniature Circuit Breaker ST200M

I^2t values

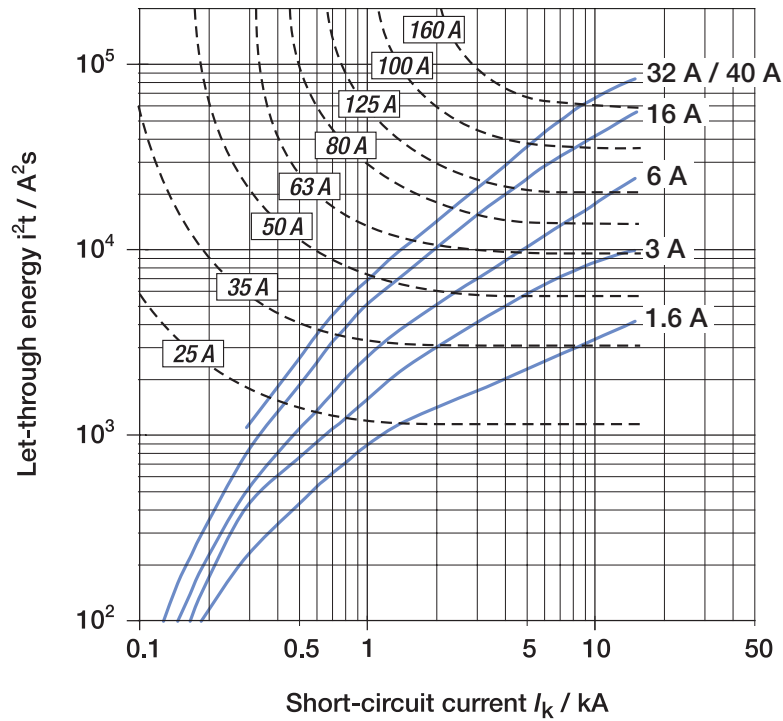
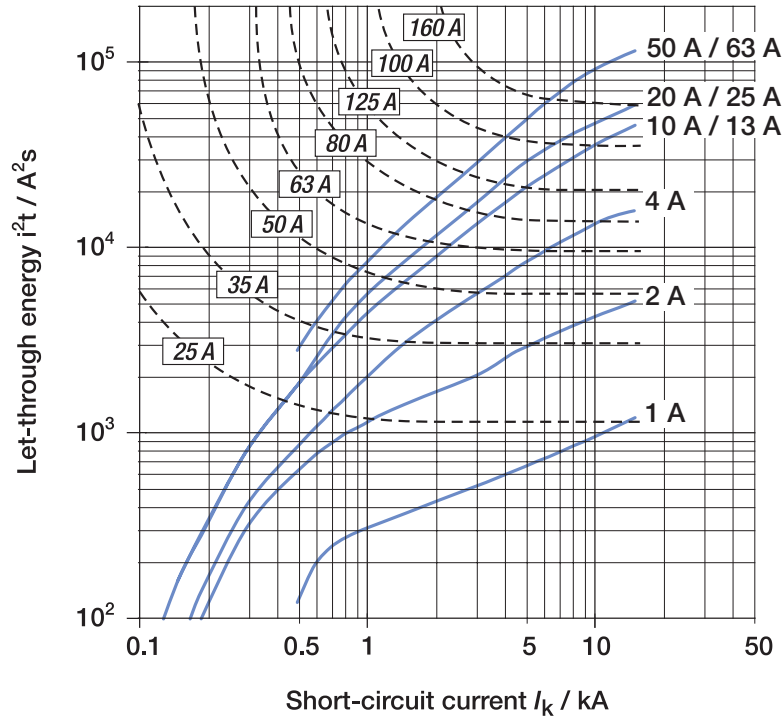
ST200M B- and C-Characteristic
230/400 V AC let-through energy



Miniature Circuit Breaker ST200M

I^2t values

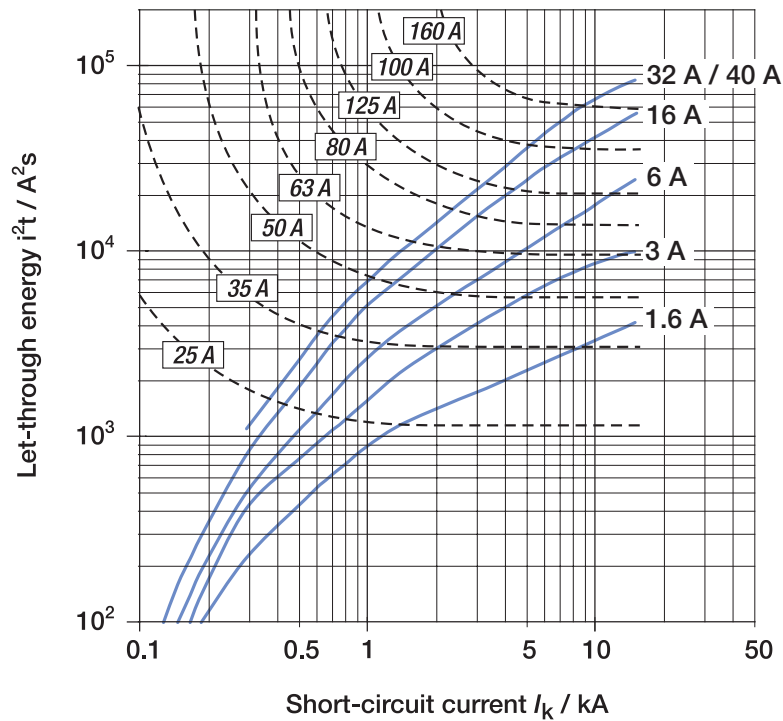
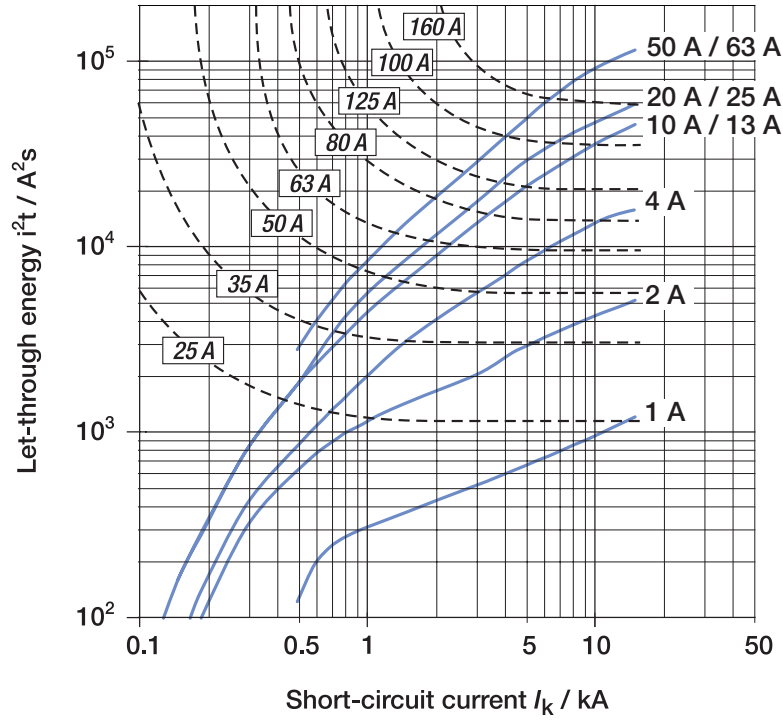
ST200M Z-Characteristic
230/400 V AC let-through energy



Miniature Circuit Breaker ST200M

I^2t values

ST200M D- and K-Characteristic
230/400 V AC let-through energy

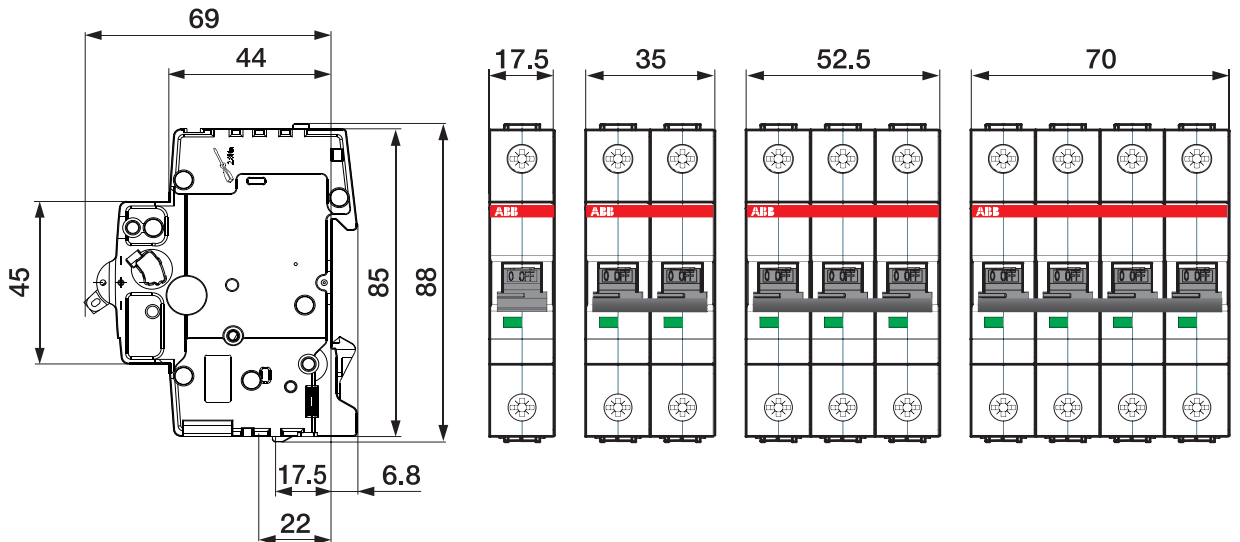
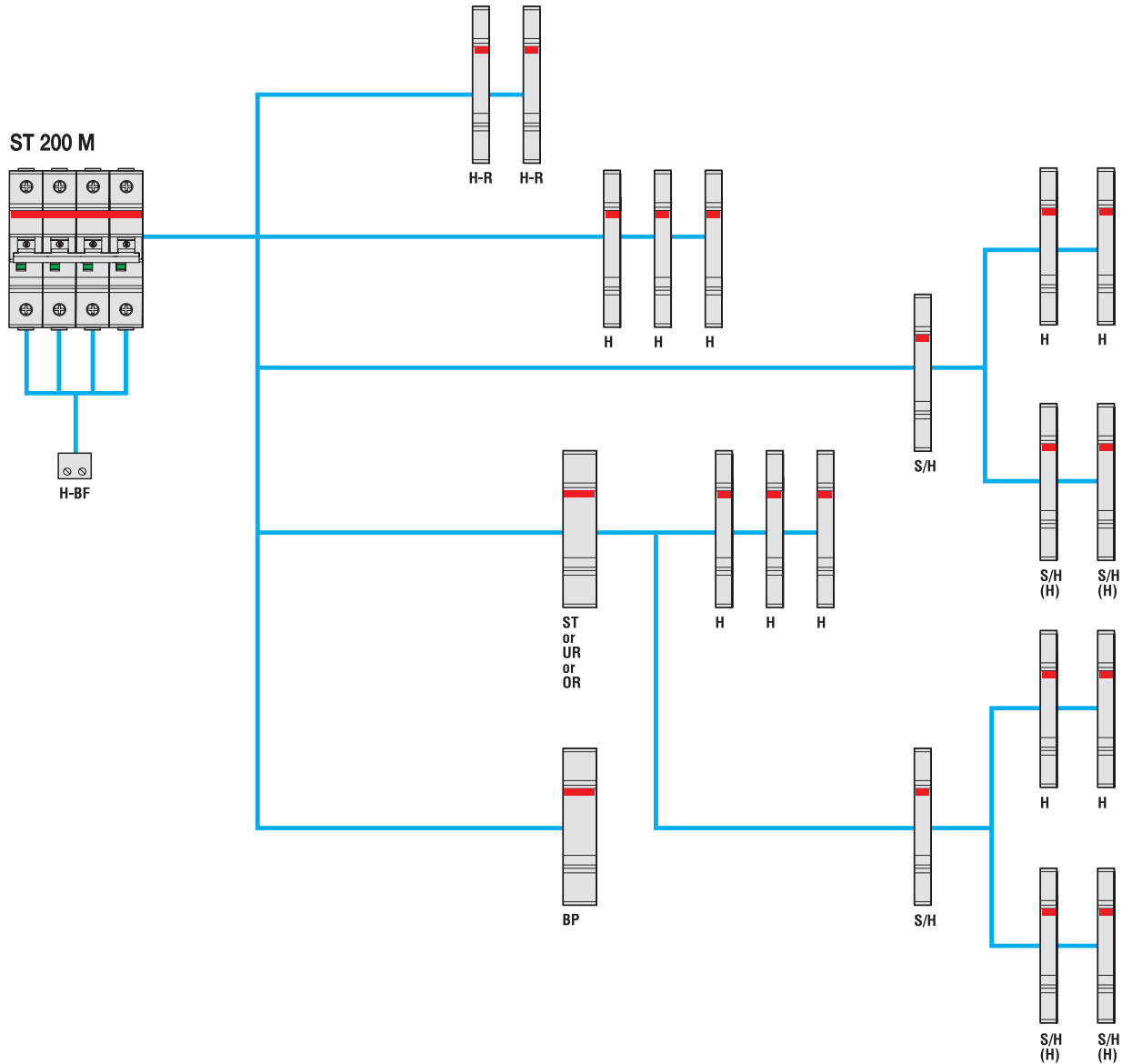


Miniature Circuit Breaker ST200M

Accessory overview and dimensional drawing

- H:**
Auxiliary contact
(S2C-H6R)
- H-R:**
Auxiliary contact
(S2C-H6-...R)
- S/H:**
Signal/Auxiliary contact
(S2C-S/H6R)
- S/H (H):**
Signal/Auxiliary contact
used as auxiliary contact
(S2C-S/H6R)
- ST:**
Shunt trip for S 200 MCB
(S2C-A-...)
- UR:**
Undervoltage release
(S2C-UA)
- OR:**
Overvoltage release
(S2C-OVP)
- H-BF:**
Auxiliary contact for
MCBs bottom fitting
(1 for each pole of MCB)
(S2C-H01/S2C-H10)
- BP:**
Mechanical tripping
device
(S2C-BP)

The certification of the accessories has been done with one accessory only. The number of electrical operations is limited to 4,000 operations for the maximum combinations and the combinations including shunt trips.



Miniature Circuit Breaker ST200M

Ordering data characteristic B


1 pole	Box Qty	Weight each (kg)	Rated Current	Part number
	10	0.115	0.5 A	ST201M-B0.5
			1.0 A	ST201M-B1
			1.6 A	ST201M-B1.6
			2.0 A	ST201M-B2
			3.0 A	ST201M-B3
			4.0 A	ST201M-B4
			5.0 A	ST201M-B5
			6.0 A	ST201M-B6
			7.0 A	ST201M-B7
			8.0 A	ST201M-B8
			10.0 A	ST201M-B10
			13.0 A	ST201M-B13
			15.0 A	ST201M-B15
			16.0 A	ST201M-B16
			20.0 A	ST201M-B20
			25.0 A	ST201M-B25
			30.0 A	ST201M-B30
			32.0 A	ST201M-B32
			35.0 A	ST201M-B35
			40.0 A	ST201M-B40
			50.0 A	ST201M-B50
			60.0 A	ST201M-B60
			63.0 A	ST201M-B63



1 pole + Neutral	Box Qty	Weight each (kg)	Rated Current	Part number
	5	0.230	0.5 A	ST201M-B0.5NA
			1.0 A	ST201M-B1NA
			1.6 A	ST201M-B1.6NA
			2.0 A	ST201M-B2NA
			3.0 A	ST201M-B3NA
			4.0 A	ST201M-B4NA
			5.0 A	ST201M-B5NA
			6.0 A	ST201M-B6NA
			7.0 A	ST201M-B7NA
			8.0 A	ST201M-B8NA
			10.0 A	ST201M-B10NA
			13.0 A	ST201M-B13NA
			15.0 A	ST201M-B15NA
			16.0 A	ST201M-B16NA
			20.0 A	ST201M-B20NA
			25.0 A	ST201M-B25NA
			30.0 A	ST201M-B30NA
			32.0 A	ST201M-B32NA
			35.0 A	ST201M-B35NA
			40.0 A	ST201M-B40NA
			50.0 A	ST201M-B50NA
			60.0 A	ST201M-B60NA
			63.0 A	ST201M-B63NA



2 poles	Box Qty	Weight each (kg)	Rated Current	Part number
	5	0.230	0.5 A	ST202M-B0.5
			1.0 A	ST202M-B1
			1.6 A	ST202M-B1.6
			2.0 A	ST202M-B2
			3.0 A	ST202M-B3
			4.0 A	ST202M-B4
			5.0 A	ST202M-B5
			6.0 A	ST202M-B6
			7.0 A	ST202M-B7
			8.0 A	ST202M-B8
			10.0 A	ST202M-B10
			13.0 A	ST202M-B13
			15.0 A	ST202M-B15
			16.0 A	ST202M-B16
			20.0 A	ST202M-B20
			25.0 A	ST202M-B25
			30.0 A	ST202M-B30
			32.0 A	ST202M-B32
			35.0 A	ST202M-B35
			40.0 A	ST202M-B40
			50.0 A	ST202M-B50
			60.0 A	ST202M-B60
			63.0 A	ST202M-B63



3 poles	Box Qty	Weight each (kg)	Rated Current	Part number
	1	0.345	0.5 A	ST203M-B0.5
			1.0 A	ST203M-B1
			1.6 A	ST203M-B1.6
			2.0 A	ST203M-B2
			3.0 A	ST203M-B3
			4.0 A	ST203M-B4
			5.0 A	ST203M-B5
			6.0 A	ST203M-B6
			7.0 A	ST203M-B7
			8.0 A	ST203M-B8
			10.0 A	ST203M-B10
			13.0 A	ST203M-B13
			15.0 A	ST203M-B15
			16.0 A	ST203M-B16
			20.0 A	ST203M-B20
			25.0 A	ST203M-B25
			30.0 A	ST203M-B30
			32.0 A	ST203M-B32
			35.0 A	ST203M-B35
			40.0 A	ST203M-B40
			50.0 A	ST203M-B50
			60.0 A	ST203M-B60
			63.0 A	ST203M-B63




Miniature Circuit Breaker ST200M

Ordering data characteristic B (continued)

3 poles+ Neutral	Box Qty	Weight each (kg)	Rated Current	Part number
	1	0.460	0.5 A	ST203M-B0.5NA
			1.0 A	ST203M-B1NA
			1.6 A	ST203M-B1.6NA
			2.0 A	ST203M-B2NA
			3.0 A	ST203M-B3NA
			4.0 A	ST203M-B4NA
			5.0 A	ST203M-B5NA
			6.0 A	ST203M-B6NA
			7.0 A	ST203M-B7NA
			8.0 A	ST203M-B8NA
			10.0 A	ST203M-B10NA
			13.0 A	ST203M-B13NA
			15.0 A	ST203M-B15NA
			16.0 A	ST203M-B16NA
			20.0 A	ST203M-B20NA
			25.0 A	ST203M-B25NA
			30.0 A	ST203M-B30NA
			32.0 A	ST203M-B32NA
			35.0 A	ST203M-B35NA
			40.0 A	ST203M-B40NA
			50.0 A	ST203M-B50NA
			60.0 A	ST203M-B60NA
			63.0 A	ST203M-B63NA



4 poles	Box Qty	Weight each (kg)	Rated Current	Part number
	1	0.460	0.5 A	ST204M-B0.5
			1.0 A	ST204M-B1
			1.6 A	ST204M-B1.6
			2.0 A	ST204M-B2
			3.0 A	ST204M-B3
			4.0 A	ST204M-B4
			5.0 A	ST204M-B5
			6.0 A	ST204M-B6
			7.0 A	ST204M-B7
			8.0 A	ST204M-B8
			10.0 A	ST204M-B10
			13.0 A	ST204M-B13
			15.0 A	ST204M-B15
			16.0 A	ST204M-B16
			20.0 A	ST204M-B20
			25.0 A	ST204M-B25
			30.0 A	ST204M-B30
			32.0 A	ST204M-B32
			35.0 A	ST204M-B35
			40.0 A	ST204M-B40
			50.0 A	ST204M-B50
			60.0 A	ST204M-B60
			63.0 A	ST204M-B63



Miniature Circuit Breaker ST200M

Ordering data characteristic C

1 pole	Box Qty	Weight each (kg)	Rated Current	Part number
	10	0.115	0.5 A	ST201M-C0.5
			1.0 A	ST201M-C1
			1.6 A	ST201M-C1.6
			2.0 A	ST201M-C2
			3.0 A	ST201M-C3
			4.0 A	ST201M-C4
			5.0 A	ST201M-C5
			6.0 A	ST201M-C6
			7.0 A	ST201M-C7
			8.0 A	ST201M-C8
			10.0 A	ST201M-C10
			13.0 A	ST201M-C13
			15.0 A	ST201M-C15
			16.0 A	ST201M-C16
			20.0 A	ST201M-C20
			25.0 A	ST201M-C25
			30.0 A	ST201M-C30
			32.0 A	ST201M-C32
			35.0 A	ST201M-C35
			40.0 A	ST201M-C40
			50.0 A	ST201M-C50
			60.0 A	ST201M-C60
			63.0 A	ST201M-C63



1 pole + Neutral	Box Qty	Weight each (kg)	Rated Current	Part number
	5	0.230	0.5 A	ST201M-C0.5NA
			1.0 A	ST201M-C1NA
			1.6 A	ST201M-C1.6NA
			2.0 A	ST201M-C2NA
			3.0 A	ST201M-C3NA
			4.0 A	ST201M-C4NA
			5.0 A	ST201M-C5NA
			6.0 A	ST201M-C6NA
			7.0 A	ST201M-C7NA
			8.0 A	ST201M-C8NA
			10.0 A	ST201M-C10NA
			13.0 A	ST201M-C13NA
			15.0 A	ST201M-C15NA
			16.0 A	ST201M-C16NA
			20.0 A	ST201M-C20NA
			25.0 A	ST201M-C25NA
			30.0 A	ST201M-C30NA
			32.0 A	ST201M-C32NA
			35.0 A	ST201M-C35NA
			40.0 A	ST201M-C40NA
			50.0 A	ST201M-C50NA
			60.0 A	ST201M-C60NA
			63.0 A	ST201M-C63NA



2 poles	Box Qty	Weight each (kg)	Rated Current	Part number
	5	0.230	0.5 A	ST202M-C0.5
			1.0 A	ST202M-C1
			1.6 A	ST202M-C1.6
			2.0 A	ST202M-C2
			3.0 A	ST202M-C3
			4.0 A	ST202M-C4
			5.0 A	ST202M-C5
			6.0 A	ST202M-C6
			7.0 A	ST202M-C7
			8.0 A	ST202M-C8
			10.0 A	ST202M-C10
			13.0 A	ST202M-C13
			15.0 A	ST202M-C15
			16.0 A	ST202M-C16
			20.0 A	ST202M-C20
			25.0 A	ST202M-C25
			30.0 A	ST202M-C30
			32.0 A	ST202M-C32
			35.0 A	ST202M-C35
			40.0 A	ST202M-C40
			50.0 A	ST202M-C50
			60.0 A	ST202M-C60
			63.0 A	ST202M-C63



3 poles	Box Qty	Weight each (kg)	Rated Current	Part number
	1	0.345	0.5 A	ST203M-C0.5
			1.0 A	ST203M-C1
			1.6 A	ST203M-C1.6
			2.0 A	ST203M-C2
			3.0 A	ST203M-C3
			4.0 A	ST203M-C4
			5.0 A	ST203M-C5
			6.0 A	ST203M-C6
			7.0 A	ST203M-C7
			8.0 A	ST203M-C8
			10.0 A	ST203M-C10
			13.0 A	ST203M-C13
			15.0 A	ST203M-C15
			16.0 A	ST203M-C16
			20.0 A	ST203M-C20
			25.0 A	ST203M-C25
			30.0 A	ST203M-C30
			32.0 A	ST203M-C32
			35.0 A	ST203M-C35
			40.0 A	ST203M-C40
			50.0 A	ST203M-C50
			60.0 A	ST203M-C60
			63.0 A	ST203M-C63




Miniature Circuit Breaker ST200M

Ordering data characteristic C (continued)

3 poles+ Neutral	Box Qty	Weight each (kg)	Rated Current	Part number
	1	0.460	0.5 A	ST203M-C0.5NA
			1.0 A	ST203M-C1NA
			1.6 A	ST203M-C1.6NA
			2.0 A	ST203M-C2NA
			3.0 A	ST203M-C3NA
			4.0 A	ST203M-C4NA
			5.0 A	ST203M-C5NA
			6.0 A	ST203M-C6NA
			7.0 A	ST203M-C7NA
			8.0 A	ST203M-C8NA
			10.0 A	ST203M-C10NA
			13.0 A	ST203M-C13NA
			15.0 A	ST203M-C15NA
			16.0 A	ST203M-C16NA
			20.0 A	ST203M-C20NA
			25.0 A	ST203M-C25NA
			30.0 A	ST203M-C30NA
			32.0 A	ST203M-C32NA
			35.0 A	ST203M-C35NA
			40.0 A	ST203M-C40NA
			50.0 A	ST203M-C50NA
			60.0 A	ST203M-C60NA
			63.0 A	ST203M-C63NA



4 poles	Box Qty	Weight each (kg)	Rated Current	Part number
	1	0.460	0.5 A	ST204M-C0.5
			1.0 A	ST204M-C1
			1.6 A	ST204M-C1.6
			2.0 A	ST204M-C2
			3.0 A	ST204M-C3
			4.0 A	ST204M-C4
			5.0 A	ST204M-C5
			6.0 A	ST204M-C6
			7.0 A	ST204M-C7
			8.0 A	ST204M-C8
			10.0 A	ST204M-C10
			13.0 A	ST204M-C13
			15.0 A	ST204M-C15
			16.0 A	ST204M-C16
			20.0 A	ST204M-C20
			25.0 A	ST204M-C25
			30.0 A	ST204M-C30
			32.0 A	ST204M-C32
			35.0 A	ST204M-C35
			40.0 A	ST204M-C40
			50.0 A	ST204M-C50
			60.0 A	ST204M-C60
			63.0 A	ST204M-C63



Miniature Circuit Breaker ST200M

Ordering data characteristic D

1 pole	Box Qty	Weight each (kg)	Rated Current	Part number
	10	0.115	0.5 A	ST201M-D0.5
			1.0 A	ST201M-D1
			1.6 A	ST201M-D1.6
			2.0 A	ST201M-D2
			3.0 A	ST201M-D3
			4.0 A	ST201M-D4
			5.0 A	ST201M-D5
			6.0 A	ST201M-D6
			7.0 A	ST201M-D7
			8.0 A	ST201M-D8
			10.0 A	ST201M-D10
			13.0 A	ST201M-D13
			15.0 A	ST201M-D15
			16.0 A	ST201M-D16
			20.0 A	ST201M-D20
			25.0 A	ST201M-D25
			30.0 A	ST201M-D30
			32.0 A	ST201M-D32
			35.0 A	ST201M-D35
			40.0 A	ST201M-D40
			50.0 A	ST201M-D50
			60.0 A	ST201M-D60
			63.0 A	ST201M-D63



1 pole + Neutral	Box Qty	Weight each (kg)	Rated Current	Part number
	5	0.230	0.5 A	ST201M-D0.5NA
			1.0 A	ST201M-D1NA
			1.6 A	ST201M-D1.6NA
			2.0 A	ST201M-D2NA
			3.0 A	ST201M-D3NA
			4.0 A	ST201M-D4NA
			5.0 A	ST201M-D5NA
			6.0 A	ST201M-D6NA
			7.0 A	ST201M-D7NA
			8.0 A	ST201M-D8NA
			10.0 A	ST201M-D10NA
			13.0 A	ST201M-D13NA
			15.0 A	ST201M-D15NA
			16.0 A	ST201M-D16NA
			20.0 A	ST201M-D20NA
			25.0 A	ST201M-D25NA
			30.0 A	ST201M-D30NA
			32.0 A	ST201M-D32NA
			35.0 A	ST201M-D35NA
			40.0 A	ST201M-D40NA
			50.0 A	ST201M-D50NA
			60.0 A	ST201M-D60NA
			63.0 A	ST201M-D63NA



2 poles	Box Qty	Weight each (kg)	Rated Current	Part number
	5	0.230	0.5 A	ST202M-D0.5
			1.0 A	ST202M-D1
			1.6 A	ST202M-D1.6
			2.0 A	ST202M-D2
			3.0 A	ST202M-D3
			4.0 A	ST202M-D4
			5.0 A	ST202M-D5
			6.0 A	ST202M-D6
			7.0 A	ST202M-D7
			8.0 A	ST202M-D8
			10.0 A	ST202M-D10
			13.0 A	ST202M-D13
			15.0 A	ST202M-D15
			16.0 A	ST202M-D16
			20.0 A	ST202M-D20
			25.0 A	ST202M-D25
			30.0 A	ST202M-D30
			32.0 A	ST202M-D32
			35.0 A	ST202M-D35
			40.0 A	ST202M-D40
			50.0 A	ST202M-D50
			60.0 A	ST202M-D60
			63.0 A	ST202M-D63



3 poles	Box Qty	Weight each (kg)	Rated Current	Part number
	1	0.345	0.5 A	ST203M-D0.5
			1.0 A	ST203M-D1
			1.6 A	ST203M-D1.6
			2.0 A	ST203M-D2
			3.0 A	ST203M-D3
			4.0 A	ST203M-D4
			5.0 A	ST203M-D5
			6.0 A	ST203M-D6
			7.0 A	ST203M-D7
			8.0 A	ST203M-D8
			10.0 A	ST203M-D10
			13.0 A	ST203M-D13
			15.0 A	ST203M-D15
			16.0 A	ST203M-D16
			20.0 A	ST203M-D20
			25.0 A	ST203M-D25
			30.0 A	ST203M-D30
			32.0 A	ST203M-D32
			35.0 A	ST203M-D35
			40.0 A	ST203M-D40
			50.0 A	ST203M-D50
			60.0 A	ST203M-D60
			63.0 A	ST203M-D63




Miniature Circuit Breaker ST200M

Ordering data characteristic D (continued)

3 poles+ Neutral	Box Qty	Weight each (kg)	Rated Current	Part number
	1	0.460	0.5 A	ST203M-D0.5NA
			1.0 A	ST203M-D1NA
			1.6 A	ST203M-D1.6NA
			2.0 A	ST203M-D2NA
			3.0 A	ST203M-D3NA
			4.0 A	ST203M-D4NA
			5.0 A	ST203M-D5NA
			6.0 A	ST203M-D6NA
			7.0 A	ST203M-D7NA
			8.0 A	ST203M-D8NA
			10.0 A	ST203M-D10NA
			13.0 A	ST203M-D13NA
			15.0 A	ST203M-D15NA
			16.0 A	ST203M-D16NA
			20.0 A	ST203M-D20NA
			25.0 A	ST203M-D25NA
			30.0 A	ST203M-D30NA
			32.0 A	ST203M-D32NA
			35.0 A	ST203M-D35NA
			40.0 A	ST203M-D40NA
			50.0 A	ST203M-D50NA
			60.0 A	ST203M-D60NA
			63.0 A	ST203M-D63NA



4 poles	Box Qty	Weight each (kg)	Rated Current	Part number
	1	0.460	0.5 A	ST204M-D0.5
			1.0 A	ST204M-D1
			1.6 A	ST204M-D1.6
			2.0 A	ST204M-D2
			3.0 A	ST204M-D3
			4.0 A	ST204M-D4
			5.0 A	ST204M-D5
			6.0 A	ST204M-D6
			7.0 A	ST204M-D7
			8.0 A	ST204M-D8
			10.0 A	ST204M-D10
			13.0 A	ST204M-D13
			15.0 A	ST204M-D15
			16.0 A	ST204M-D16
			20.0 A	ST204M-D20
			25.0 A	ST204M-D25
			30.0 A	ST204M-D30
			32.0 A	ST204M-D32
			35.0 A	ST204M-D35
			40.0 A	ST204M-D40
			50.0 A	ST204M-D50
			60.0 A	ST204M-D60
			63.0 A	ST204M-D63



Miniature Circuit Breaker ST200M

Ordering data characteristic K

1 pole	Box Qty	Weight each (kg)	Rated Current	Part number
	10	0.115	0.5 A	ST201M-K0.5
			1.0 A	ST201M-K1
			1.6 A	ST201M-K1.6
			2.0 A	ST201M-K2
			3.0 A	ST201M-K3
			4.0 A	ST201M-K4
			5.0 A	ST201M-K5
			6.0 A	ST201M-K6
			7.0 A	ST201M-K7
			8.0 A	ST201M-K8
			10.0 A	ST201M-K10
			13.0 A	ST201M-K13
			15.0 A	ST201M-K15
			16.0 A	ST201M-K16
			20.0 A	ST201M-K20
			25.0 A	ST201M-K25
			30.0 A	ST201M-K30
			32.0 A	ST201M-K32
			35.0 A	ST201M-K35
			40.0 A	ST201M-K40
			50.0 A	ST201M-K50
			60.0 A	ST201M-K60
			63.0 A	ST201M-K63



1 pole + Neutral	Box Qty	Weight each (kg)	Rated Current	Part number
	5	0.230	0.5 A	ST201M-K0.5NA
			1.0 A	ST201M-K1NA
			1.6 A	ST201M-K1.6NA
			2.0 A	ST201M-K2NA
			3.0 A	ST201M-K3NA
			4.0 A	ST201M-K4NA
			5.0 A	ST201M-K5NA
			6.0 A	ST201M-K6NA
			7.0 A	ST201M-K7NA
			8.0 A	ST201M-K8NA
			10.0 A	ST201M-K10NA
			13.0 A	ST201M-K13NA
			15.0 A	ST201M-K15NA
			16.0 A	ST201M-K16NA
			20.0 A	ST201M-K20NA
			25.0 A	ST201M-K25NA
			30.0 A	ST201M-K30NA
			32.0 A	ST201M-K32NA
			35.0 A	ST201M-K35NA
			40.0 A	ST201M-K40NA
			50.0 A	ST201M-K50NA
			60.0 A	ST201M-K60NA
			63.0 A	ST201M-K63NA



2 poles	Box Qty	Weight each (kg)	Rated Current	Part number
	5	0.230	0.5 A	ST202M-K0.5
			1.0 A	ST202M-K1
			1.6 A	ST202M-K1.6
			2.0 A	ST202M-K2
			3.0 A	ST202M-K3
			4.0 A	ST202M-K4
			5.0 A	ST202M-K5
			6.0 A	ST202M-K6
			7.0 A	ST202M-K7
			8.0 A	ST202M-K8
			10.0 A	ST202M-K10
			13.0 A	ST202M-K13
			15.0 A	ST202M-K15
			16.0 A	ST202M-K16
			20.0 A	ST202M-K20
			25.0 A	ST202M-K25
			30.0 A	ST202M-K30
			32.0 A	ST202M-K32
			35.0 A	ST202M-K35
			40.0 A	ST202M-K40
			50.0 A	ST202M-K50
			60.0 A	ST202M-K60
			63.0 A	ST202M-K63



3 poles	Box Qty	Weight each (kg)	Rated Current	Part number
	1	0.345	0.5 A	ST203M-K0.5
			1.0 A	ST203M-K1
			1.6 A	ST203M-K1.6
			2.0 A	ST203M-K2
			3.0 A	ST203M-K3
			4.0 A	ST203M-K4
			5.0 A	ST203M-K5
			6.0 A	ST203M-K6
			7.0 A	ST203M-K7
			8.0 A	ST203M-K8
			10.0 A	ST203M-K10
			13.0 A	ST203M-K13
			15.0 A	ST203M-K15
			16.0 A	ST203M-K16
			20.0 A	ST203M-K20
			25.0 A	ST203M-K25
			30.0 A	ST203M-K30
			32.0 A	ST203M-K32
			35.0 A	ST203M-K35
			40.0 A	ST203M-K40
			50.0 A	ST203M-K50
			60.0 A	ST203M-K60
			63.0 A	ST203M-K63




Miniature Circuit Breaker ST200M

Ordering data characteristic K (continued)

3 poles+ Neutral	Box Qty	Weight each (kg)	Rated Current	Part number
	1	0.460	0.5 A	ST203M-K0.5NA
			1.0 A	ST203M-K1NA
			1.6 A	ST203M-K1.6NA
			2.0 A	ST203M-K2NA
			3.0 A	ST203M-K3NA
			4.0 A	ST203M-K4NA
			5.0 A	ST203M-K5NA
			6.0 A	ST203M-K6NA
			7.0 A	ST203M-K7NA
			8.0 A	ST203M-K8NA
			10.0 A	ST203M-K10NA
			13.0 A	ST203M-K13NA
			15.0 A	ST203M-K15NA
			16.0 A	ST203M-K16NA
			20.0 A	ST203M-K20NA
			25.0 A	ST203M-K25NA
			30.0 A	ST203M-K30NA
			32.0 A	ST203M-K32NA
			35.0 A	ST203M-K35NA
			40.0 A	ST203M-K40NA
			50.0 A	ST203M-K50NA
			60.0 A	ST203M-K60NA
			63.0 A	ST203M-K63NA



4 poles	Box Qty	Weight each (kg)	Rated Current	Part number
	1	0.460	0.5 A	ST204M-K0.5
			1.0 A	ST204M-K1
			1.6 A	ST204M-K1.6
			2.0 A	ST204M-K2
			3.0 A	ST204M-K3
			4.0 A	ST204M-K4
			5.0 A	ST204M-K5
			6.0 A	ST204M-K6
			7.0 A	ST204M-K7
			8.0 A	ST204M-K8
			10.0 A	ST204M-K10
			13.0 A	ST204M-K13
			15.0 A	ST204M-K15
			16.0 A	ST204M-K16
			20.0 A	ST204M-K20
			25.0 A	ST204M-K25
			30.0 A	ST204M-K30
			32.0 A	ST204M-K32
			35.0 A	ST204M-K35
			40.0 A	ST204M-K40
			50.0 A	ST204M-K50
			60.0 A	ST204M-K60
			63.0 A	ST204M-K63



Miniature Circuit Breaker ST200M

Ordering data characteristic Z


1 pole	Box Qty	Weight each (kg)	Rated Current	Part number
	10	0.115	0.5 A	ST201M-Z0.5
			1.0 A	ST201M-Z1
			1.6 A	ST201M-Z1.6
			2.0 A	ST201M-Z2
			3.0 A	ST201M-Z3
			4.0 A	ST201M-Z4
			5.0 A	ST201M-Z5
			6.0 A	ST201M-Z6
			7.0 A	ST201M-Z7
			8.0 A	ST201M-Z8
			10.0 A	ST201M-Z10
			13.0 A	ST201M-Z13
			15.0 A	ST201M-Z15
			16.0 A	ST201M-Z16
			20.0 A	ST201M-Z20
			25.0 A	ST201M-Z25
			30.0 A	ST201M-Z30
			32.0 A	ST201M-Z32
			35.0 A	ST201M-Z35
			40.0 A	ST201M-Z40
			50.0 A	ST201M-Z50
			60.0 A	ST201M-Z60
			63.0 A	ST201M-Z63



1 pole + Neutral	Box Qty	Weight each (kg)	Rated Current	Part number
	5	0.230	0.5 A	ST201M-Z0.5NA
			1.0 A	ST201M-Z1NA
			1.6 A	ST201M-Z1.6NA
			2.0 A	ST201M-Z2NA
			3.0 A	ST201M-Z3NA
			4.0 A	ST201M-Z4NA
			5.0 A	ST201M-Z5NA
			6.0 A	ST201M-Z6NA
			7.0 A	ST201M-Z7NA
			8.0 A	ST201M-Z8NA
			10.0 A	ST201M-Z10NA
			13.0 A	ST201M-Z13NA
			15.0 A	ST201M-Z15NA
			16.0 A	ST201M-Z16NA
			20.0 A	ST201M-Z20NA
			25.0 A	ST201M-Z25NA
			30.0 A	ST201M-Z30NA
			32.0 A	ST201M-Z32NA
			35.0 A	ST201M-Z35NA
			40.0 A	ST201M-Z40NA
			50.0 A	ST201M-Z50NA
			60.0 A	ST201M-Z60NA
			63.0 A	ST201M-Z63NA



2 poles	Box Qty	Weight each (kg)	Rated Current	Part number
	5	0.230	0.5 A	ST202M-Z0.5
			1.0 A	ST202M-Z1
			1.6 A	ST202M-Z1.6
			2.0 A	ST202M-Z2
			3.0 A	ST202M-Z3
			4.0 A	ST202M-Z4
			5.0 A	ST202M-Z5
			6.0 A	ST202M-Z6
			7.0 A	ST202M-Z7
			8.0 A	ST202M-Z8
			10.0 A	ST202M-Z10
			13.0 A	ST202M-Z13
			15.0 A	ST202M-Z15
			16.0 A	ST202M-Z16
			20.0 A	ST202M-Z20
			25.0 A	ST202M-Z25
			30.0 A	ST202M-Z30
			32.0 A	ST202M-Z32
			35.0 A	ST202M-Z35
			40.0 A	ST202M-Z40
			50.0 A	ST202M-Z50
			60.0 A	ST202M-Z60
			63.0 A	ST202M-Z63



3 poles	Box Qty	Weight each (kg)	Rated Current	Part number
	1	0.345	0.5 A	ST203M-Z0.5
			1.0 A	ST203M-Z1
			1.6 A	ST203M-Z1.6
			2.0 A	ST203M-Z2
			3.0 A	ST203M-Z3
			4.0 A	ST203M-Z4
			5.0 A	ST203M-Z5
			6.0 A	ST203M-Z6
			7.0 A	ST203M-Z7
			8.0 A	ST203M-Z8
			10.0 A	ST203M-Z10
			13.0 A	ST203M-Z13
			15.0 A	ST203M-Z15
			16.0 A	ST203M-Z16
			20.0 A	ST203M-Z20
			25.0 A	ST203M-Z25
			30.0 A	ST203M-Z30
			32.0 A	ST203M-Z32
			35.0 A	ST203M-Z35
			40.0 A	ST203M-Z40
			50.0 A	ST203M-Z50
			60.0 A	ST203M-Z60
			63.0 A	ST203M-Z63




Miniature Circuit Breaker ST200M

Ordering data characteristic Z (continued)

3 poles+ Neutral	Box Qty	Weight each (kg)	Rated Current	Part number
	1	0.460	0.5 A	ST203M-Z0.5NA
			1.0 A	ST203M-Z1NA
			1.6 A	ST203M-Z1.6NA
			2.0 A	ST203M-Z2NA
			3.0 A	ST203M-Z3NA
			4.0 A	ST203M-Z4NA
			5.0 A	ST203M-Z5NA
			6.0 A	ST203M-Z6NA
			7.0 A	ST203M-Z7NA
			8.0 A	ST203M-Z8NA
			10.0 A	ST203M-Z10NA
			13.0 A	ST203M-Z13NA
			15.0 A	ST203M-Z15NA
			16.0 A	ST203M-Z16NA
			20.0 A	ST203M-Z20NA
			25.0 A	ST203M-Z25NA
			30.0 A	ST203M-Z30NA
			32.0 A	ST203M-Z32NA
			35.0 A	ST203M-Z35NA
			40.0 A	ST203M-Z40NA
			50.0 A	ST203M-Z50NA
			60.0 A	ST203M-Z60NA
			63.0 A	ST203M-Z63NA



4 poles	Box Qty	Weight each (kg)	Rated Current	Part number
	1	0.460	0.5 A	ST204M-Z0.5
			1.0 A	ST204M-Z1
			1.6 A	ST204M-Z1.6
			2.0 A	ST204M-Z2
			3.0 A	ST204M-Z3
			4.0 A	ST204M-Z4
			5.0 A	ST204M-Z5
			6.0 A	ST204M-Z6
			7.0 A	ST204M-Z7
			8.0 A	ST204M-Z8
			10.0 A	ST204M-Z10
			13.0 A	ST204M-Z13
			15.0 A	ST204M-Z15
			16.0 A	ST204M-Z16
			20.0 A	ST204M-Z20
			25.0 A	ST204M-Z25
			30.0 A	ST204M-Z30
			32.0 A	ST204M-Z32
			35.0 A	ST204M-Z35
			40.0 A	ST204M-Z40
			50.0 A	ST204M-Z50
			60.0 A	ST204M-Z60
			63.0 A	ST204M-Z63



Miniature Circuit Breaker ST200M

Ordering data characteristic Z



Number of poles	Rated current I_n [A]	Part number	Weight [kg]
3+N	0.5	ST203M-Z1,6NA	0.460
	1.6	ST203M-Z0,5NA	0.460
	1	ST203M-Z1NA	0.460
	2	ST203M-Z2NA	0.460
	3	ST203M-Z3NA	0.460
	4	ST203M-Z4NA	0.460
	5	ST203M-Z5NA	0.460
	6	ST203M-Z6NA	0.460
	7	ST203M-Z7NA	0.460
	8	ST203M-Z8NA	0.460
	10	ST203M-Z10NA	0.460
	13	ST203M-Z13NA	0.460
	15	ST203M-Z15NA	0.460
	16	ST203M-Z16NA	0.460
	20	ST203M-Z20NA	0.460
	25	ST203M-Z25NA	0.460
	30	ST203M-Z30NA	0.460
	32	ST203M-Z32NA	0.460
	35	ST203M-Z35NA	0.460
	40	ST203M-Z40NA	0.460
50	ST203M-Z50NA	0.460	
60	ST203M-Z60NA	0.460	
63	ST203M-Z63NA	0.460	
4	0.5	ST204M-Z0,5	0.460
	1.6	ST204M-Z1,6	0.460
	1	ST204M-Z1	0.460
	2	ST204M-Z2	0.460
	3	ST204M-Z3	0.460
	4	ST204M-Z4	0.460
	5	ST204M-Z5	0.460
	6	ST204M-Z6	0.460
	7	ST204M-Z7	0.460
	8	ST204M-Z8	0.460
	10	ST204M-Z10	0.460
	13	ST204M-Z13	0.460
	15	ST204M-Z15	0.460
	16	ST204M-Z16	0.460
	20	ST204M-Z20	0.460
	25	ST204M-Z25	0.460
	30	ST204M-Z30	0.460
	32	ST204M-Z32	0.460
	35	ST204M-Z35	0.460
	40	ST204M-Z40	0.460
50	ST204M-Z50	0.460	
60	ST204M-Z60	0.460	
63	ST204M-Z63	0.460	