

Circuit breaker size S3 for motor protection, Class 10 A-release  
45...63 A Short-circuit release 819 A Screw terminal Standard  
switching capacity !!! Phased-out product !!! Successor is SIRIUS  
3RV2 Preferred successor type is >>3RV2031-4JA10<<
















<b>Product brand name</b>	SIRIUS
<b>Product designation</b>	circuit breaker
<b>Design of the product</b>	for motor protection
<b>General technical data</b>	
<b>Product extension</b>	Yes
• Auxiliary switch	
<b>Power loss [W] total typical</b>	20 W
<b>Surge voltage resistance rated value</b>	6 000 V
<b>Protection class IP</b>	IP20
• on the front	
<b>Shock resistance</b>	25g / 11 ms
<b>Mechanical service life (switching cycles)</b>	50 000
• of the main contacts typical	
<b>Continuous current rated value</b>	63 A
<b>Ambient conditions</b>	
<b>Installation altitude at height above sea level</b>	2 000 m
• maximum	
<b>Main circuit</b>	

<b>Number of poles for main current circuit</b>	3
<b>Adjustable pick-up value current of the current-dependent overload release</b>	45 ... 63 A
<b>Operating voltage</b>	
• rated value	690 V
• at AC-3 rated value maximum	690 V
<b>Operating current</b>	
• at AC-3	
— at 400 V rated value	63 A
<b>Operating power</b>	
• at AC-3	
— at 400 V rated value	30 kW
<b>Operating frequency</b>	
• at AC-3 maximum	15 1/h
<b>Auxiliary circuit</b>	
<b>Number of CO contacts</b>	
• for auxiliary contacts	0
<b>Protective and monitoring functions</b>	
<b>Product function</b>	
• Ground fault detection	No
• Phase failure detection	Yes
<b>(trip class)</b>	CLASS 10
<b>Maximum short-circuit current breaking capacity (I<sub>cu</sub>)</b>	
• at AC at 240 V rated value	100 kA
• at AC at 400 V rated value	50 kA
• at AC at 500 V rated value	12 kA
• at AC at 690 V rated value	6 kA
<b>Short-circuit protection</b>	
<b>Design of the overcurrent release and short-circuit release</b>	thermomagnetic
<b>Installation/ mounting/ dimensions</b>	
• <b>(mounting position)</b>	any
• <b>(mounting type)</b>	screw and snap-on mounting onto 35 mm standard mounting rail according to DIN EN 50022
<b>(height)</b>	165 mm
<b>Width</b>	70 mm
<b>Depth</b>	174 mm
<b>Required spacing</b>	
• with side-by-side mounting	
— Backwards	0 mm
— at the side	0 mm

## Connections/Terminals

<b>Product function</b> <ul style="list-style-type: none"> <li>removable terminal for auxiliary and control circuit</li> </ul>	No
<b>Type of electrical connection</b> <ul style="list-style-type: none"> <li>for main current circuit</li> <li>for auxiliary and control current circuit</li> </ul>	screw-type terminals with box terminals screw-type terminals
<b>Arrangement of electrical connectors for main current circuit</b>	front side
<b>Type of connectable conductor cross-sections</b> <ul style="list-style-type: none"> <li>for main contacts                             <ul style="list-style-type: none"> <li>— solid</li> <li>— stranded</li> <li>— finely stranded with core end processing</li> </ul> </li> <li>at AWG conductors for main contacts</li> </ul>	2x (2.5 ... 16 mm <sup>2</sup> ) 2x (10 ... 50 mm <sup>2</sup> ), 1x (10 ... 70 mm <sup>2</sup> ) 2x (2.5 ... 35 mm <sup>2</sup> ), 2.5 ... 50 mm <sup>2</sup> 2x (10 ... 1), 1x (10 ... 2)

## Certificates/approvals

General Product Approval			For use in hazardous locations		
					
CCC	CSA	UL		ATEX	IECEX
Declaration of Conformity		Test Certificates		Marine / Shipping	
	<a href="#">Miscellaneous</a>	<a href="#">Special Test Certificate</a>	<a href="#">Type Test Certificates/Test Report</a>		
EG-Konf.				ABS	BUREAU VERITAS 1828
Marine / Shipping			other		
			<a href="#">Miscellaneous</a>	<a href="#">Confirmation</a>	
LRS	RMRS	DNV-GL DNVGL.COM/AF			VDE

## Further information

### Information- and Downloadcenter (Catalogs, Brochures,...)

<http://www.siemens.com/industrial-controls/catalogs>

### Industry Mall (Online ordering system)

<https://mall.industry.siemens.com/mall/en/en/Catalog/product?mlfb=3RV1041-4JA10>

### Cax online generator

<http://support.automation.siemens.com/WW/CAXorder/default.aspx?lang=en&mlfb=3RV1041-4JA10>

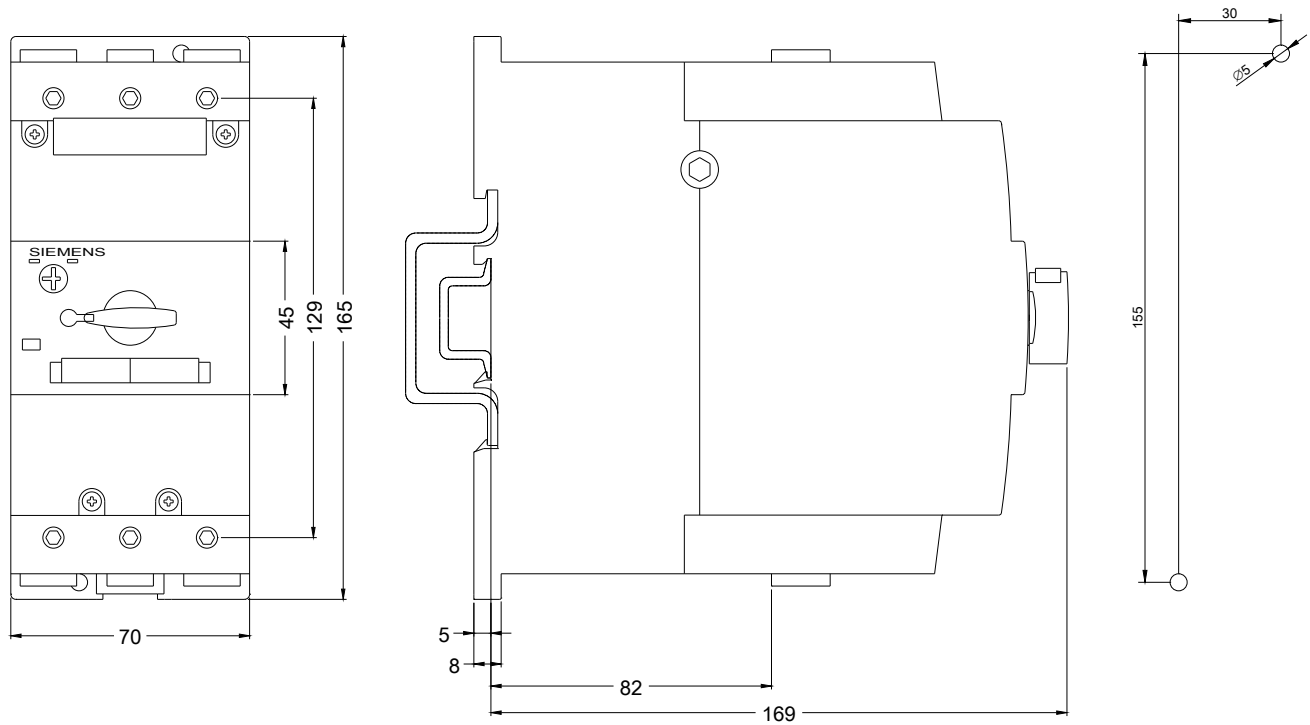
### Service&Support (Manuals, Certificates, Characteristics, FAQs,...)

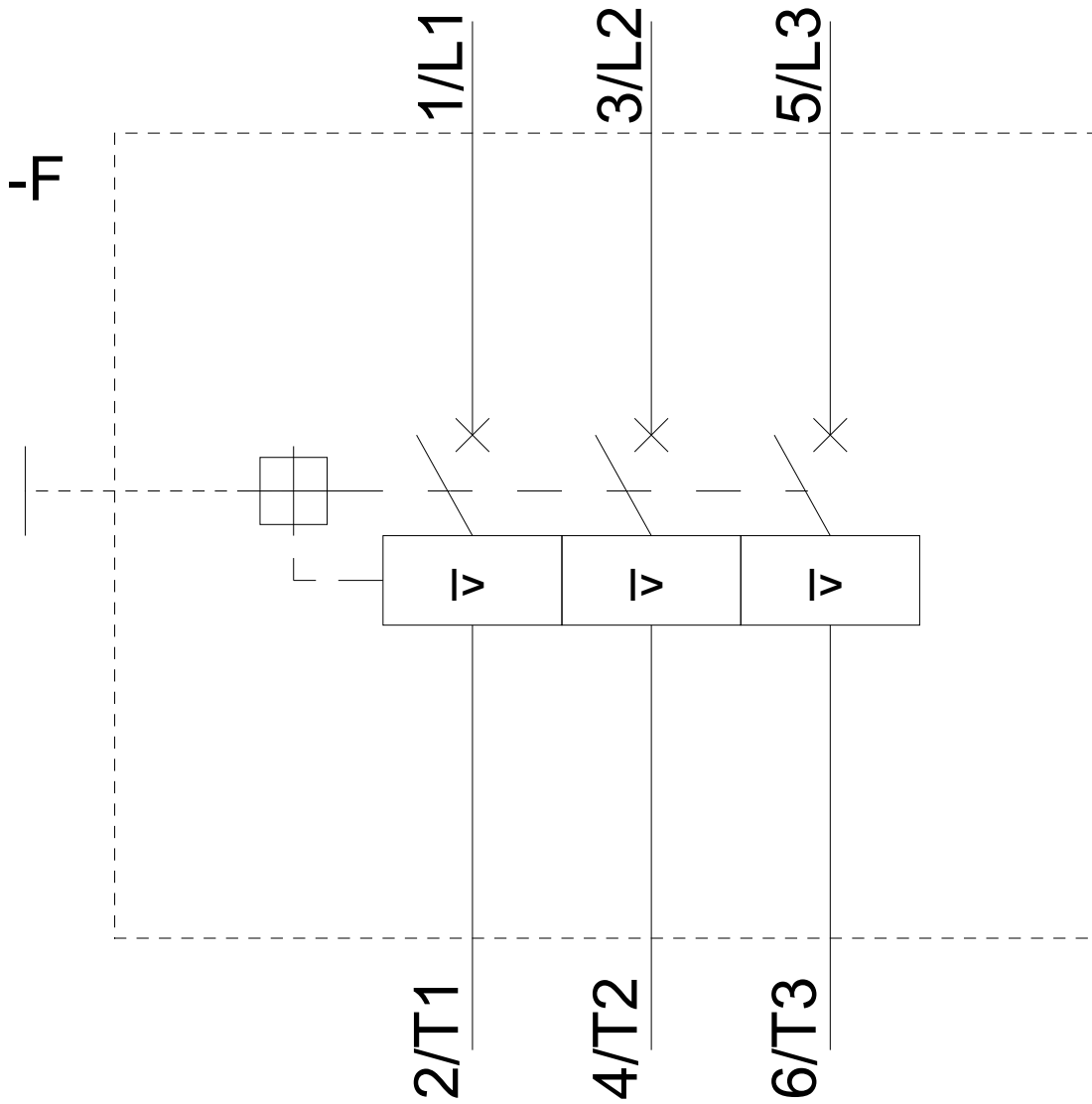
<https://support.industry.siemens.com/cs/ww/en/ps/3RV1041-4JA10>

Image database (product images, 2D dimension drawings, 3D models, device circuit diagrams, EPLAN macros, ...)  
[http://www.automation.siemens.com/bilddb/cax\\_de.aspx?mlfb=3RV1041-4JA10&lang=en](http://www.automation.siemens.com/bilddb/cax_de.aspx?mlfb=3RV1041-4JA10&lang=en)

Characteristic: Tripping characteristics,  $I^2t$ , Let-through current  
<https://support.industry.siemens.com/cs/ww/en/ps/3RV1041-4JA10/char>

Further characteristics (e.g. electrical endurance, switching frequency)  
<http://www.automation.siemens.com/bilddb/index.aspx?view=Search&mlfb=3RV1041-4JA10&objecttype=14&gridview=view1>





last modified:

04/12/2019 