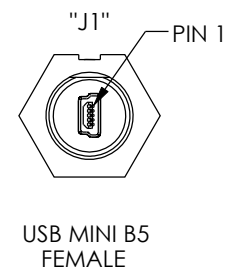
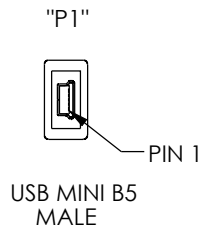
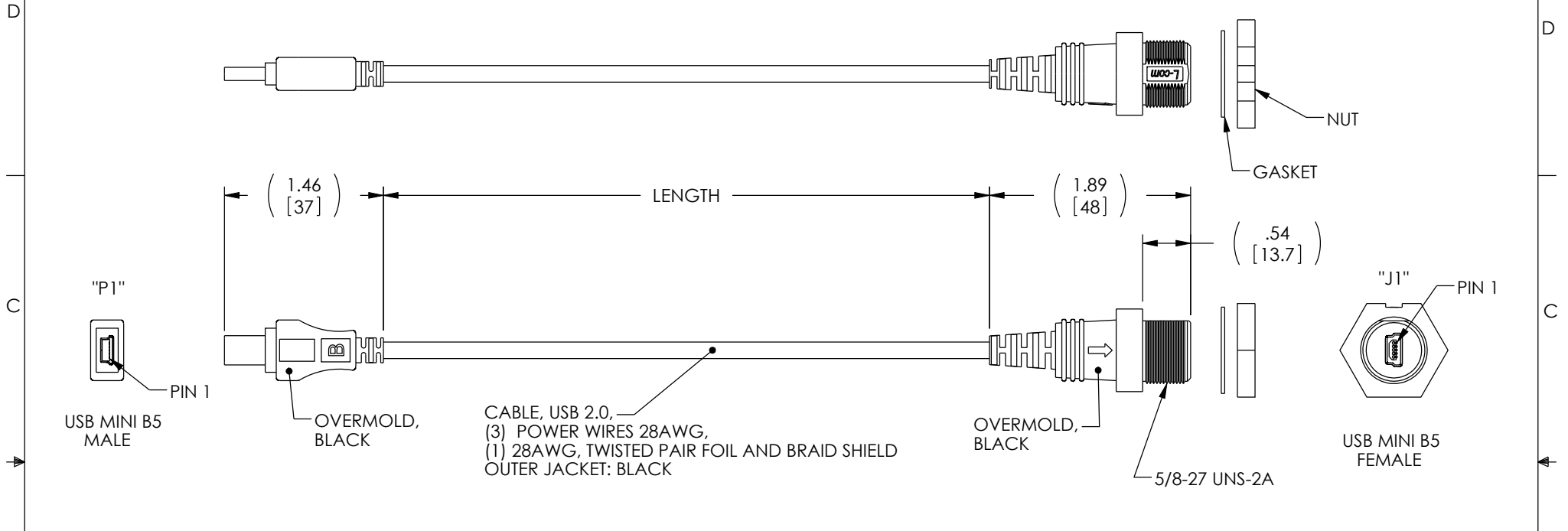


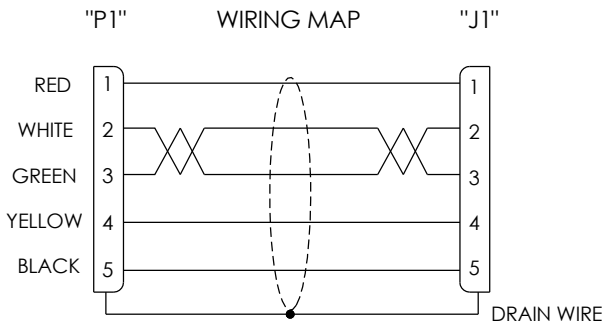
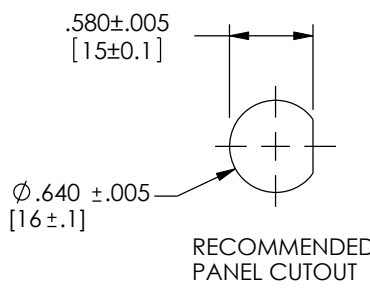
THE INFORMATION CONTAINED IN THIS DRAWING IS THE SOLE PROPERTY OF L-COM, INC. ANY REPRODUCTION IN PART OR WHOLE WITHOUT THE WRITTEN PERMISSION OF L-COM, INC. IS PROHIBITED.

RoHS Compliant ✓

REVISIONS			
REV	DESCRIPTION	DATE	APPROVED
A	INITIAL RELEASE	5/13/09	D.GRIFFIN
B	ECN 4304: REVISED PACKAGING NOTE FOR PS-0031	10/2/09	D.FRISIELLO



CABLE, USB 2.0,
(3) POWER WIRES 28AWG,
(1) 28AWG, TWISTED PAIR FOIL AND BRAID SHIELD
OUTER JACKET: BLACK



PART NUMBER	LENGTH	
	FEET	METERS
WPUSBMB5X-05M	1.64	[.5]
WPUSBMB5X-2M	6.56	[2.0]
WPUSBMB5X-5M	16.40	[5.0]

NOTES:

1. CABLE SHALL BE TESTED FOR CONTINUITY.
2. CABLE ASSEMBLY SHALL BE INDIVIDUALLY PACKAGED IN ACCORDANCE WITH L-COM SPECIFICATION PS-0031.

UNLESS OTHERWISE SPECIFIED, DIMENSIONS ARE IN INCHES [mm] OVERALL CABLE LENGTH TOLERANCE: ≤ 12 [305] = +1 [25] / -0 >12 [305] ≤ 60 [1524] = +2 [51] / -0 >60 [1524] ≤ 120 [3048] = +4 [102] / -0 >120 [3048] ≤ 300 [7620] = +6 [152] / -0 >300 [7620] = +3% / -0% ALL OTHER DIMENSIONAL TOLERANCES: .X = ± .2 .XX = ± .02 .XXX = ± .005	APPROVALS D. CASTRO CHECKED BY D. FRISIELLO APPROVED BY S. SMITH	DATE 4/17/09 4/20/09 4/20/09	45 BEECHWOOD DRIVE NORTH ANDOVER, MA 01845	
	CONFIGURATION DETAILS OF UNDIMENSIONED FEATURES MAY VARY			CATEGORY USB
	PROJECTION 	COLOR VARIATIONS MAY OCCUR	SIZE A	FSCM NO. 43321
	SCALE: NONE		DWG. NO. WPUSBMB5X	REV. B
CAD FILE: WPUSBMB5X.SLDDRW			SHEET 1 OF 1	