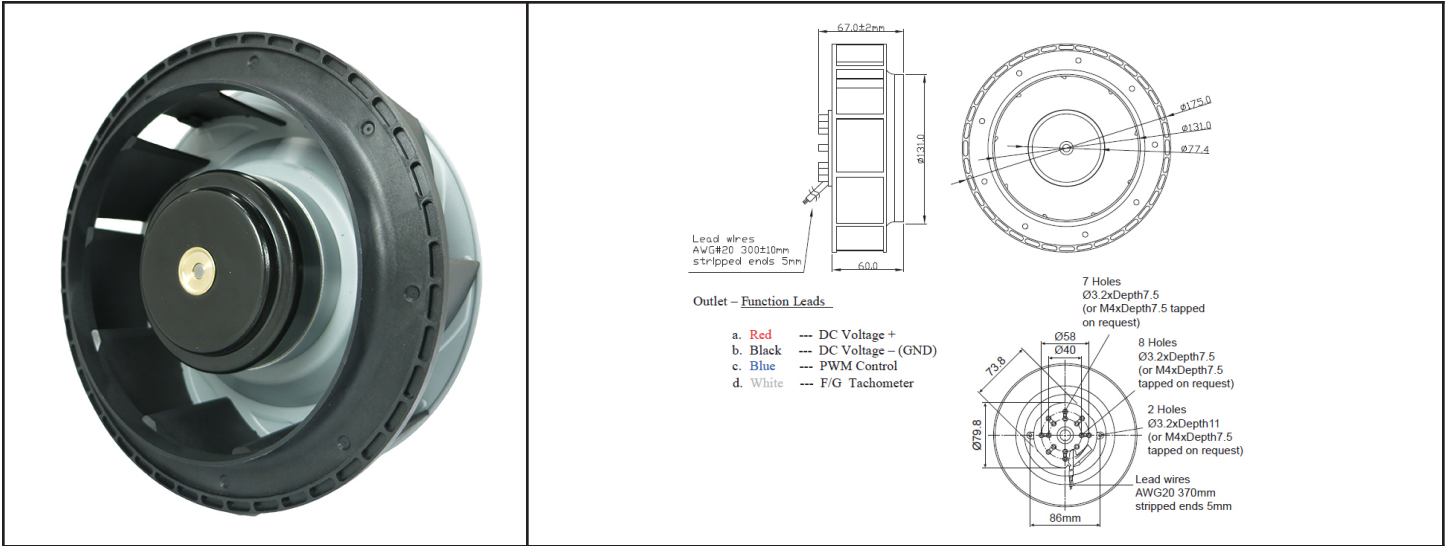


ODB17567-12HB10A

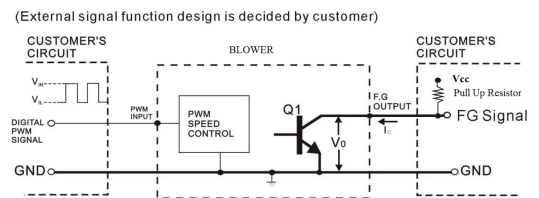


DC Motorized Impeller 12V 175x67mm (6.9"x2.6")



Frame & Impeller	Frame - Diecast aluminum Impeller - UL94V-0 Thermoplastic	Features: Signal Output: Tachometer Speed Control: PWM Weight: ~ 1030g (2.27 lbs)	
Conexion	4 Lead wires *		
Motor	DC brushless, IC protected		
Bearing System	Dual ball bearing		
Insulation Resistance	Min. 10M at 500VDC		
Dielectric Strength	1 minute at 500 VAC, max leakage < 500 MicroAmp		
Temperature Range	-10C ~ +65C		
Storage Temperature	-40C ~ +80C	m0	
Life (L10)	-40,000 hours (40C)		

Part Number	ODB17567-12HB10A
Nominal Voltage	12VDC
Voltage Range	8 ~ 14 VDC
Nominal Current	4.2 A
Rated Power	50.4 W
Rated Speed (RPM)	3000
Airflow (CFM)	338
Noise Level (dB)	64
Max. Static Pressure	1.08" H ₂ O

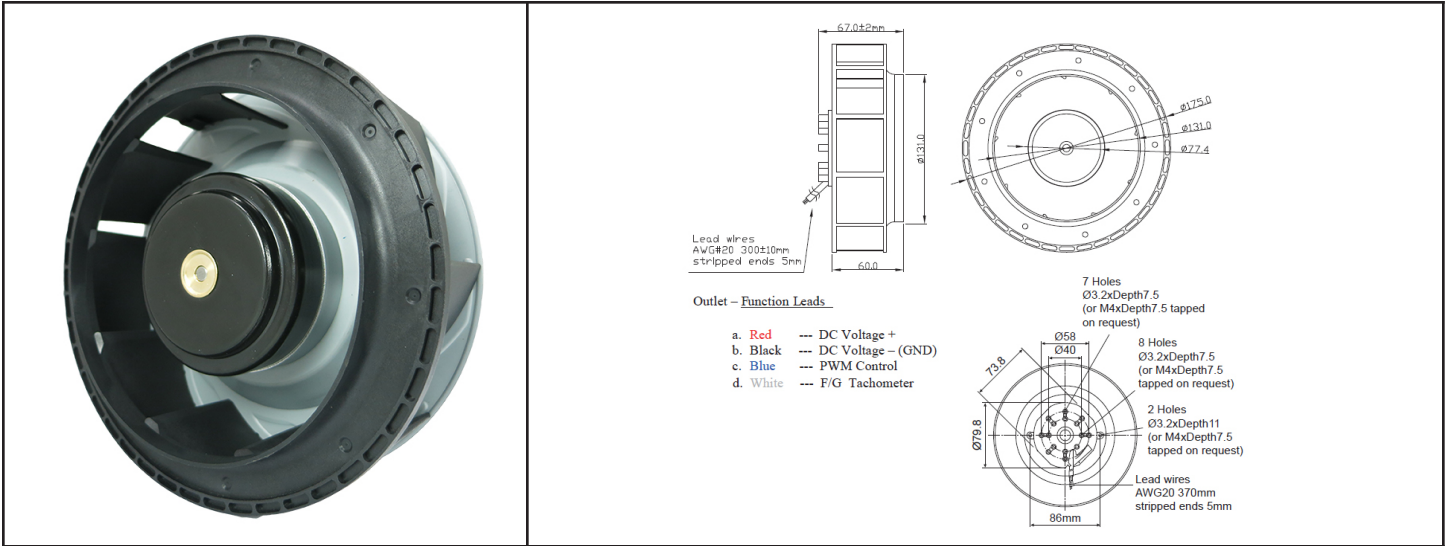


- * FG 2 pulses per revolution
 - * TRANSISTOR Q1 AT "ON" POSITION
COLLECTOR CURRENT: $I_c = 10\text{mA MAX}$
SATURATION VOLTAGE: $V_{ce} = 1\text{V MAX}$
 - * TRANSISTOR Q1 AT "OFF" POSITION
RELEASE VOLTAGE: $V_{on} = V_{cc\text{ Max}}$
 - * DIGITAL PWM SPEED CONTROL POSITION
PWM INPUT VOLTAGE HIGH: $V_{ih} > 2.6\text{V}$
PWM INPUT VOLTAGE LOW: $V_{il} < 0.5\text{V}$
 - * PWM INPUT FREQUENCY: $FPWM: 100\text{Hz} \sim 100\text{KHz}$
- Blower will run full speed at 100%, stop at 0%, full speed if PWM not connected

ODB17567-24HB10A

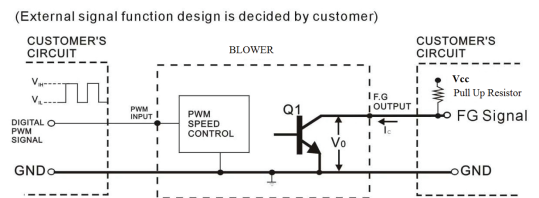


DC Motorized Impeller 24V 175x67mm (6.9"x2.6")



Frame & Impeller	Frame - Diecast aluminum Impeller - UL94V-0 Thermoplastic	Features: Signal Output: Tachometer Speed Control: PWM Weight: ~ 1030g (2.27 lbs)	
Connecion	4 Lead wires *		
Motor	DC brushless, IC protected		
Bearing System	Dual ball bearing		
Insulation Resistance	Min. 10M at 500VDC		
Dielectric Strength	1 minute at 500 VAC, max leakage < 500 MicroAmp		
Temperature Range	-10C ~ +65C		
Storage Temperature	-40C ~ +80C		
Life (L10)	-40,000 hours (40C)	m0	

Part Number	ODB17567-24HB10A
Nominal Voltage	24VDC
Voltage Range	15 ~ 27.6 VDC
Nominal Current	2.1 A
Rated Power	50.4 W
Rated Speed (RPM)	3000
Airflow (CFM)	338
Noise Level (dB)	64
Max. Static Pressure	1.08" H ₂ O

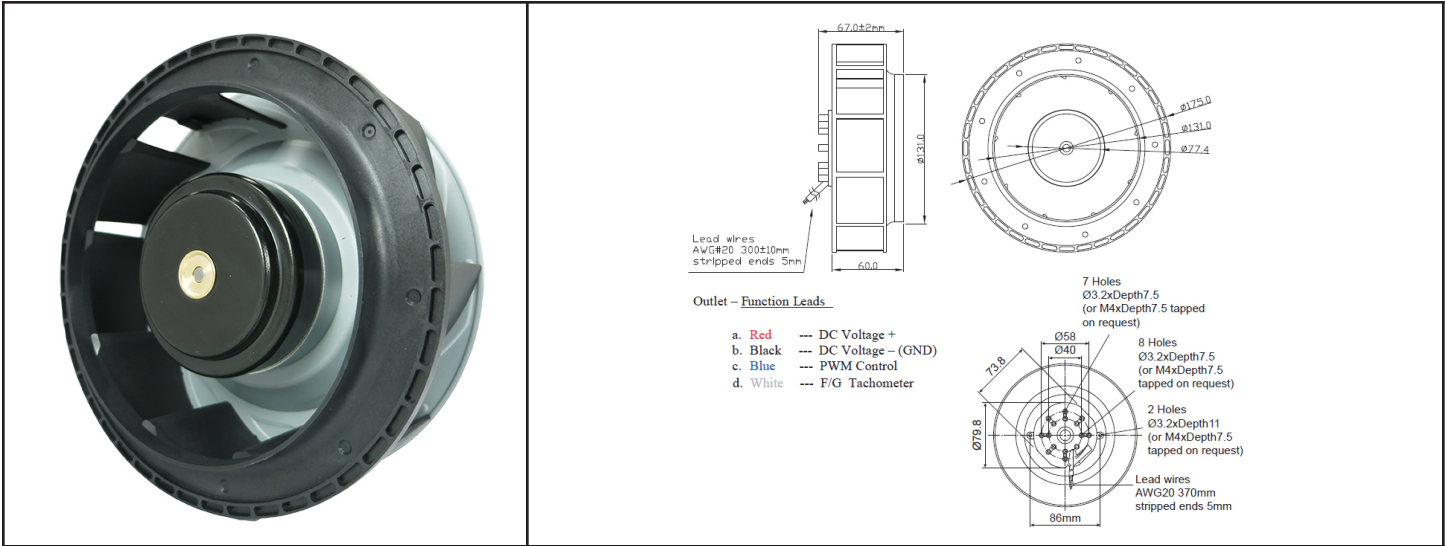


- * FG 2 pulses per revolution
 - * TRANSISTOR Q1 AT "ON" POSITION
COLLECTOR CURRENT..... $I_c = 10\text{mA MAX}$
SATURATION VOLTAGE..... $V_{ce} = 1\text{V MAX}$
 - * TRANSISTOR Q1 AT "OFF" POSITION
RELEASE VOLTAGE..... $V_{on} = V_{cc\text{ Max}}$
 - * DIGITAL PWM SPEED CONTROL POSITION
PWM INPUT VOLTAGE HIGH..... $V_{ih} > 2.6\text{V}$
PWM INPUT VOLTAGE LOW..... $V_{il} < 0.5\text{V}$
 - * PWM INPUT FREQUENCY..... $FPWM: 100\text{Hz} \sim 100\text{KHz}$
- Blower will run full speed at 100%, stop at 0%, full speed if PWM not connected

ODB17567-48HB10A

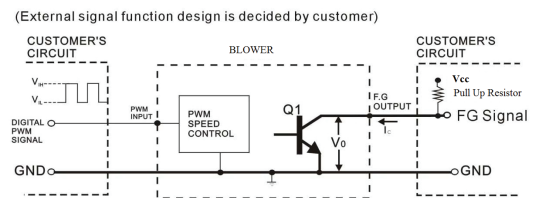


DC Motorized Impeller 48V 175x67mm (6.9"x2.6")



Frame & Impeller	Frame - Diecast aluminum Impeller - UL94V-0 Thermoplastic	Features: Signal Output: Tachometer Speed Control: PWM Weight: ~ 1030g (2.27 lbs)	
Conneccion	4 Lead wires *		
Motor	DC brushless, IC protected		
Bearing System	Dual ball bearing		
Insulation Resistance	Min. 10M at 500VDC		
Dielectric Strength	1 minute at 500 VAC, max leakage < 500 MicroAmp		
Temperature Range	-10C ~ +65C		
Storage Temperature	-40C ~ +80C	m0	
Life (L10)	-40,000 hours (40C)		

Part Number	ODB17567-48HB10A
Nominal Voltage	48VDC
Voltage Range	22 ~ 54 VDC
Nominal Current	1.10 A
Rated Power	52.8 W
Rated Speed (RPM)	3000
Airflow (CFM)	338
Noise Level (dB)	64
Max. Static Pressure	1.08" H ₂ O



- * FG 2 pulses per revolution
 - * TRANSISTOR Q1 AT "ON" POSITION
COLLECTOR CURRENT: $I_c = 10\text{mA MAX}$
SATURATION VOLTAGE: $V_{ce} = 1\text{V MAX}$
 - * TRANSISTOR Q1 AT "OFF" POSITION
RELEASE VOLTAGE: $V_{on} = V_{cc\text{ Max}}$
 - * DIGITAL PWM SPEED CONTROL POSITION
PWM INPUT VOLTAGE HIGH: $V_{ih} > 2.6\text{V}$
PWM INPUT VOLTAGE LOW: $V_{il} < 0.5\text{V}$
 - * PWM INPUT FREQUENCY: $FPWM: 100\text{Hz} - 100\text{KHz}$
- Blower will run full speed at 100%, stop at 0%, full speed if PWM not connected