

### VPP36-140

#### Electrical Specifications (@25C)

1. Maximum Power: 5.0VA
2. Input: **Series:** 230VAC, 50/60Hz; **Parallel:** 115VAC, 50/60Hz
3. Output: **Series<sup>1</sup>:** 36.0V CT @ 0.14A; **Parallel<sup>2</sup>:** 18.0V @ 0.28A
4. Voltage Regulation: 25% TYP @ full load to no load
5. Temperature Rise: 30C TYP (45C MAX allowed)
6. Insulation Resistance: 100MΩ
7. Hipot: 4000VAC between primary to secondary and windings to core.

#### Construction:

Dual bobbin construction with an insulated shroud, both made of a high temperature material that exceeds UL flammability requirements.

#### Safety:

Since the dual bobbin construction effectively reduces capacitance, electrostatic shielding is not required. World Series Transformers are designed and manufactured to meet the following agency approvals:



#### Agency File:

UL: File E53148, UL 5085-1 and 2 (formerly UL 506), General Purpose.  
 UL: File E65390, UL 5085-1 and 3 (formerly UL1585), Class 2/3.  
 CSA: File LR 221330. C22.2 NO. 66, General Purpose.  
 TUV: File R72103639, EN 60950, (IEC950) information Technology Equipment.

#### A. Dimensions: Units: In inches

A	B	C	D	E	F	G	H
1.062	1.375	0.187	0.200	0.400	1.312	1.625	1.000

B. PIN DIM. : 0.025 SQ

C. WT Lbs. : 0.37

D. Mounting Holes: 0.112 dia. x 2.0

#### Connections<sup>3</sup>:

**Input:** Series – Pin 1 to Pin 6, Jumper Pin 4 to Pin 3  
 Parallel – Pin 1 to Pin 6, Jumper Pin 1 to Pin 4 and Pin 3 to Pin 6

**Output:** Series – Pin 7 to Pin 12, Jumper Pin 9 to Pin 10  
 Parallel – Pin 7 to Pin 12, Jumper Pin 7 to Pin 10 and Pin 9 to Pin 12

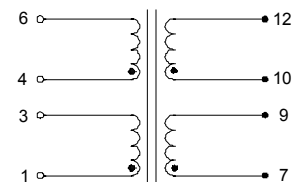
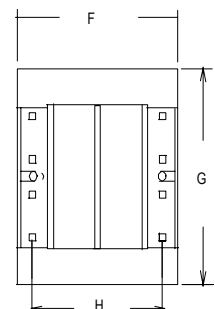
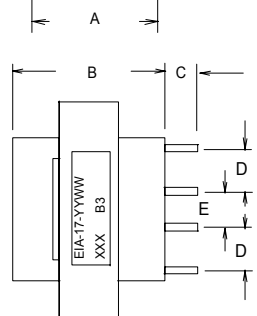
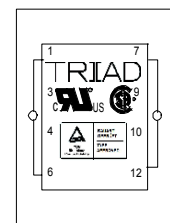

**RoHS Compliance:** As of manufacturing date February 2005, all standard products meet the requirements of 2011/65/EU, known as the RoHS initiative.

\* Upon printing, this document is considered "uncontrolled". Please contact Triad Magnetics' website for the most current version.

<sup>1</sup> Inherently limited. No fusing required. Class 3.

<sup>2</sup> Inherently limited. No fusing required. Class 2 not wet, Class 3 wet.

<sup>3</sup> Primary and secondary windings are designed to be connected in series or parallel. Winding are not intended to be used independently.



SCHMATIC