

### VPP36-1560

#### Electrical Specifications (@25C)

1. Maximum Power: 56.0VA
2. Input: **Series:** 230VAC, 50/60Hz; **Parallel:** 115VAC, 50/60Hz
3. Output: **Series<sup>1</sup>:** 36.0V CT @ 1.56A; **Parallel<sup>2</sup>:** 18.0V @ 3.12A
4. Voltage Regulation: 25% TYP @ full load to no load
5. Temperature Rise: 30C TYP (45C MAX allowed)
6. Insulation Resistance: 100MΩ
7. Hipot: 4000VAC between primary to secondary and windings to core.
8. Recommended Fuse<sup>3</sup>:  
 Series: Littelfuse p/n 313 2HXP, 2.0A 250V, slow blow, ¼ x 1 ¼ or,  
 Cooper Bussmann p/n BKMDL-2, 2.0A 250V, ¼ x 1 ¼  
 Parallel: Littelfuse p/n 313 4 HXP, 4A 250V, slow blow, ¼ x 1 ¼ or,  
 Cooper Bussmann p/n BKMDL-4, 4A 250V, ¼ x 1 ¼

#### Construction:

Dual bobbin construction with an insulated shroud, both made of a high temperature material that exceeds UL flammability requirements.

#### Safety:

Since the dual bobbin construction effectively reduces capacitance, electrostatic shielding is not required. World Series Transformers are designed and manufactured to meet the following agency approvals:



#### Agency File:

UL: File E53148, UL 5085-1 and 2 (formerly UL 506), General Purpose.  
 UL: File E65390, UL 5085-1 and 3 (formerly UL1585), Class 2/3.  
 CSA: File LR 221330. C22.2 NO. 66, General Purpose.  
 TUV: File R72103639, EN 60950, (IEC950) information Technology Equipment.

#### A. Dimensions: Units: In inches

H	W	D	A	B	C	ML	MD	MW
1.812	3.0	2.50	0.600	0.300	1.900	-	2.0	2.5

- B. PIN DIM. : 0.045 SQ  
 C. WT Lbs. : 1.70  
 D. Mounting Holes: 0.180 dia. x 4

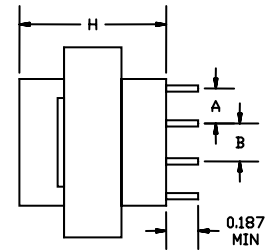
#### Connections<sup>4</sup>:

- Input:** Series – Pin 1 to Pin 6, Jumper Pin 4 to Pin 3  
 Parallel – Pin 1 to Pin 6, Jumper Pin 1 to Pin 4 and Pin 3 to Pin 6  
**Output:** Series – Pin 7 to Pin 12, Jumper Pin 9 to Pin 10  
 Parallel – Pin 7 to Pin 12, Jumper Pin 7 to Pin 10 and Pin 9 to Pin 12

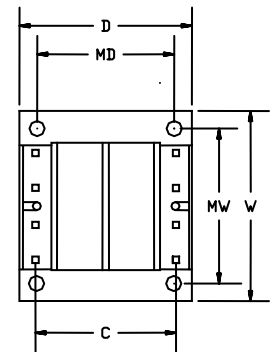
**RoHS Compliance:** As of manufacturing date February 2005, all standard products meet the requirements of 2011/65/EU, known as the RoHS initiative.

\* Upon printing, this document is considered "uncontrolled". Please contact Triad Magnetics' website for the most current version.

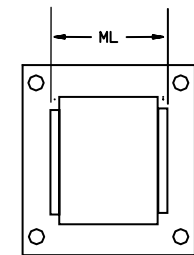
<sup>1</sup> Non-Inherently limited. Class 3.  
<sup>2</sup> Non-Inherently limited. Class 2 not wet, Class 3 wet.  
<sup>3</sup> Fuse must be used on **secondary** as conditions of acceptability for UL Class2/3 operation.  
<sup>4</sup> Primary and secondary windings are designed to be connected in series or parallel. Winding are not intended to be used independently.



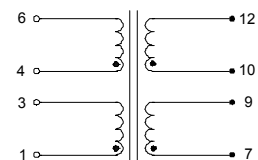
SIDE VIEW



BOTTOM VIEW



TOP VIEW



SCHEMATIC