

Power/input isolating amplifier - MACX MCR-EX-SL-RPSSI-I-UP-SP - 2924029

Please be informed that the data shown in this PDF Document is generated from our Online Catalog. Please find the complete data in the user's documentation. Our General Terms of Use for Downloads are valid (<http://phoenixcontact.com/download>)




Ex i repeater power supply and input isolating amplifier, HART Sends fed or active 0/4-20 mA signals from the Ex area to a load (active or passive) to the safe area. Electrical 3-way isolation; SIL 2, wide range power supply.

Your advantages

- ✓ 250 Ω resistor that can be activated via DIP switches to increase HART impedance for low-resistance systems
- ✓ Up to SIL 2 according to EN 61508
- ✓ Installation in zone 2, protection type "n" (EN 60079-15) permitted
- ✓ 0/4 ... 20 mA input, [Ex ia] IIC (powered or not powered)
- ✓ 3-way electrical isolation
- ✓ 0/4 ... 20 mA output (active or passive), 0/1 ... 5 V, can be selected via DIP switches
- ✓ Wide-range power supply of 19.2 ... 253 V AC/DC
- ✓ Bidirectional transmission of digital HART communication signals
- ✓ Plug-in screw or spring-cage connection technology (Push-in technology), with integrated sockets for HART communicators



Key Commercial Data

Packing unit	1 pc
GTIN	 4 046356 338172
GTIN	4046356338172

Technical data

Note

Utilization restriction	EMC: class A product, see manufacturer's declaration in the download area
-------------------------	---

Dimensions

Width	17.5 mm
Height	99 mm

Power/input isolating amplifier - MACX MCR-EX-SL-RPSSI-I-UP-SP - 2924029

Technical data

Dimensions

Depth	114.5 mm
-------	----------

Ambient conditions

Ambient temperature (operation)	-20 °C ... 60 °C (Any mounting position)
Ambient temperature (storage/transport)	-40 °C ... 80 °C
Maximum altitude	≤ 2000 m
Permissible humidity (operation)	10 % ... 95 % (non-condensing)
Degree of protection	IP20
Noise immunity	EN 61000-6-2 When being exposed to interference, there may be minimal deviations.

Input data

Signal input	Active current input, intrinsically safe
Current input signal	4 mA ... 20 mA
Transmitter supply voltage	> 16 V (20 mA)
	> 15.3 V (22.5 mA)
Signal input	Passive current input, intrinsically safe
Current input signal	0 mA ... 20 mA
	4 mA ... 20 mA
Voltage drop	< 3.5 V (in input isolating amplifier operation)

Output data

Signal output	Current output
Voltage output signal	1 V ... 5 V (internal resistance, 250 Ω, 0.1%)
	Configurable via DIP switches
Current output signal	4 mA ... 20 mA (active)
	4 mA ... 20 mA (14 ... 26 V ext. source voltage)
Transmission Behavior	1:1 to input signal
Load/output load current output	< 600 Ω (20 mA)
	< 525 Ω (22.5 mA)
Output ripple	< 20 mV _{rms}
Output behavior in the event of an error	0 mA (Cable break in the input)
	≥ 22.5 mA (Cable short-circuit in the input)
Signal output	Current output (active and passive)
Voltage output signal	0 V ... 5 V (internal resistance, 250 Ω, 0.1%)
	1 V ... 5 V (internal resistance, 250 Ω, 0.1%)
Current output signal	0 mA ... 20 mA (active)
	4 mA ... 20 mA (active)
	0 mA ... 20 mA (14 ... 26 V ext. source voltage)
	4 mA ... 20 mA (14 ... 26 V ext. source voltage)
Load/output load current output	< 600 Ω (20 mA)

Power/input isolating amplifier - MACX MCR-EX-SL-RPSSI-I-UP-SP - 2924029

Technical data

Output data

	< 525 Ω (22.5 mA)
Output ripple	< 20 mV _{rms}
Output behavior in the event of an error	0 mA (Cable break in the input)
	0 mA (Cable short-circuit in the input)

Power supply

Designation	Repeater power supply operation
Supply voltage range	24 V ... 230 V AC/DC (-20 %/+10 %, 50/60 Hz)
Max. current consumption	< 80 mA (24 V DC / 20 mA)
Power dissipation	< 1.6 W (24 V DC/ 20 mA)
Designation	Signal conditioner operation
Nominal supply voltage range	24 V AC/DC ... 230 V AC/DC (50/60 Hz)
Supply voltage range	19.2 V AC/DC ... 253 V AC/DC (24 V AC/DC ... 230 V AC/DC (-20 % ... +10 %, 50/60 Hz))
Max. current consumption	< 45 mA (24 V DC/ 20 mA)
Power dissipation	< 1.1 W (24 V DC/ 20 mA)

Connection data

Connection method	Push-in connection
Stripping length	8 mm
Conductor cross section solid	0.2 mm ² ... 1.5 mm ²
Conductor cross section flexible	0.2 mm ² ... 1.5 mm ²
Conductor cross section AWG	24 ... 16

General

No. of channels	1
Maximum transmission error	< 0.1 % (of final value)
Transmission error, typical	< 0.05 % (of final value)
Maximum temperature coefficient	< 0.01 %/K
Step response (10-90%)	< 600 μs (for 4 mA ... 20 mA step)
Status display	Green LED (supply voltage)
Flammability rating according to UL 94	V0
Degree of pollution	2
Overvoltage category	II
Electromagnetic compatibility	Conformance with EMC directive
Interference emission	EN 61000-6-4
Housing material	PA 6.6-FR
Color	gray
Designation	Input/output/power supply
Electrical isolation	300 V _{rms} (Rated insulation voltage (overvoltage category II; degree of pollution 2, safe isolation as per EN 61010-1))
	2.5 kV (50 Hz, 1 min., test voltage)

Power/input isolating amplifier - MACX MCR-EX-SL-RPSSI-I-UP-SP - 2924029

Technical data

General

Designation	Input/output
Electrical isolation	375 V (Peak value in accordance with EN 60079-11)
Designation	Input/power supply
Electrical isolation	375 V (Peak value in accordance with EN 60079-11)
Conformance	CE-compliant, additionally EN 61326
ATEX	# II (1) G [Ex ia Ga] IIC/IIB
	# II (1) D [Ex ia Da] IIIC
	# II 3(1) G Ex nA [ia Ga] IIC/IIB T4 Gc
IECEX	[Ex ia Ga] IIC/IIB
	[Ex ia Da] IIIC
	Ex nA [ia Ga] IIC/IIB T4 Gc
UL, USA/Canada	Class I Div 2; IS for Class I, II, III Div 1
SIL	2

Data communication (bypass)

HART function	Yes
Protocols supported	HART

Safety data

Operation	Repeater power supply operation
Max. output voltage U_o	25.2 V
Max. output current I_o	93 mA
Max. output power P_o	587 mW
Group	IIC
Max. external inductivity L_o	2 mH
Max. external capacity C_o	107 nF
Group	IIB
Max. external inductivity L_o	4 mH
Max. external capacity C_o	820 nF
Safety-related maximum voltage U_m	253 V AC/DC (Supply terminals)
Operation	Signal conditioner operation
Input voltage U_i	≤ 30 V
Input current I_i	≤ 150 mA
Max. internal inductance L_i	negligible
Max. internal capacitance C_i	negligible

EMC data

Designation	Electromagnetic RF field
Standards/regulations	EN 61000-4-3
Typical deviation from the measuring range final value	1 %

Power/input isolating amplifier - MACX MCR-EX-SL-RPSSI-I-UP-SP - 2924029

Technical data

EMC data

Designation	Fast transients (burst)
Standards/regulations	EN 61000-4-4
Typical deviation from the measuring range final value	1 %
Designation	Conducted interferences
Standards/regulations	EN 61000-4-6
Typical deviation from the measuring range final value	1 %

Standards and Regulations

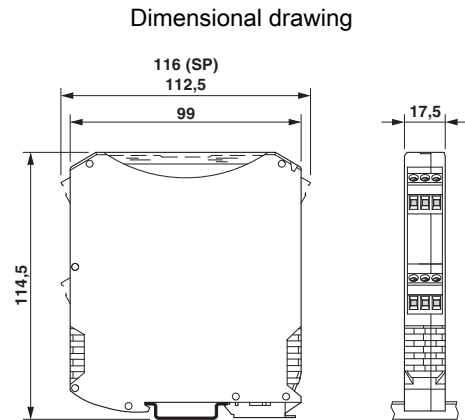
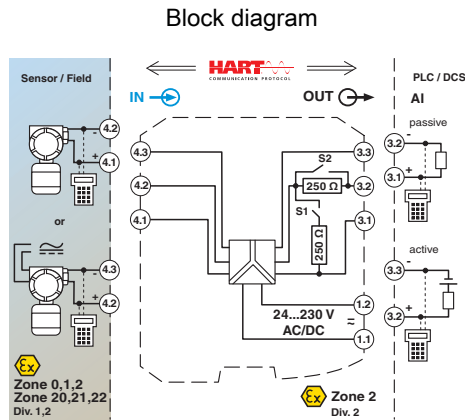
Electromagnetic compatibility	Conformance with EMC directive
Noise emission	EN 61000-6-4
Designation	Electromagnetic RF field
Standards/regulations	EN 61000-4-3
	EN 61000-4-4
Designation	Conducted interferences
Standards/regulations	EN 61000-4-6
Flammability rating according to UL 94	V0
Conformance	CE-compliant, additionally EN 61326
ATEX	# II (1) G [Ex ia Ga] IIC/IIB
	# II (1) D [Ex ia Da] IIIC
	# II 3(1) G Ex nA [ia Ga] IIC/IIB T4 Gc
IECEx	[Ex ia Ga] IIC/IIB
	[Ex ia Da] IIIC
	Ex nA [ia Ga] IIC/IIB T4 Gc
UL, USA/Canada	Class I Div 2; IS for Class I, II, III Div 1
Group	IIC
	IIB

Environmental Product Compliance

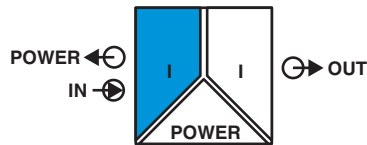
REACH SVHC	Lead 7439-92-1
China RoHS	Environmentally Friendly Use Period = 50
	For details about hazardous substances go to tab "Downloads", Category "Manufacturer's declaration"

Drawings

Power/input isolating amplifier - MACX MCR-EX-SL-RPSSI-I-UP-SP - 2924029



Pictogram



Approvals

Approvals

Approvals

UL Listed / cUL Listed / Functional Safety / cULus Listed

Ex Approvals

IECEX / ATEX / UL Listed / cUL Listed / EAC Ex / cULus Listed


Approvals submitted


GL

Approval details


Power/input isolating amplifier - MACX MCR-EX-SL-RPSSI-I-UP-SP - 2924029

Approvals

UL Listed		http://database.ul.com/cgi-bin/XYV/template/LISEXT/1FRAME/index.htm	FILE E 330267
-----------	---	---	---------------

cUL Listed		http://database.ul.com/cgi-bin/XYV/template/LISEXT/1FRAME/index.htm	FILE E 330267
------------	---	---	---------------

Functional Safety			BVS PB 09/08
-------------------	--	--	--------------

cULus Listed			
--------------	---	--	--

Phoenix Contact 2019 © - all rights reserved
<http://www.phoenixcontact.com>

PHOENIX CONTACT GmbH & Co. KG
Flachsmarktstr. 8
32825 Blomberg
Germany
Tel. +49 5235 300
Fax +49 5235 3 41200
<http://www.phoenixcontact.com>