THIS DRAWING IS UNPUBLISHED. RELEASED FOR PUBLICATION 20
© COPYRIGHT 20 BY - ALL RIGHTS RESERVED.

LOC	DIST

REVISIONS

P	LTR	DESCRIPTION	DATE	DWN	APVD
	C	REVISED PER E.O. A4622	02MAY1986		JA
	D	REVISED/REDRAWN PER E.O. P18810	14JAN2005		RDR
	E	REVISED PER E.O. P19890	16JUN2008	RM	RDR
	F	REVISED PER PCN :E-18-004623	27MAR2018	DD	DM

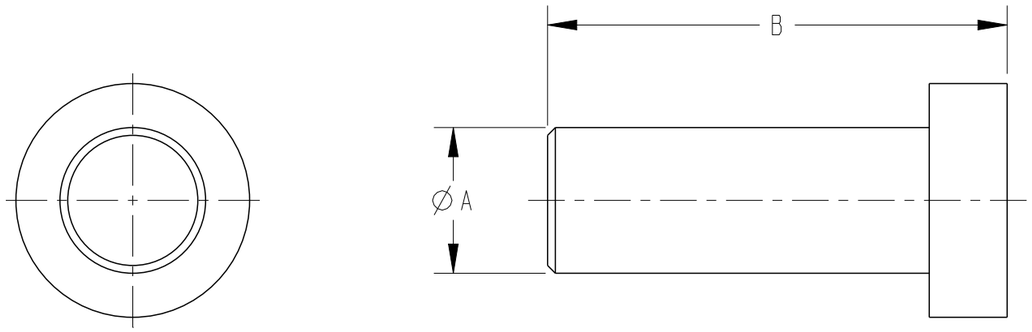

SIZE 8

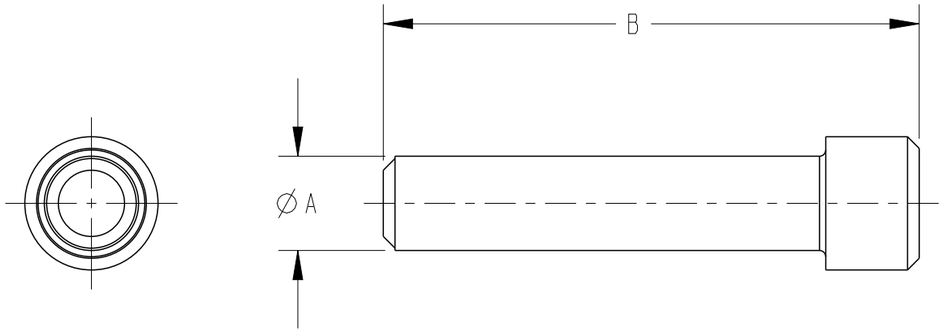

SIZE 12 & 16

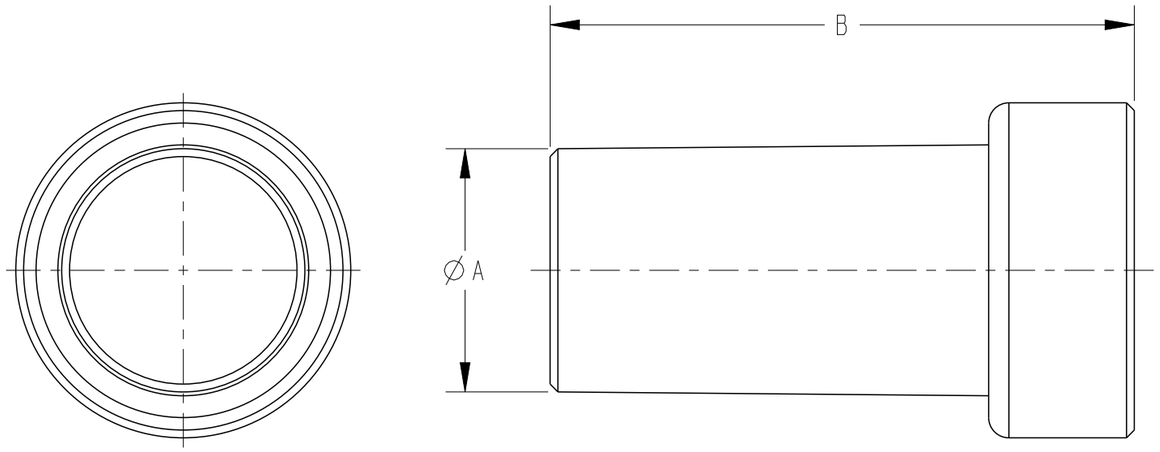

SIZE 4

CONTACT SIZE	TE INTERNAL PN	DEUTSCH PN	COLOR	A ±.010 [±.25]	B ±.030 [±.76]
12 & 16	114017-ZZ	114017	WHITE	.121 [3.07]	.688 [17.48]
8	114018-ZZ	114018	WHITE	.187 [4.75]	.590 [14.99]
4	114019-ZZ	114019	RED-ORANGE	.312 [7.92]	.750 [19.05]

1 MATERIAL: SIZES 16, 12, & 8 - PBT GF30
SIZE 4 - VMQ

NOTES: UNLESS OTHEWISE SPECIFIED

THIS DRAWING IS A CONTROLLED DOCUMENT.

DIMENSIONS: in [mm]

TOLERANCES UNLESS OTHERWISE SPECIFIED:
0 PLC ±
1 PLC ±
2 PLC ±
3 PLC ± SEE TABLE
4 PLC ±
ANGLES ±0° 30′0"

MATERIAL 1

FINISH

DWN R.MESSENGER 12JAN2005
CHK I.GRANTCHAROVA 13JUN2008
APVD S.BEARD 04JUN2008
PRODUCT SPEC -
APPLICATION SPEC -
WEIGHT -

TE Connectivity

NAME PLUG, SEALING
INDUSTRIAL CONNECTOR
SIZES 16, 12, 8, AND 4

SIZE	CAGE CODE	DRAWING NO	RESTRICTED TO
A3	4AFU8	C-114017/114019	-

CUSTOMER DRAWING | SCALE 5:1 | SHEET 1 OF 1 | REV F