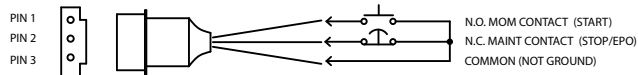
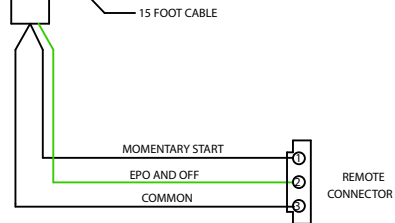
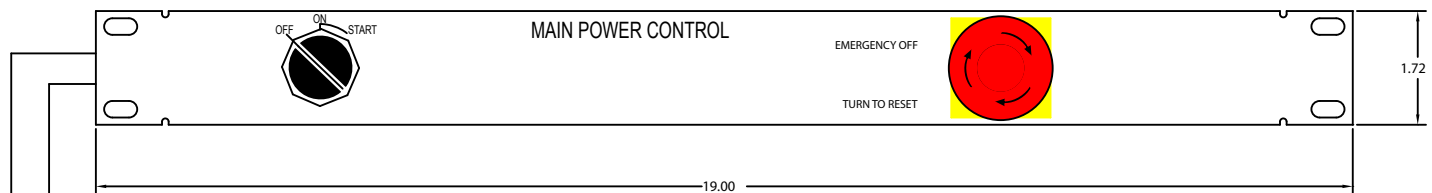
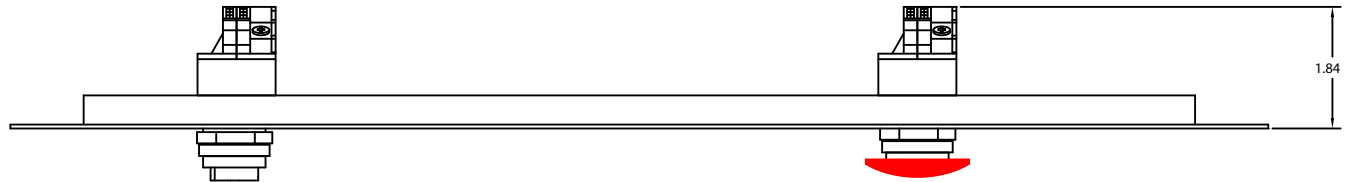


LTR	ECO No.	REVISION	DR	CK	AP	DATE
A		RELEASED	J.O.			15 NOV 99
B	8011	UPDATE CHASSIS & TEXT	LS	J.O.		21 OCT 04
C	8309	UPDATE TO RoHS PRODUCT	LS	DK		08 MAY 05
D	8696	UPDATE LOGO & TEXT	J.O.			12 MAY 09



1. RACK MOUNTED STEEL CHASSIS, BLACK MEDIUM TEXTURE  
19.00" WIDE FLUSH MOUNTING  
1.72" HIGH  
1.84" DEEP  
  
SILK SCREENING:  
TEXT IS WHITE  
YELLOW BACKGROUND AROUND EPO BUTTON
3. EMERGENCY OFF SWITCH: RED MUSHROOM PUSHBUTTON SWITCH.  
PUSH TO ACTIVATE EMERGENCY POWER OFF &  
TURN KNOB CLOCKWISE TO RESET EPO
4. SELECTOR SWITCH: 1 SWITCH, 3-POSITION  
"OFF" TURNS UNIT OFF AND HOLDS OFF  
"ON" TURNS UNIT ON  
"START" IS MOMENTARY AND STARTS UNIT
5. REMOTE CABLE: 22/3 CABLE, 15 FEET LONG WITH 3 PIN CONNECTOR.
6. RoHS COMPLIANT PRODUCT PER  
DIRECTIVE 2002/95/EC WITH  
APPLICABLE EXEMPTIONS

NYCOMED OR SALES APPROVAL

3200 S. Susan Street, Santa Ana, CA 92704 Phone (714) 540-4229 Fax (714) 641-9062 www.epdu.com		THE INFORMATION AND DESIGN DISCLOSED HEREIN WAS ORIGINATED BY AND IS THE PROPERTY OF EATON CORPORATION. EATON CORPORATION RESERVES ALL PATENT, PROPRIETARY, DESIGN, MANUFACTURING, REPRODUCTION, USE AND SALE RIGHTS THEREIN AND TO ANY ARTICLE DISCLOSED THEREIN, EXCEPT TO THE EXTENT RIGHTS ARE EXPRESSLY GRANTED TO OTHERS. THE FOREGOING DOES NOT APPLY TO VENDOR PROPRIETARY PARTS. COPYRIGHT © 2009 EATON CORPORATION		DIMENSIONS IN INCHES TOLERANCES DECIMALS ANGLES X.XX ±.005 X.XX ±.010 UNLESS OTHERWISE SPECIFIED		DRAWN BY: J. OSBORNE SCALE: 1:1 SHEET: 1 OF 1		DWG FILENAME: RCP_100_BLK_LT_2604D_ME.DWG RCP100-BLK-LT ASSY 2604 RCP_100_BLK_LT_2604D_ME		REV: D
---	--	--	--	---	--	---	--	---	--	--------