


Features

- ◆ Smallest encapsulated 20W converter!
Ultra compact size: 1.0" x 1.0" x 0.4"
- ◆ Shielded metal case with isolated baseplate
- ◆ Ultrawide 4:1 input voltage ranges
- ◆ Very high efficiency up to 90%
- ◆ Output voltage adjustable
- ◆ Remote On/Off control
- ◆ Operating temp. range -40°C to $+75^{\circ}\text{C}$
and up to $+85^{\circ}\text{C}$ with heat-sink
- ◆ I/O isolation voltage 1500 VDC
- ◆ Lead free design, RoHS compliant
- ◆ 3-year product warranty



The THL 20WI series is the latest generation of dc-dc converter modules with highest power density. The product achieves 20 Watt output power while it comes in a metal case with dimensions of only 1.0"x 1.0"x 0.4".

All models have an ultra wide 4:1 input voltage range and precisely regulated output voltages. Highest efficiency of up to 90% makes this product very reliable and applicable in temperature ranges of up to $+75^{\circ}\text{C}$ or $+85^{\circ}\text{C}$ with optional mounted heat sink. Typical applications are in mobile equipments, instrumentation, distributed power architectures in communication and industrial electronics and everywhere where space on the PCB is critical.

Models				
Order code	Input voltage range	Output voltage	Output current max.	Efficiency typ.
THL 20-2410WI	9 – 36 VDC (24 VDC nominal)	3.3 VDC	4500 mA	87 %
THL 20-2411WI		5.0 VDC	4000 mA	89 %
THL 20-2412WI		12 VDC	1670 mA	89 %
THL 20-2413WI		15 VDC	1340 mA	89 %
THL 20-2415WI		24 VDC	835 mA	88 %
THL 20-2422WI		± 12 VDC	± 835 mA	89 %
THL 20-2423WI		± 15 VDC	± 670 mA	89 %
THL 20-4810WI		18 – 75 VDC (48 VDC nominal)	3.3 VDC	4500 mA
THL 20-4811WI	5.0 VDC		4000 mA	89 %
THL 20-4812WI	12 VDC		1670 mA	89 %
THL 20-4813WI	15 VDC		1340 mA	89 %
THL 20-4815WI	24 VDC		835 mA	88 %
THL 20-4822WI	± 12 VDC		± 835 mA	89 %
THL 20-4823WI	± 15 VDC		± 670 mA	89 %

Input Specifications

Input current at no load (at nominal input voltage)	- 24 Vin	3.3 VDC models: 80 mA typ. 5.0 VDC models: 90 mA Typ. all other models: 40 mA typ.
	- 48 Vin	3.3 VDC models: 40 mA typ. 5.0 VDC models: 45 mA typ. all other models: 25 mA typ.
Input current at full load (at nominal input voltage)	- 24 Vin	3.3 VDC models: 700 mA typ. other models: 940 mA typ..
	- 48 Vin	3.3 VDC models: 350 mA typ. other models: 470 mA typ.
Start-up voltage	24 V models: 48 V models:	9 VDC (or lower) 18 VDC (or lower)
Surge voltage (1 s max.)	24 Vin models: 48 Vin models:	50 V max. 100 V max.
Reflected input ripple current	24 Vin models: 48 Vin models:	50 mAp-p typ. 30 mAp-p typ.
Conducted noise (input)		EN 55032 class A, FCC part 15, level A with external components (see application note)
ESD (electrostatic discharge)		EN 61000-4-2, air ± 8 kV, contact ± 4 kV, perf. criteria B
Radiated immunity		EN 61000-4-3, 10 V/m, perf. criteria A
Recommended input fuse (slow blow)	24 Vin models:	5000 mA
	48 Vin models:	2500 mA

Output Specifications

Voltage set accuracy		± 1 %
Output voltage adj. range	- For further information see application note	± 10 % for single output models only www.tracopower.com/overview/thl20wi
Regulation	- Input variation (Vmin - Vmax)	single output models: 0.2 % max. dual output models: 0.5 % max.
	- Load variation	single output models: 0.5 % max. (0 - 100 % load) dual output models: 1.0 % max. (8 - 100 % balanced load)
Minimum load	single output models: dual output models:	not required 8 % of rated max current (operation at lower load condition will not damage the converters. However, they may not meet all listed specifications)
Ripple and noise (20 MHz bandwidth)	3.3 & 5.0 VDC models: 12 & 15 VDC models: 24 VDC models:	75 mVp-p typ. 100 mVp-p typ. 150 mVp-p typ. Measured with a 1 μ F M/C and a 10 μ F T/C
Temperature coefficient		± 0.02 %/K
Output current limitation		at 150 % of Iout max., foldback
Short circuit protection		indefinite, automatic recovery
Transient response setting time		300 μ s typ. (25% load step change)
Max. capacitive load	3.3 VDC models:	10'300 μ F
	5 VDC models:	6'800 μ F
	12 VDC models:	1'200 μ F
	15 VDC models:	750 μ F
	24 VDC models:	300 μ F
	± 12 VDC models:	680 μ F (each output)
	± 15 VDC models:	380 μ F (each output)

General Specifications

Temperature ranges	<ul style="list-style-type: none"> - Operating (convection cooling 50 LFM, 0.25 m/s) - Operating with heat sink (natural convection 20 LFM) - Case temperature - Storage 	<ul style="list-style-type: none"> -40°C to +75°C (with derating) -40°C to +85°C (with derating) +105°C max. -50°C to +125°C 	
Load derating (convection cooling 50 LFM, 0.25 m/s)	<ul style="list-style-type: none"> - without heat sink - with heat sink 	<ul style="list-style-type: none"> 24 Vin; 3.3 VDC models: 48 Vin; 3.3 VDC models: 5, 12 & 15 VDC single output models: 24 VDC output models: dual output models: 24 V; 3.3 VDC models: 48 V; 3.3 VDC models: 5, 12 & 15 VDC output models: 24 VDC output models: dual output models: 	<ul style="list-style-type: none"> 2.5 %/K above +64°C 2.7 %/K above +68°C 2.2 %/K above +60°C 2.0 %/K above +55°C 2.2 %/K above +60°C 3.3 %/K above +70°C 3.2 %/K above +74°C 3.1 %/K above +67°C 2.7 %/K above +63°C 3.1 %/K above +67°C
Thermal inpedance	<ul style="list-style-type: none"> - Natural convection - Natural convection with heat sink 	<ul style="list-style-type: none"> 18.2°C/W 15.3°C/W 	
Humidity (non condensing)		95 % rel H max.	
Reliability, calculated MTBF (MIL-HDBK-217F, at +25°C, ground benign)		>451'600 h	
Isolation voltage (60 s)	- Input/Output	1500 VDC	
Isolation capacitance	<ul style="list-style-type: none"> - Input/Output (100 kHz, 1 V) - Input/Case - Output/Case 	<ul style="list-style-type: none"> 1500 pF max. 1000 VDC 1000 VDC 	
Isolation resistance	- Input/Output (500 VDC)	>1000 MOhm	
Remote On/Off	<ul style="list-style-type: none"> - On: - Off: - Off idle current: 	<ul style="list-style-type: none"> 3.5 ... 12 VDC or open circuit 0 ... 1.2 VDC or short circuit pin 6 and pin 2 10 mA 	
Switching frequency (fixed)		330 kHz typ. (pulse width modulation PWM)	
Altitude during operation		5'000 m max. (16'400 ft) approved	
Safety standards (designed to meet)		UL/cUL 60950-1, IEC/EN 60950-1	
Safety approvals	<ul style="list-style-type: none"> - CSA certificate of compliance - CB test certificate - Certification documents 	<ul style="list-style-type: none"> CAN/CSA-C22.2 No 60950-1-07, Am 1:2011 ANSI/UL Std No 60950-1, 2nd Ed, AM 1:2011 IEC 60950-1:2005 2nd Ed, Am 1:2009 www.tracopower.com/overview/thl20wi 	
Environmental compliance	<ul style="list-style-type: none"> - Reach - RoHS 	<ul style="list-style-type: none"> www.tracopower.com/info/reach-declaration.pdf RoHS directive 2011/65/EU 	

Physical Specifications

Casing material	aluminium alloy
Pin material	copper alloy with gold platet nickel subplate
Baseplate	non conductive FR4
Potting material	epoxy (UL 94V-0 rated)
Weight	15 g (0.53 oz)
Soldering temperature	260°C / 10 s max.

Application note : www.tracopower.com/overview/thl20wi

All specifications valid at nominal input voltage, full load and +25°C after warm-up time unless otherwise stated.

Outline Dimensions



Pin-Out		
Pin	Single	Dual
1	+Vin (Vcc)	+Vin (Vcc)
2	-Vin (GND)	-Vin (GND)
3	+Vout	+Vout
4	Trim	Common
5	-Vout	-Vout
6	Remote On/Off	

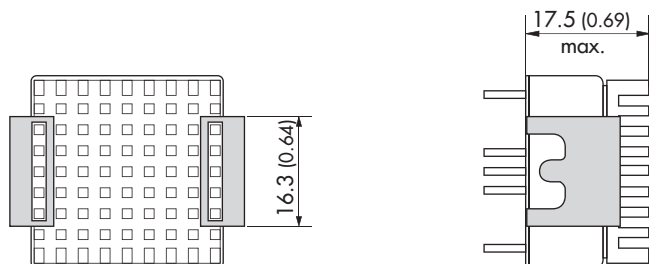
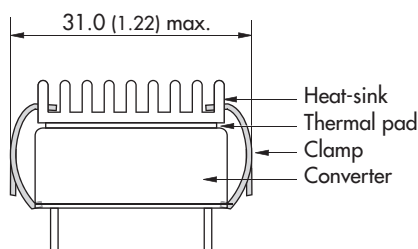
Dimensions in [mm], () = Inch
 Pin diameter \varnothing 1.0 (0.04)
 Pin pitch tolerances: ± 0.25 (± 0.01)
 Tolerances: ± 0.5 (± 0.02)

Heat-Sink (Option)

Order code: THL-HS1
 (cont.: heat-sink, thermal pad, 2 clamps)
Material: Aluminum
Finish: Anodic treatment (black)
Weight: 4 g (0.14 oz) without converter
 Thermal impedance after assembling: 15.8 K/W



Note:
 The product label on converter has to be removed before mounting the heat-sink.
 For volume orders converters will be supplied with heat-sink already mounted. Please contact factory for quotation.
 Separate heat-sinks are only available for prototypes and small quantity orders.



Specifications can be changed without notice! Make sure you are using the latest documentation, downloadable at www.tracopower.com