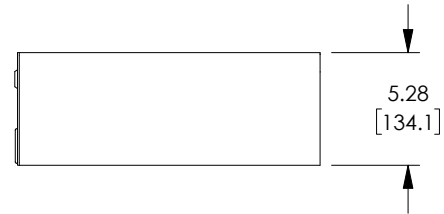
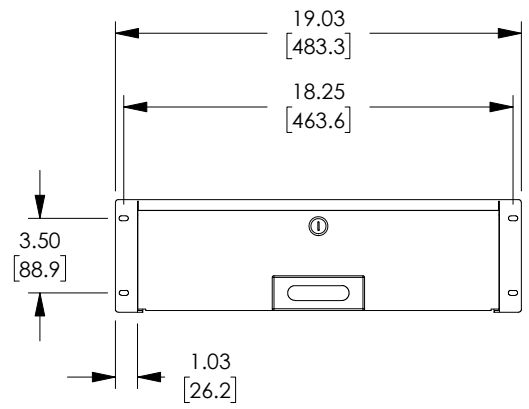
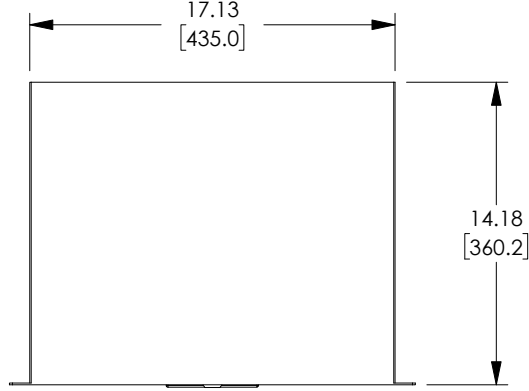


THE INFORMATION CONTAINED IN THIS DRAWING IS THE SOLE PROPERTY OF L-COM, INC. ANY REPRODUCTION IN PART OR WHOLE WITHOUT THE WRITTEN PERMISSION OF L-COM, INC. IS PROHIBITED.

REVISIONS			
REV	DESCRIPTION	DATE	APPROVED
A	REV A DRAWING RELEASED	11/26/2018	JYOU
B	ECN 9837: REVISED DRAWING DIMENSIONS AND FORMAT	05/02/2019	DFRISIELLO
C	ECN 9933: REVISED MTG HOLES, DIMS, REMOVED REAR VIEW	07/02/2019	DFRISIELLO
D	ECN 9975: REVISED 3D MODEL AND DRAWING	07/16/2019	MMARTINEZ



NOTES:
1. ALL DIMENSIONS ARE FOR REFERENCE ONLY.

UNLESS OTHERWISE SPECIFIED, DIMENSIONS ARE IN INCHES [mm] OVERALL CABLE LENGTH TOLERANCE: ≤12 [305] = +1 [25] / -0 >12 [305] ≤60 [1524] = +2 [51] / -0 >60 [1524] ≤120 [3048] = +4 [102] / -0 >120 [3048] ≤300 [7620] = +6 [152] / -0 >300 [7620] = +5% / -0% ALL OTHER DIMENSIONAL TOLERANCES: .X = ±.2 [5.08] .XX = ±.02 [51] .XXX = ±.005 [1.13]	APPROVALS DRAWN BY JYOU	DATE 11/01/2018		50 HIGH STREET NORTH ANDOVER, MA 01845		
	CHECKED BY BGATES	11/01/2018			CATEGORY RACK PANELS	
	APPROVED BY BGATES	11/01/2018	PRODUCT DESCRIPTION L-COM HEAVY DUTY 19" RACK MOUNT DRAWERS 3U			
	PROJECTION 	CONFIGURATION DETAILS OF UNDIMENSIONED FEATURES MAY VARY	COLOR VARIATIONS MAY OCCUR	SIZE A	FSCM NO. 43321	DWG. NO. RP00004-4
			SCALE: NONE	CAD FILE: RP00004-4.SLDDRW	SHEET 1 OF 1	