

SENTRON, Switch disconnecter 3LD, main switch, 3-pole, Iu: 25 A, Operating power / at AC-23 A at 400 V: 9.5 kW, molded-plastic encapsulation for inch cable gland, 1 NC, 1 NO, rotary operating mechanism, black



Model	
Product brand name	SENTRON
Product designation	3LD Switch disconnecter
Design of the product	Main switch
Display version / for switch position indicator manual operation	1 ON - 0 OFF
Design of the operating mechanism	Short rotary knob
Design of handle	rotary operating mechanism, black
Type of the driving mechanism / motor drive	No

General technical data	
Number of poles	3
Number of poles / Note	PE
Type of device	fixed mounting
Type of switch	Molded-plastic enclosure for inch threaded joint
Size of switch disconnecter	2
Electrical endurance (switching cycles) / at AC-23 A / at 690 V / at 50/60 Hz	6 000
Mechanical service life (switching cycles) / typical	100 000
Operating frequency / maximum	50 1/h

Voltage	
Insulation voltage / rated value	690 V
Surge voltage resistance / rated value	6 kV
Current / at AC / rated value	25 A
Operating voltage	
• at AC / at 50/60 Hz / rated value	690 V

Protection class	
Protection class IP	IP65
Protection class IP / on the front	IP65

Dissipation	
Power loss [W] / for rated value of the current / at AC / in hot operating state / per pole	1.1 W

Current	
Continuous current / rated value	25 A
Continuous current / of upstream fuse / rated value	25 A
Short-time current resistance (I <sub>cw</sub> ) / at 690 V / limited to 1 s / rated value	640 A

Main circuit	
Operating frequency	
• initial value	50 Hz
• Full-scale value	60 Hz
Operating power	
• at AC-23 A / at 400 V / rated value	9.5 kW
• at AC-23 A / at 690 V / rated value	9.5 kW
• at AC-3 / at 400 V / rated value	7.5 kW
• at AC-3 / at 690 V / rated value	7.5 kW

Auxiliary circuit	
Number of CO contacts / for auxiliary contacts	0
Number of NC contacts / for auxiliary contacts	1
Number of NO contacts / for auxiliary contacts	1
Operating voltage / of auxiliary contacts / at AC / maximum	500 V
Continuous current / of the auxiliary contact / rated value	10 A
Insulation voltage / of the auxiliary switch / rated value	500 V

Suitability	
<b>Suitability for use</b>	
• Main switch	Yes
• switch disconnecter	Yes
• EMERGENCY OFF switch	No

- safety switch Yes
- maintenance/repair switch Yes

### Product details

Product feature / interlock	Yes
Number of bracket locks / maximum	3
Hasp thickness / of the bracket locks / minimum	4 mm
Hasp thickness / of the bracket locks / maximum	8 mm
Product extension / optional	
• motor drive	No
• Voltage trigger	No

### Short circuit

Conditional short-circuit current / with line-side fuse protection	
• at 690 V / by gG fuse / rated value	50 kA

### Connections

<b>Type of electrical connection</b>	
• for main current circuit	box terminal
• for auxiliary contacts	connection terminals

### Requirements





Design of the fuse link	
• for short-circuit protection of the main circuit / required	fuse gL/gG: 25 A
• for short-circuit protection of the auxiliary switch / required	fuse gL/gG: 10 A

### Mechanical Design

Height	164 mm
Width	100 mm
Depth	118 mm
Mounting type	Complete unit in enclosure
Mounting type	
• front mounting with 4-hole attachment	No
• front mounting with central attachment	Yes
• rail mounting	No
Net weight	489 g

### Certificates

Reference code	
• acc. to DIN EN 61346-2	S
• acc. to DIN EN 81346-2	SF

General Product Approval			Declaration of Conformity	Test Certificates
 CSA	 UL	 VDE	<a href="#">Miscellaneous</a>	 EG-Konf.
				<a href="#">Miscellaneous</a>

Shipping Approval	other



LRS

[Environmental Con-  
firmations](#)

## Further information

### Information- and Downloadcenter (Catalogs, Brochures,...)

<http://www.siemens.com/lowvoltage/catalogs>

### Industry Mall (Online ordering system)

<https://mall.industry.siemens.com/mall/en/en/Catalog/product?mlfb=3LD2164-1GP51-0US2>

### Service&Support (Manuals, Certificates, Characteristics, FAQs,...)

<https://support.industry.siemens.com/cs/ww/en/ps/3LD2164-1GP51-0US2>

### Image database (product images, 2D dimension drawings, 3D models, device circuit diagrams, ...)

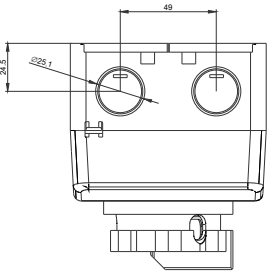
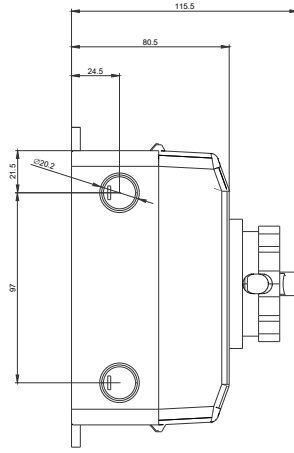
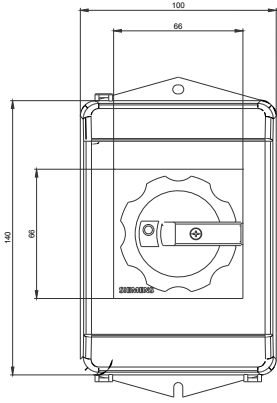
[http://www.automation.siemens.com/bilddb/cax\\_en.aspx?mlfb=3LD2164-1GP51-0US2](http://www.automation.siemens.com/bilddb/cax_en.aspx?mlfb=3LD2164-1GP51-0US2)

### CAX-Online-Generator

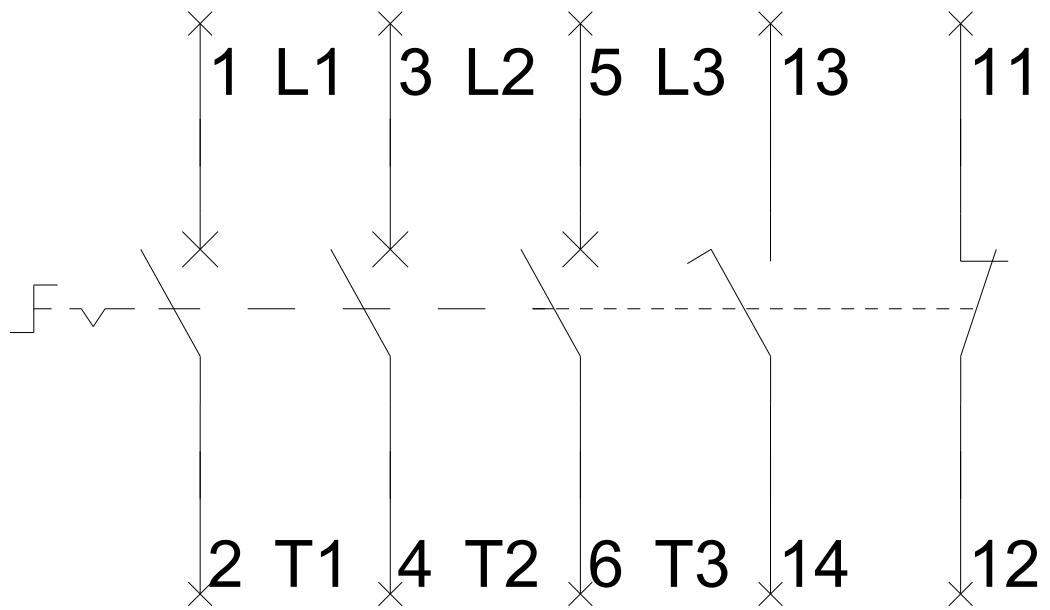
<http://www.siemens.com/cax>

### Tender specifications

<http://www.siemens.com/specifications>



**-Q1**



# -CI

