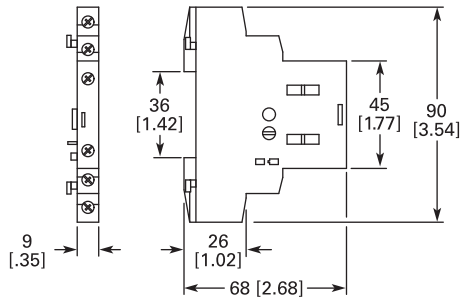
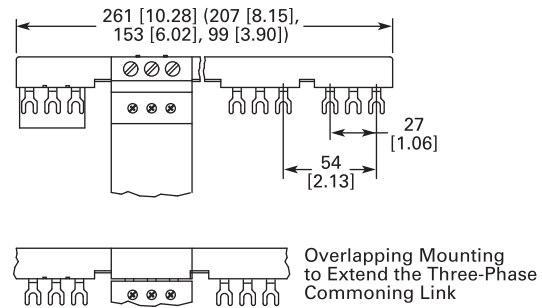


Approximate Dimensions in mm [in]

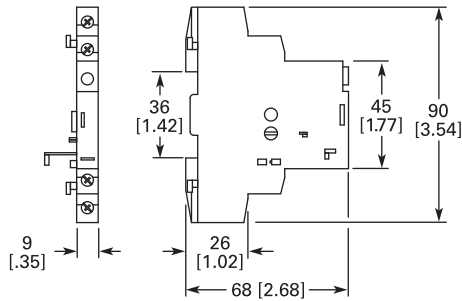
**Standard Auxiliary Contact—XTPAXSA\_**



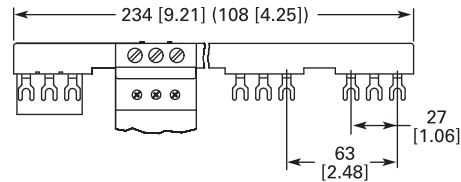
**Three-Phase Commoning Link—XTPAXCLKB5, XTPAXCLKB4, XTPAXCLKB3 and XTPAXCLKB2**



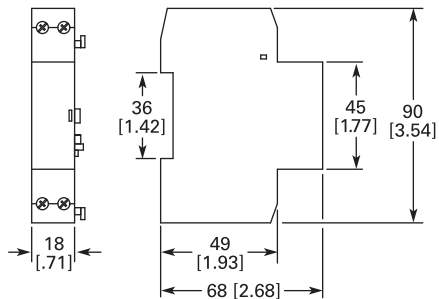
**Trip Indicating Auxiliary Contact—XTPAXSATR\_**



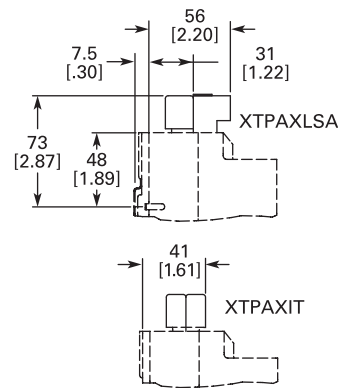
**Three-Phase Commoning Link—XTPAXCLKC4, XTPAXCLKC2**



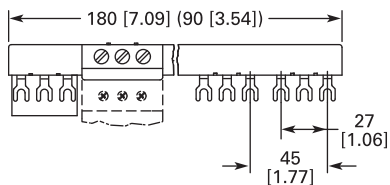
**Undervoltage/Shunt Release—XTPAXUVR\_, XTPAXSR\_**



**Incoming Terminal, Line Side Adapter—XTPAXIT, XTPAXLSA**



**Three-Phase Commoning Link—XTPAXCLKA4, XTPAXCLKA2**



# 1.1

## IEC Contactors and Starters

### XT IEC Power Control

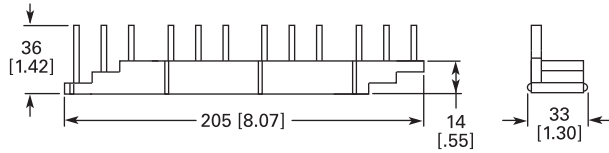
1

Approximate Dimensions in mm [in]

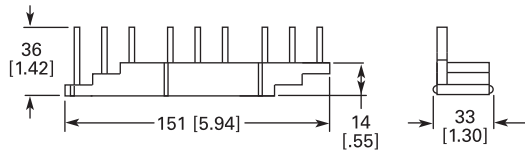
#### Three-Phase Commoning Link

#### XTPAXCLKA4D, XTPAXCLKA3D and XTPAXCLKA2D

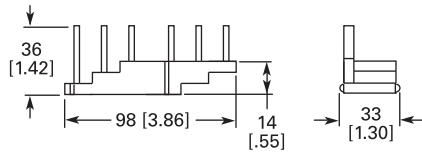
##### XTPAXCLKA4D



##### XTPAXCLKA3D

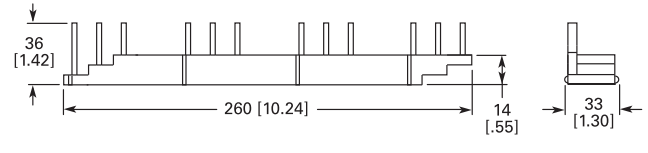


##### XTPAXCLKA2D

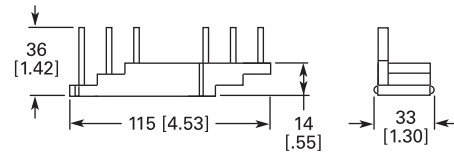


#### XTPAXCLKC4D and XTPAXCLKC2D

##### XTPAXCLKC4D

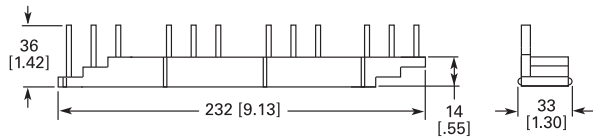


##### XTPAXCLKC2D

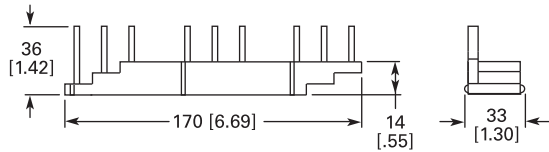


#### XTPAXCLKB4D, XTPAXCLKB3D and XTPAXCLKB2D

##### XTPAXCLKB4D



##### XTPAXCLKB3D



##### XTPAXCLKB2D

