



Modular Oscilloscope Probes



ENGLISH

Type	RS Part-No.:	Attenuation	Loading Input		Bandwidth (MHz)	Rise Time (ns)	max input Voltage (Vp)
			R (M Ω)	C (pF)			
RS - HV 150	1466622	100:1	100	4	300	1,2	1500 V
RS - HV 250	1466623	100:1	100	4	300	1,2	2500 V

Compensation Range 10...50 pF
Cable Length 1,2 m

All specifications are subject to change without notice!

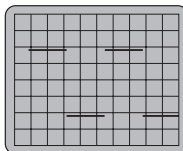
probe adjustment 1kHz-compensation

Connect probe to a 1kHz square wave signal.
Adjust trimmer capacitor in BNC connector-box
for optimum square wave response.

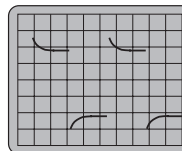
RS-HV 250

Please remove plastic isolating tube on the
probe, before compensating the probe with
the supplied BNC-adapter.

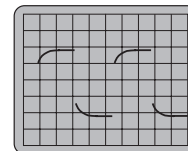
correct



incorrect



incorrect



FOR MORE INFORMATION VISIT www.rs-components.com

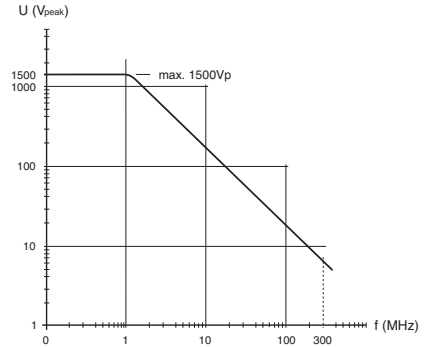


Warning!

Never dismantle the probe while it is combined with the voltage source and only connect it to a **grounded oscilloscope**. The probe body should be kept clean and free of any conductive contamination!
For your own safety, inspect the probe for cracks and frayed or broken leads before each use.
If defects are noted, DO NOT use the probe!

RS-HV 150

Maximum Input Voltage: 1500 Vp, CAT I
reducing with rising frequency.



RS-HV 250

Maximum Input Voltage: 2500 Vp, CAT I
reducing with rising frequency.

