

SPECIFICATION FOR APPROVAL

承 認 書

Description : Speaker Transducer

Kingstate Part No. : KSSG3108

Customer's Model No. : _____

Specification No. : PKD-7317

Number Of The Edition : 1.3

CUSTOMER'S APPROVED SIGNATURE		

志豐電子股份有限公司 KINGSTATE ELECTRONICS CORP.





Address: 10F, No. 69-11, Sec. 2, Chung Cheng E. Rd., Tamshui County, Taipei Hsien, Taiwan, R.O.C.

International sales dept.: TEL:886-2-2809-5651 FAX:886-2-2809-7151

Domestic sales dept.: TEL:886-2-2809-0668 FAX:886-2-28096748

<http://www.kingstate.com.tw>

Approved by	Checked by	Issued by
	 2006. 8. 11	Fei 8/11/06'

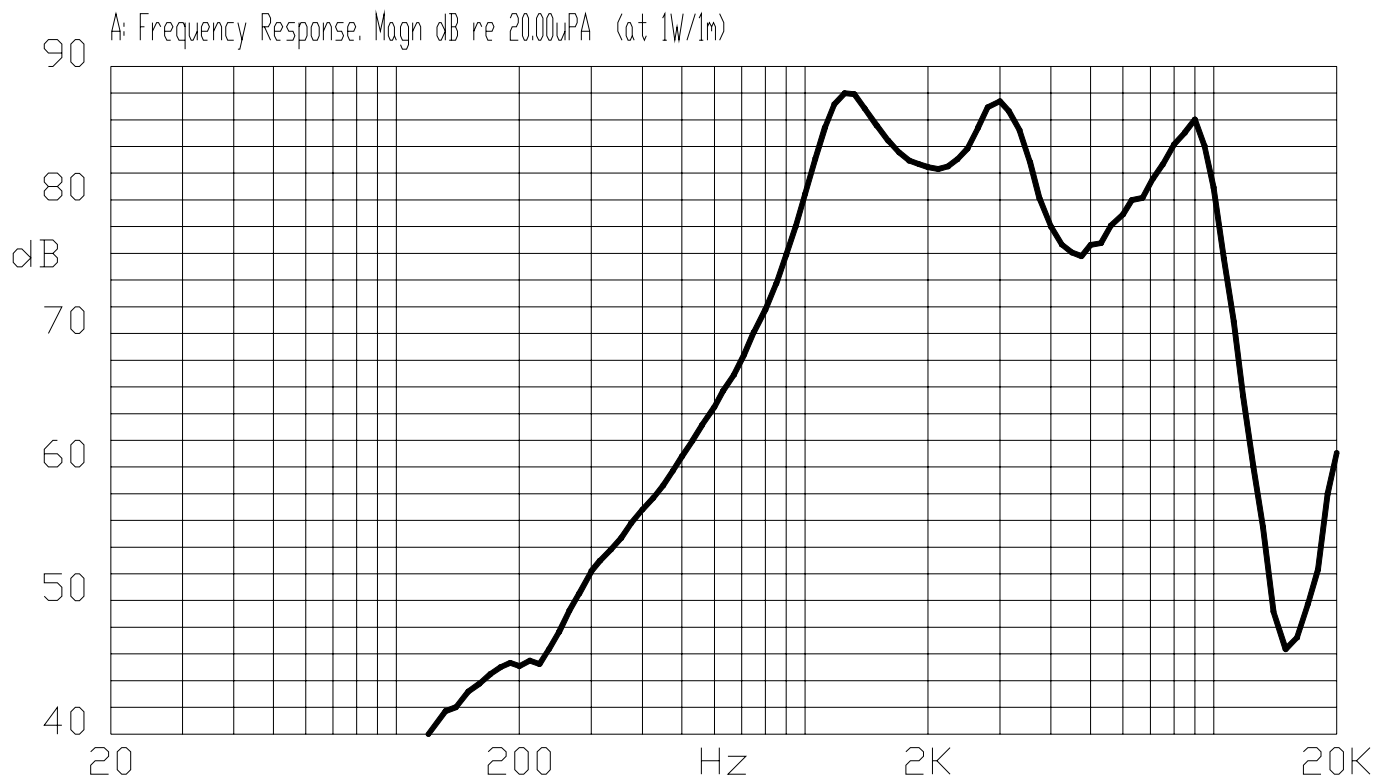
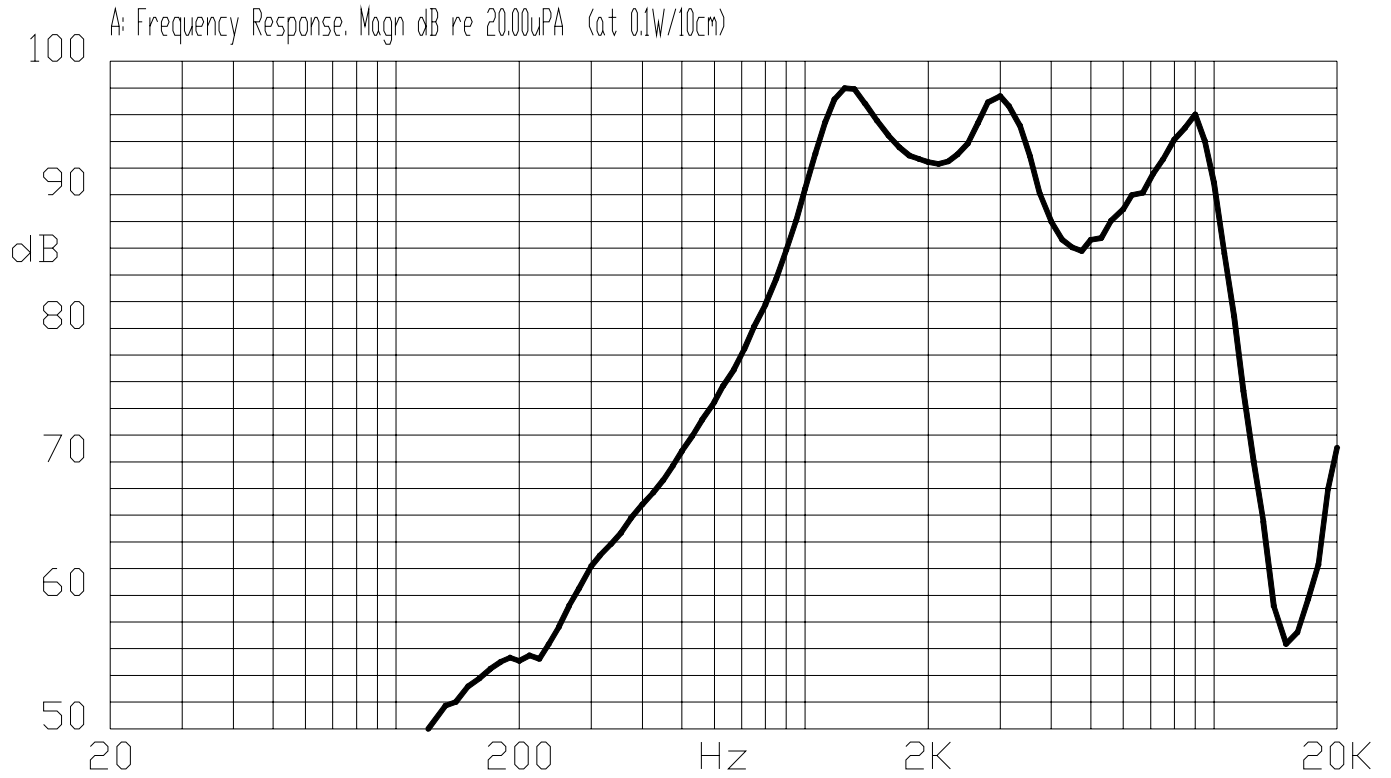
A. SCOPE 範疇

This specification applies speaker, **KSSG3108**
此規格書適用於喇叭, **KSSG3108**

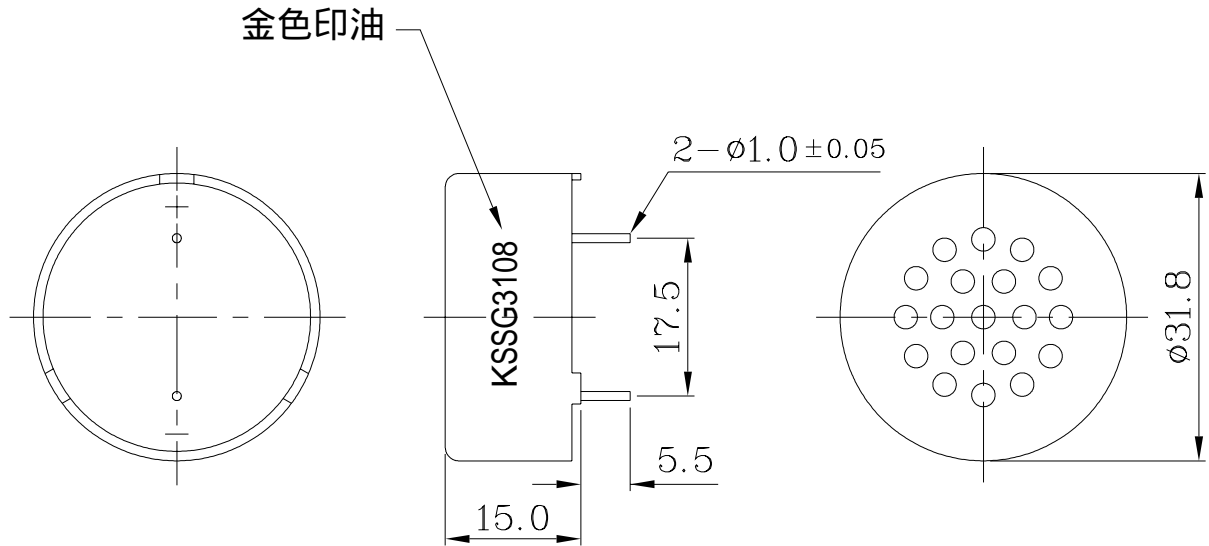
B. SPECIFICATION 規格

No.	Item	Symbol	Unit	Specification	Condition
1	Dimension 尺寸		mm	31.8 x 20.5	
2	Power Rating 功率		W	Rated. 0.1 / MAX. 0.2	Maximum Power:IEC-60268-5 Filter 60s On/120s Off 10 Cycles (Room TEMP.)
3	Impedance 阻抗		ohm	8 ± 20%	At 1.5kHz 1.0V
4	Resonance Frequency 低音諧振	Fo	Hz	1250 ± 200	At 1.0V
5	Output S.P.L. 音壓位準		dB	95 ± 3dB(0.1w/10cm) 85 ± 3dB(1w/1m)	At 1.5k,2.0k,2.5k,3.0kHz (Average figures)
6	Frequency Rang 有效頻寬		Hz	Fo---4K	Output S.P.L. ±10dB
7	Distortion 失真		%	10% Max.	At 1kHz , 0.1W
8	Voice Coil 音圈		mm	-----	
9	Magnet 磁石		mm	16.0 x 7.0 x 2.5	Ferrite
10	Flux Density 磁通密度		Gauss	-----	Min.
11	Operating temp. 操作溫度			-20 ~ +55	
12	Buzze & Rattle 異常音				Not be audible at 0.89V sine wave between Fo ~ 4KHz 輸入 0.89V 正弦波從 Fo 到 4KHz 之間無異常音.
13	Weight 重量		g	10.0	
14	Material 材質			ABS UL-94 1/16" HB	
15	Environmental Protection Regulation 環保法規			RoHS	

C. TYPICAL FREQUENCY RESPONSE CURVE 頻率響應曲線



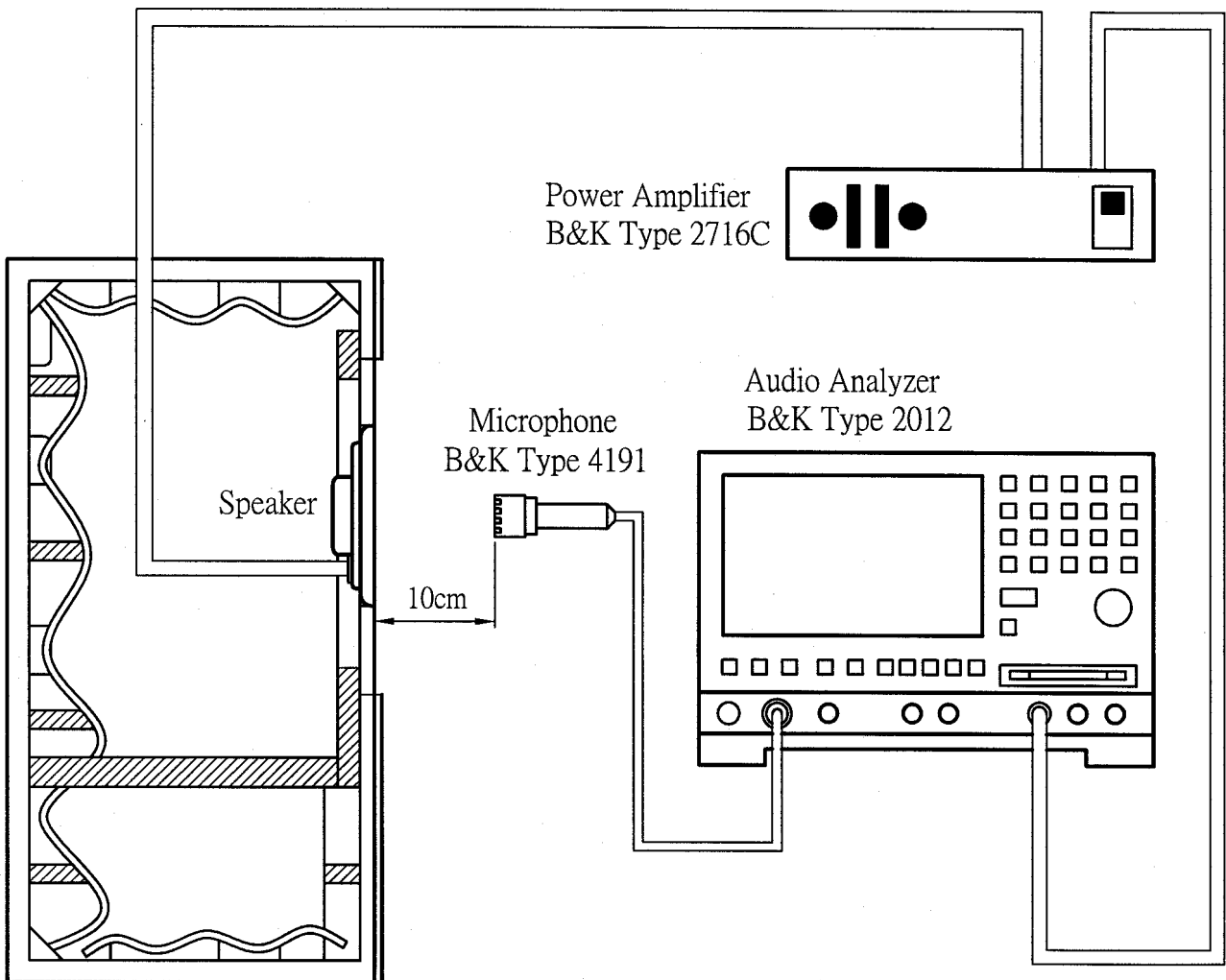
D. APPEARANCE DRAWING 外觀尺寸圖



Tol: ± 0.5

Unit: mm

E. MEASUREMENT CIRCUIT 測量線路



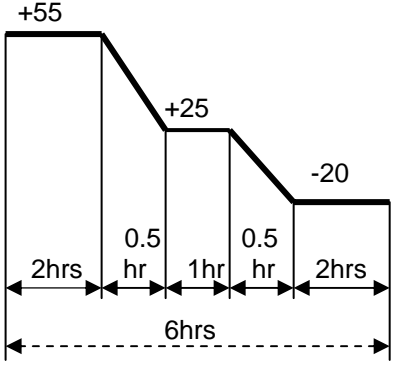
JIS C5531

940mm x 640mm x 1240mm

F. MECHANICAL CHARACTERISTICS 機械特性

No.	Item	Test condition	Evaluation standard
1	Solderability 焊錫附著性 (Spring Contact excepted) 彈 PIN 類不適用此項	Lead terminals are immersed in rosin for 5 seconds and then immersed in solder bath of $+270\pm 5$ for 3 ± 1 seconds. 端子部份浸入松香溶液 5 秒後,再浸入 $+270\pm 5$ 溶融焊錫槽中 3 ± 1 秒.	90% min. lead terminals shall be wet with solder. (Except the edge of terminal) 浸入端子部份附著焊錫 90%以上.(末端斷面不算)
2	Soldering Heat Resistance 焊錫耐熱性 (Spring Contact excepted) 彈 PIN 類不適用此項	Lead terminal are immersed up to 1.5mm from sounder's body in solder bath of $+260\pm 5$ for 3 ± 1 seconds. 距離端子根部 1.5mm 的位置,浸入 $+260\pm 5$ 的焊錫槽 3 ± 1 秒.	No interference in operation 操作無任何不良
3	Terminal Pull Strength 端子拉力強度	(1) Spring Contact: Applied 3N (0.306kg) load to the Spring Contact for 30 sec. 對彈 PIN 施以 3N (0.306kg)拉力 30 秒. (2) Terminal : Applied 9.8N (1.0kg) load to the Terminal for 30 sec. 對端子施以 9.8N (1.0kg)拉力 30 秒.	No damage and cutting off 端子不鬆動, 不脫落.
4	Vibration Test 振動測試	Speaker shall be measured after being applied vibration of amplitude of 1.5mm with 10 to 55Hz band of vibration frequency to each of 3 per-pendicular directions for 2 hours. 振動週波數 10 55Hz、全振幅 1.5mm 於 X.Y.Z 3 個方向, 各 2 小時.	No obstacle to be harmful to normal operation; damages, cracks, rusts and distortions. Should not be audible at 0.89V sine wave between $F_o \sim 4KHz$
5	Drop Test 落下測試	Drop the speakers contained in normal box onto the board 40mm thick 10 times from the height of 75cm. 將揚聲器置於盒中, 自 75 公分高度落在 40mm 木板上共 10 次.	測試後無任何障礙防礙正常操作.且在輸入 0.89V 正弦波從 F_o 到 4KHz 之間無異常音.

G. ENVIRONMENTAL TEST 環境試驗

No.	Item	Test conditions	Evaluation standard
1	High temp. Test 高溫測試	After being placed in a chamber at $+55$ for 96 hours 置於 $+55$ 環境中 96 小時	Being placed for 6 hours at $+25$, speaker shall be measured. No obstacle to be harmful to normal operation; damages, cracks, rusts, etc. Should not be audible at 0.89V sine wave between $F_o \sim 4KHz$. F_o should meet initial one. S.P.L. deviation of unit should be within $\pm 3dB$ 經測試後,靜置於 $+25$ (室溫)環境中 6 小時後, 測試後無任何障礙防礙正常操作.且在輸入 0.89V 正弦波從 F_o 到 4KHz 之間無異常音. F_o 與原規格值相同,輸出音壓變化量在 $\pm 3dB$ 內.
2	Low temp. Test 低溫測試	After being placed in a chamber at -20 for 96 hours. 置於 -20 環境中 96 小時	
3	Humidity test 相對濕度測試	After being placed in a chamber at $+40$ and $90\pm 5\%$ RH relative humidity for 96 hours. 置於 $+40$, 相對濕度 $90\pm 5\%$ 環境中 96 小時	
4	Temp. cycle test 溫度循環測試	The part shall be subjected to 5 cycles. One cycle shall be consist of: 單體承受溫度循環測試 5 次,其循環內容如圖示: 	

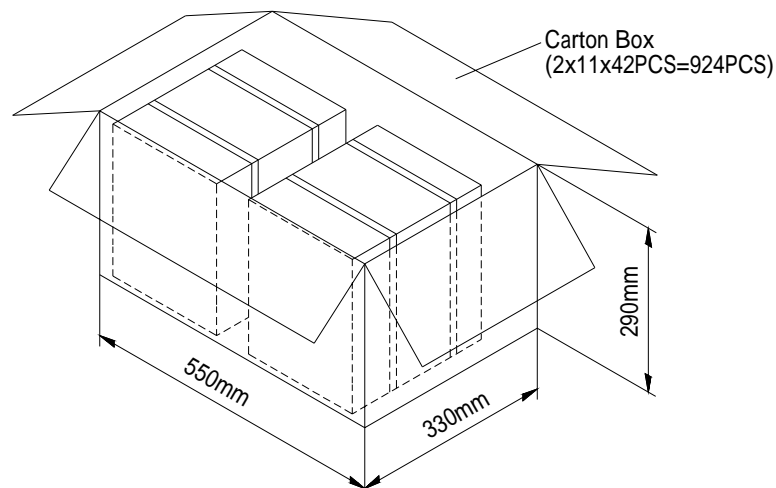
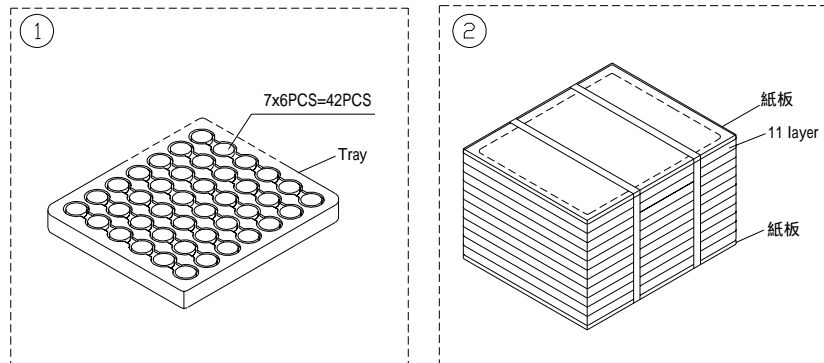
H. RELIABILITY TEST 信賴性試驗

No.	Item	Test conditions	Evaluation standard
1	Load test 連續負荷	0.1W white noise is applied for 24 hours, at room temp. 在室溫下,輸入功率 0.1W, 白雜音連續操作 24 小時.	Being placed for 1 hours at +25 , speaker shall be measured. No obstacle to be harmful to normal operation; damages, cracks, rusts, etc. Should not be audible at 0.89V sine wave between Fo ~ 4KHz. Fo should meet initial one. S.P.L. deviation of unit should be within ±3dB. 經測試後,靜置於+25 (室溫)環境中 1 小時後,測試後無任何障礙防礙正常操作.且在輸入 0.89V 正弦波從 Fo 到 4KHz 之間無異常音.Fo 與原規格值相同,輸出音壓變化量在±3dB 內.

TEST CONDITION.

Standard Test Condition :	a) Temperature : +5 ~ +35	b) Humidity : 45-85%	c) Pressure : 860-1060mbar
一般測試條件 :	a) 溫度 : +5 ~ +35	b) 濕度 : 45-85%	c) 氣壓 : 860-1060mbar
Judgement Test Condition:	a) Temperature : +25 ± 2	b) Humidity : 60-70%	c) Pressure : 860-1060mbar
爭議時測試條件 :	a) 溫度 : +25 ± 2	b) 濕度 : 60-70%	c) 氣壓 : 860-1060mbar

I. PACKING STANDARD 包裝規格



Tray	300mmx255mmx31mm	1x42PCS=42PCS
Carton Box	550mmx330mmx290mm	2x11x42PCS=924PCS