

B-Track K2x

Rugged Duty Actuator DC Motor Ball Screw

Up to 2,800 lbs. (1270kg) Rated Load

Up to 2.1 in. (53.34mm)/sec. Travel Speed



The K2x model provides the highest load rating in its class. This model incorporates all of the base K2 features with a ball nut screw for a 2,800 lb. (1270kg) load capability within a compact package size. The K2x includes a bi-directional wrap spring brake for load holding capability. These units are well suited for the most demanding applications where an alternative to hydraulic or air cylinders is needed or where hydraulic power sources are not available.

Combining the K2x actuator with BTc control functionality results in precision actuator control at a fraction of the cost of more complicated servo actuator systems. See Controls Section for more information on BTc controls.

Now Available Optional Adjustable Limit Switch These easy to use adjustable switches are mounted in a channel on the cover tube with custom cap for protection. They are easily moved to enable the end-user the flexibility of setting the stroke length at any position within the full stroke capability. Just pop the cap off, loosen the set screw and slide the switch into the desired position.

Features

- Protective coatings and O-ring seals throughout
- Efficient in-line ball screw system
- Integral load holding brake
- Ball detent overload clutch
- 2 to 24 inches (50 to 600 millimeters) stroke lengths
- Up to 2,800 pounds (1270 kilograms) load capacities
- Speeds up to 2.1 inches (53.34mm)/sec. travel
- Thermal overload incorporated into the motor
- Heavy wall construction
- Double ball bearing motors and heat treated gears
- Rugged extension rod bearing support
- Optional 90 vdc motor for use with SBC-AC control
- Custom mounting options available

Typical Applications

- Paving equipment
- Deck and implement lifts for tractors and mobile applications
- Spray booms
- Scissor and dump box lifts

Load/Current/Speed/Duty Cycle

- Maximum Static Rating: 3000 lbs. (1360kg) Static (in-line load)
 - Refer to performance chart for load/current/speed capabilities
 - Stroke Length Tolerance: +/- .06" (1.52mm)
 - Motor is protected with auto reset breaker inside motor housing (temperature/current/time dependent)
 - Overload clutch setting: +25% over rated dynamic load
 - Duty cycle is time/temperature/load dependent, suggested guidelines are:
 - 50% max on-time/50% off-time for loads up to 50% of capability
 - 25% max on-time/75% off-time for loads between 50%-80% of capability
 - 10% max on-time/90% off-time for loads between 80%-100% of capability
- (Load/stroke profiles will allow some adjustment variation from these guidelines.)

Operating Environment

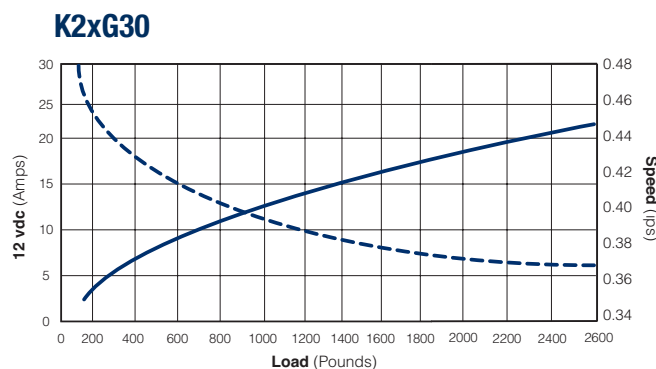
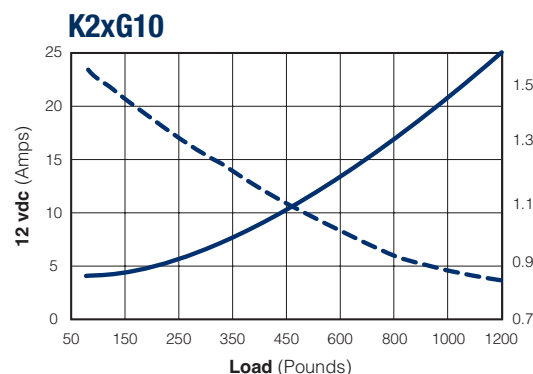
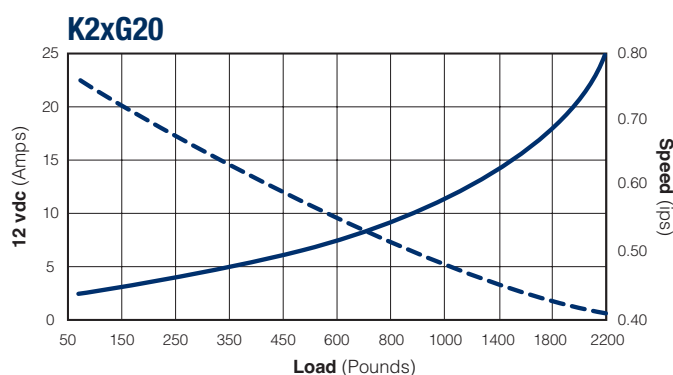
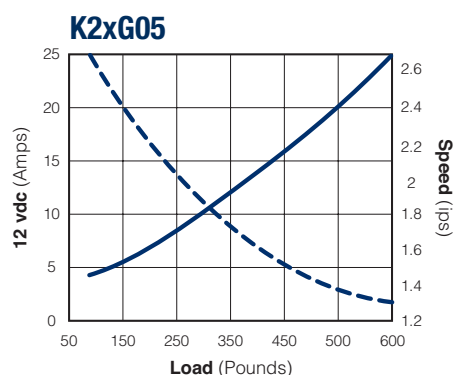
- Ambient temp range: -30°F to 140°F (-34°C to 60°C)
- Weather resistant enclosure & seals (IP 65 capable, 250 hour salt spray, 500 hour for paint)
- Normal operating voltage: 10-16 vdc (Ratings are at 12 vdc Normal.)

Control/Connections

- 14 gauge stranded lead wires-UL style 1230 w/PVC insulation Class F 105°C
- Lead wires abrasion protected with braided covering
- Use momentary contact double pole/double throw switch in powering unit for extend/retract operation. (ON)-OFF-(ON) DPDT
- Connectors:
 - Packard 56 series or Delphi Weather-Pack
 - Packard 56 series with 56 series blades (#2984883 & #2962987)
 - Delphi Weather-Pack series (#121015792 & #12010973)

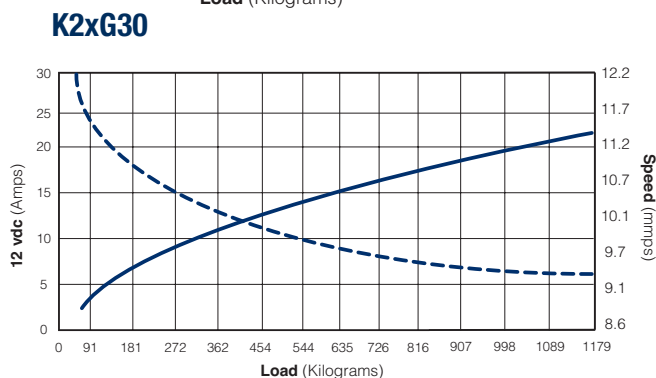
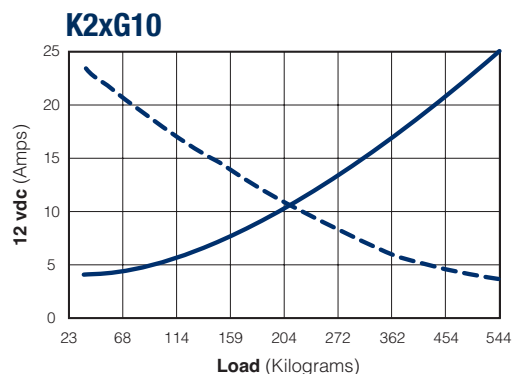
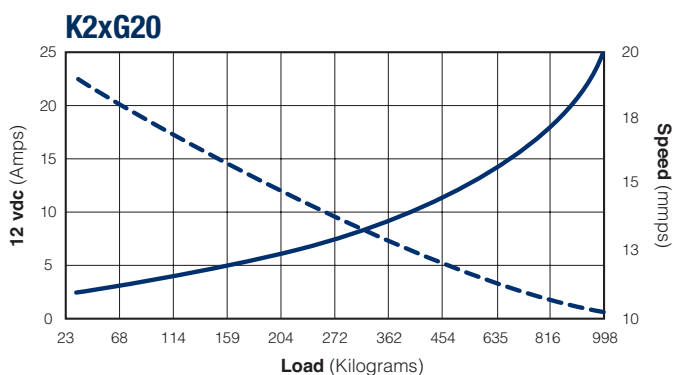
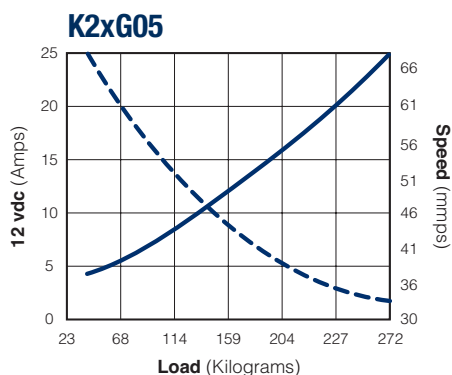
Performance Curves Imperial

Current Draw ——— Speed - - - - -



Performance Curves Metric

Current Draw ——— Speed - - - - -



B-Track K2x

Dimensions

B-Track K2x	Stroke	in.	mm	in.	mm	in.	mm	in.	mm	in.	mm	in.	mm
		2	50	4	100	6	150	8	200	10	254	12	300
	A	9.89	251	11.89	302	13.89	353	15.89	403	17.89	454	19.89	505
	B	11.89	302	15.89	403	19.89	505	23.89	607	27.89	708	31.89	810

Note: Special lengths available

B-Track K2x	Stroke	in.	mm	in.	mm	in.	mm	in.	mm	in.	mm	in.	mm
		14	355	16	405	18	450	20	508	22	558	24	600
	A	21.89	556	23.89	607	25.89	658	30.89	785	32.89	835	34.89	886
	B	35.89	912	39.89	1013	43.89	1115	50.89	1293	54.89	1394	58.89	1496

Note: Special lengths available

