

Contactor, 45DP,30A,2P,Open,120 Contactor,
45DP,30A,2P,Open,120



Product brand name	Class 45 DP Contactors
Design of the product	Non-reversing Definite Purpose Contactor
Special product feature	Enclosed body and coil with standard cover

General technical data

Weight [lb]	0.58 lb
Height x Width x Depth [in]	3.19 × 1.97 × 2.46 in
Protection against electrical shock	Not finger-safe
Ambient temperature [°F]	
<ul style="list-style-type: none"> during storage maximum during operation maximum 	158 °F
Ambient temperature	
<ul style="list-style-type: none"> during storage maximum during operation maximum 	75 °C
Country of origin	China
Number of poles for main current circuit	2

Contactor

Size of contactor	30A
Number of NO contacts for main contacts	2

Operating voltage for main current circuit at AC at 60 Hz maximum	600 V
Operating current at AC at 600 V rated value	120 A
Mechanical service life (switching cycles) of the main contacts typical	250000

Auxiliary contact

Number of NC contacts for auxiliary contacts	0
Number of NO contacts for auxiliary contacts	0
Number of NC contacts at contactor for auxiliary contacts	0
Number of NO contacts at contactor for auxiliary contacts	0
Number of total auxiliary contacts maximum	0

Coil

Control supply voltage	
<ul style="list-style-type: none"> at AC at 50 Hz rated value at AC at 60 Hz rated value 	110 V 110 ... 120 V

Enclosure

Degree of protection NEMA rating of the enclosure	Open device (no enclosure)
---	----------------------------

Mounting/wiring

Mounting position	vertical
Mounting type	Surface mounting and installation
Type of electrical connection for supply voltage line-side	Screw-type terminals
Tightening torque [lbf·in] for supply	25 ... 25 lbf·in
Type of connectable conductor cross-sections at line-side at AWG conductors single or multi-stranded	8 AWG
Type of electrical connection for load-side outgoing feeder	Screw-type terminals
Type of connectable conductor cross-sections at AWG conductors for load-side outgoing feeder single or multi-stranded	8 AWG
Type of electrical connection of magnet coil	Quick connects
Type of electrical connection at contactor for auxiliary contacts	Screw-type terminals

Certificates/approvals

Certificate of suitability	cRUus, ARI 780 & 790, UL File E14900
----------------------------	--------------------------------------

Further information

Industrial Controls - Product Overview (Catalogs, Brochures,...)

www.usa.siemens.com/iccatalog

Industry Mall (Online ordering system)

<https://mall.industry.siemens.com/mall/en/us/Catalog/product?mlfb=US2:45EG20AF>

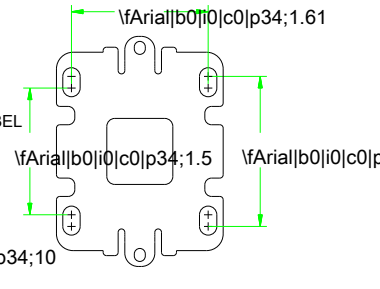
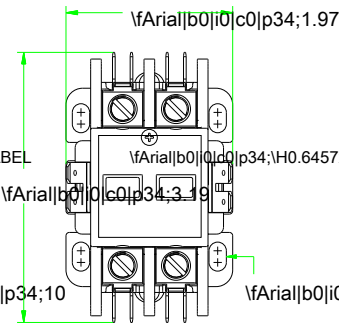
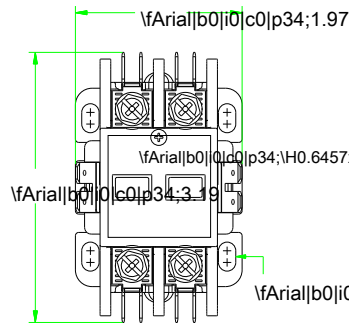
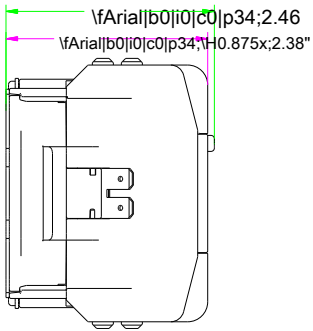
Service&Support (Manuals, Certificates, Characteristics, FAQs,...)

<https://support.industry.siemens.com/cs/US/en/ps/US2:45EG20AF>

Certificates/approvals

<https://support.industry.siemens.com/cs/US/en/ps/US2:45EG20AF/certificate>

30-40A 2 Pole



last modified:

11/15/2019