



Datasheet

RS PRO Digital Battery Meter with Hours Run Counter

Stock number: 180-9263

EN

Function description:

1. LED's Scan from "F" to "E" on power-up.
(LED test mode)
2. The meter will automatically display the current battery power when connected to the battery.
3. When the battery voltage falls below the currently displayed LED bar for >155s, the highest LED segment switches off.
The LED bar display function is that as the voltage level drops the LED segments switch off one by one, 155 seconds after the voltage falls below the threshold for the currently illuminated highest LED segment.
4. While charging, when the battery voltage increases above the voltage threshold of current LED bar for >200s the next LED segment illuminates.
The charging status is shown from the first bar to the current bar.
The LED bar display function is that as the voltage level increases the LED segments illuminate one by one, 200 seconds after the voltage increases above the threshold for the currently illuminated highest LED segment.
5. When disconnected then reconnected to battery, the meter will retest the current battery power and display the related voltage LED bar.

Instructions:

Turn on the power, the hour meter displays 88888.8. At the same time, the battery indicator displays 10 bars (green) to 1 bar (red) one by one. After above, the hour meter displays 0.0 on LCD screen.
When the key switch turns on, the hour icon flashes and begins to count hours, at the same time battery indicator begins to operate.
When the key switch is turned off, the hour meter stops counting and the battery indicator goes down. The Hour meter will remember accumulated time.

The Hour Meter features a 6-digit, 7 segment LCD display. The accumulated hours are stored in non-volatile data backup using CMOS EEPROM.

The unit is ideal for use where limited space is available and a reliable instrument is required with memory that does not rely on a battery. The unit is ideal for maintenance applications. The Hour meter displays hour glass and decimal point.

Features

- High reliability
- Low cost and small size
- LED Flash for low charge & high charge warning
- Memory option to recall last charge level
- Key switch Display enable option
- Fits standard panel cut-out
- 10 segment LED Bar Graph display
- Wide operating temperature range
- Silent operation, no moving parts.
- Data retained up to 25+ years
- Flashing hourglass icon shows it's working

Working voltage of every bar

Voltage	≤1	2	3	4	5	6	7	8	9	10
12V	10.38	10.59	10.8	11.01	11.22	11.43	11.64	11.85	12.3	≥12.3
24V	20.76	21.18	21.6	22.02	22.44	22.86	23.28	23.7	24.6	≥24.6
36V	31.14	31.77	32.4	33.03	33.66	34.29	34.92	35.55	36.9	≥36.9
48V	41.52	42.36	43.2	44.04	44.88	45.72	46.56	47.4	49.2	≥49.2
72V	62.28	63.54	64.8	66.06	67.32	68.58	69.84	71.1	73.8	≥73.8
Display Mode	1#-2# flash Alternately (frequency: 1Hz)	Only 2# flash (frequency: 1Hz)	Only 3# lit	Only 4# lit	Only 5# lit	Only 6# lit	Only 7# lit	Only 8# lit	Only 9# lit	Only 10# lit
Display color of LED	Red	Yellow	Yellow	Green	Green	Green	Green	Green	Green	Green
Delay	Delay 155s / bar									

Connections

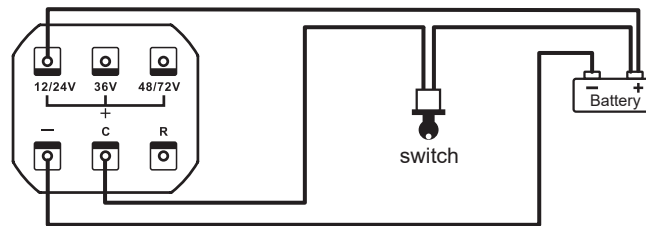
+/- connection

For example, the connection for 12V/24V battery.



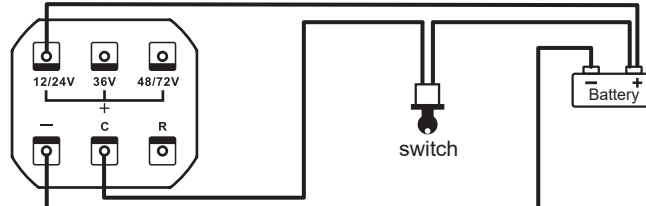
No switch. LED lights will be always on when connected to the battery.

+/-/C connection



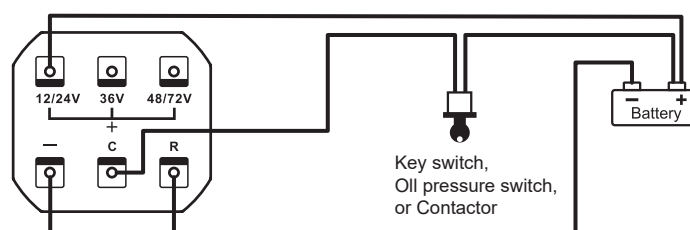
Switch available. LED lights can be turned off.

+/-/C/R connection



R Terminal for signal output
When battery capacity is more than 10%, the output voltage is 5V.
When battery capacity is less than 10%, the output voltage is 0V.

Reset Hour meter



Reset: when pin R Connected to negative pole of battery

Specifications

Capacity	1 Red 2 Yellow 7 Green color LED for indicator
Resolution	10% per LED segment
Operating Voltage	12/24V,36V,48/72V (With/Without Key Terminal)
Operating Current	20 mA nominal
Storage and Operating	-40°C to +85°C Temperature
Humidity	95% RH+32C for 2Hours
Polarity	Positive/Negative/C
Display Reading	999999 with running indicator (Automatically recycle to zero)
Resolution	0.1 hours
Memory capacity	CMOS EEPROM
Waterproof	IP65

Dimensions

