



# Datasheet

## QUICK COUPLINGS

ENGLISH

Interchangeability - Muadilleri  
TST 026, RECTUS 25, RECTUS 26, CEJN 320,  
PARKER PEF, JWL 520, JWL 530

Temperature Range - Çalışma Sıcaklığı  
-20°C +100°C (-4°F +212°F)

Working Pressure - Çalışma Basıncı  
0 - 35 bar (0 - 508 PSI)

Flow capacity - Akış Kapasitesi  
NW - 7.8

Standard version - Standart Ürün  
Seal Nitrile - Nitril Conta (Ni)  
Nickel plated - Nikel Kaplı

Options - Standart Dış  
F - Straight through flow - serbest geçiş  
S - Stainless Steel - Paslanmaz Çelik  
V - Viton Seal - Viton Conta

Material - Malzeme

Coupler Body - : Steel Nickel Plated -

Gövde : Çelik Nikel Kaplı

Back Part - : Steel Nickel Plated -

Arka : Çelik Nikel Kaplı

Sleeve - Kapak : Steel Nickel Plated -

Nikel Kaplı Çelik

Valve - Çek Valf : Zinc Diecasting - Zamak

Springs - Yaylar : Stainless Steel -

Paslanmaz Çelik

Locking O-Ring - : Stainless Steel -

Segman : Paslanmaz Çelik

Balls - Misket : Stainless Steel -

Paslanmaz Çelik AISI 420

Seals - Conta : Nitrile - Nitril (Ni)

Plug - Uç : Steel Nickel Plated -

Nikel Kaplı Çelik



SUPER FLOW LINE



1800 l/mn

# 025

SERIE 025

### Couplings and Plugs

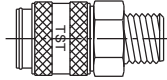
Connection  
Bađlantı Ölçüleri

Order No  
Sipariş No

SW

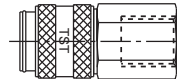
Length  
Boy

Dia.  
Çap



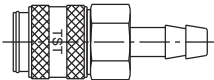
Male Thread Couplings

R 1/8"	O25 RG 10	19	55	23
R 1/4"	O25 RG 13	19	60	23
R 3/8"	O25 RG 17	19	60	23
R 1/2"	O25 RG 21	22	60	23
M 14x1,5	O25 EG 14	19	58	23
M 16x1,5	O25 EG 16	19	59	23
M 18x1,5	O25 EG 18	19	59	23



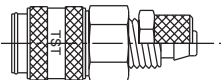
Female Thread Couplings

G 1/4"	O25 DG 13	19	55	23
G 3/8"	O25 DG 17	19	55	23
G 1/2"	O25 DG 21	24	57	23
M 14x1,5	O25 DG 14	19	54	23
M 16x1,5	O25 DG 16	19	54	23
M 18x1,5	O25 DG 18	22	54	23



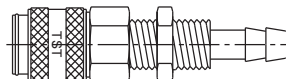
Standard Hose Barb Couplings

6 mm - 1/4"	O25 HG 06	19	71	23
8 mm - 5/16"	O25 HG 08	19	71	23
9 mm - 5/14"	O25 HG 09	19	71	23
10 mm - 3/8"	O25 HG 10	19	71	23
13 mm - 1/2"	O25 HG 13	19	71	23



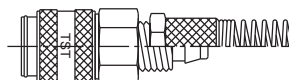
Plastic Hose Couplings

6x8 mm - M12x1	O25 PG 06	19	60	23
6x10 mm - M16x1	O25 PU 06-4	19	60	23
8x10 mm - M16x1	O25 PG 08	19	64	23
8x12 mm - M16x1	O25 PG 08-4	19	64	23
9x12 mm - M16x1	O25 PG 09	19	64	23
9x13 mm - M20x1,5	O25 PG 09-4	20	64	23
11x16 mm - M22x1,5	O25 PG 11-5	22	71	23



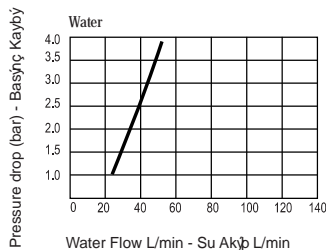
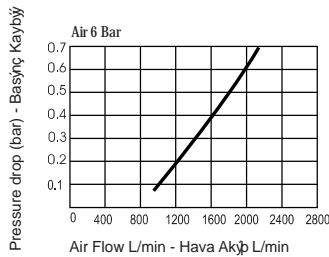
Panel Mount Standard Hose Couplings

6 mm - M12x1	O25 MG 06	19	76	23
8 mm - M12x1	O25 MG 08	19	80	23
10 mm - G 1/4"	O25 MG 10	19	87	23



Plastic Hose Couplings With Spring

6x8 mm - M12x1	O25 YG 06	19	140	23
8x10 mm - M16x1	O25 YG 08	19	165	23
9x12 mm - M16x1	O25 YG 09	19	165	23

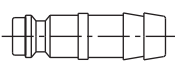
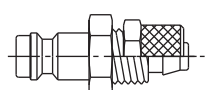
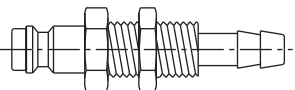
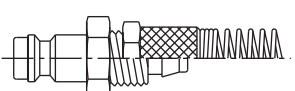
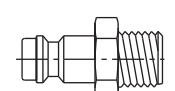
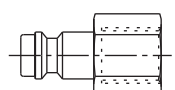


SERIE 025

1800 l/mn  
**025**

SUPER FLOW LINE



Couplings and Plugs	Connection	Order No	SW	Length	Dia.
 Standard Hose Barb	6 mm - 1/4"	025 HU 06		46	
	8 mm - 5/16"	025 HU 08		46	
	9 mm - 5/14"	025 HU 09		46	
	10 mm - 3/8"	025 HU 10		46	
	13 mm - 1/2"	025 HU 13		48	
	16 mm - 5/8"	025 HU 16		48	
 Plastic Hose Plugs	4x6 mm - M10x1	025 PU 04		34	
	6x8 mm - M12x1	025 PU 06		34	
	6x10 mm - M16x1	025 PU 06-4		34	
	8x10 mm - M16x1	025 PU 08		42	
	8x12 mm - M16x1	025 PU 08-4		42	
	9x12 mm - M16x1	025 PU 09		42	
	9x13 mm - M20x1.5	025 PU 09-4		42	
	11x12 mm - M22x1.5	025 PU 11-5		49	
 Panel Mound Standard Hose Plugs	6 mm - M12x1	025 MU 06	14	56	
	8 mm - M12x1	025 MU 08	14	56	
	10 mm - M14x1	025 MU 10	17	56	
 Plastic Hose Plugs With Spring	4x6 mm - M10x1	025 YU 04		120	
	6x8 mm - M12x1	025 YU 06		120	
	8x10 mm - M16x1	025 YU 08		140	
	9x12 mm - M16x1	025 YU 09		140	
 Male Thread Plugs	R 1/8"	025 RU 10	13	33	
	R 1/4"	025 RU 13	14	37	
	R 3/8"	025 RU 17	17	37	
	R 1/2"	025 RU 21	22	43	
	M 14x1,5	025 EU 14	17	35	
	M 16x1,5	025 EU 16	19	36	
	M 18x1,5	025 EU 18	22	37	
 Female Thread Plugs	G 1/8"	025 DU 10	14	32	
	G 1/4"	025 DU 13	17	33	
	G 3/8"	025 DU 17	19	33	
	G 1/2"	025 DU 21	24	36	
	M 14x1,5	025 DU 14	17	33	
	M 16x1,5	025 DU 16	19	33	
	M 18x1,5	025 DU 18	22	36	