

# Datasheet

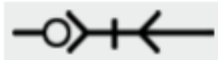
## Brass Pneumatic Quick Connect Coupling, Hose Barb, 10mm Hose Barb Connection

RS Stock number 667-2008

### 027 [Quick Release Pneumatic Couplings]



**SUPER FLOW LINE**



#### Interchangeability

RECTUS 27, CEJN 410 TST 410

#### Temperature Range

-20 C +100 C ( -4 F +212 F )

Working Pressure

0 - 35 bar ( 0 - 500 PSI )

Flow Capacity

NW - 10

Standard version

Brass Nickel Plated

Buna ( M )

#### Options

F- Straight Through Flow

K - Chrome Plated

S -Stainless Steel

V - Viton Seal

#### Material

Coupler Body : Brass Nickel Plated

Back Part: Brass Nickel Plated

Sleeve : Steel Nickel Plated

Valve : Brass

Springs : Stainless Steel

Locking O-Ring : Stainless Steel

Balls : Stainless Steel AISI 420

Seals : Buna ( M )

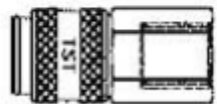
Plug : Steel Nickel Plated

#### Couplers and Plugs




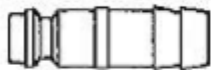
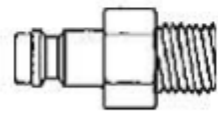
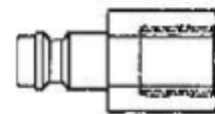
Male Thread Coupler

Connection	Order No	SW	Lenght	Dia
R 1/4"	027 EG 13	24	60	28
R 3/8"	027 EG 17	24	60	28
R 1/2"	027 EG 21	24	65	28
R 3/4"	027 EG 26	27	65	28



Female Thread Coupler

G 1/4"	027 DG 13	24	57	28
G 3/8"	027 DG 17	24	57	28
G 1/2"	027 DG 21	24	57	28
G 3/4"	027 DG 26	32	61	28

	6 mm 1/4"	027 HG 06	24	75	28
	8 mm 5/16"	027 HG 08	24	75	28
	9 mm 5/14"	027 HG 09	24	75	28
 Standart Hose Barb Coupler	10 mm 3/8 "	027 HG 10	24	75	28
	13 mm 1/2"	027 HG 13	24	75	28
	16 mm 5/8 "	027 HG 16	24	75	28
	19 mm 3/4"	027 HG 19	24	75	28
 Standart Hose Barb Plug	6 mm 1/4"	027 HU 06		46	
	8 mm 5/16"	027 HU 08		46	
	9 mm 5/14"	027 HU 09		46	
	10 mm 3/8"	027 HU 10		46	
	13 mm 1/2"	027 HU 13		46	
	16 mm 5/8"	027 HU 16		46	
 Male Thread Plug	R 1/4"	027 EU 13	17	40	
	R 3/8"	027 EU 17	17	40	
	R 1/2"	027 EU 21	22	46	
	R 3/4"	027 EU 27	27	46	
 Female Thread Plug	G 1/4"	027 DU 13	17	34	
	G 3/8"	027 DU 17	19	24	
	G 1/2"	027 DU 21	24	38	
	G 3/4"	027 DU 26	32	42	