








### 3.1 Overview of types, sizes and available options

### MR Carriages





#### Product overview MR Carriages

							
	<b>A</b> standard	<b>B</b> standard, long	<b>C</b> compact, high	<b>D</b> compact, high, long	<b>E</b> compact, high, for lateral fixation	<b>F</b> compact	<b>G</b> compact, long
<b>Buildsizes / Carriage build forms</b>							
Size 25	MR W 25-A	MR W 25-B	MR W 25-C	MR W 25-D	MR W 25-E	MR W 25-F	MR W 25-G
Size 35	MR W 35-A	MR W 35-B	MR W 35-C	MR W 35-D	MR W 35-E		
Size 45	MR W 45-A	MR W 45-B	MR W 45-C	MR W 45-D		MR W 45-F	
Size 55	MR W 55-A	MR W 55-B	MR W 55-C	MR W 55-D			MR W 55-G
Size 65	MR W 65-A	MR W 65-B	MR W 65-C	MR W 65-D			
Size 100	MR W 100-A	MR W 100-B					
<b>Features</b>							
Screwable from above	●	●	●	●		●	●
Screwable from below	●	●					
Screwable from the side					●		
For high loads and moments		●		●			●
For medium loads and moments	●		●		●	●	
For limited installation space						●	●




#### Available options for MR Carriages

Details see chapter 2



#### Accuracy

-  **G0** Highly accurate
-  **G1** Very accurate
-  **G2** Accurate
-  **G3** Standard



#### Load

-  **V1** Low
-  **V2** Medium
-  **V3** High







#### Reference side

-  **R1** Ref. at bottom
-  **R2** Ref. on top

#### Coating




-  **CN** None
-  **CH** Hard chromium

#### Lube connections

-  **S10** Left center
-  **S20** Right center
-  **S11** Top left
-  **S21** Top right
-  **S12** Lower left side
-  **S22** Lower right side

-  **S13** Upper left side
-  **S23** Upper right side
-  **S32** Left side
-  **S42** Right side

#### Lubrication

-  **LN** Oil protect
-  **LG** Grease protect
-  **LV** Full greasing

#### Available accessories for MR Carriages

Details see chapter 3.3 and 2.1

Additional wipers  
Front plates

Bellows  
Lube nipples

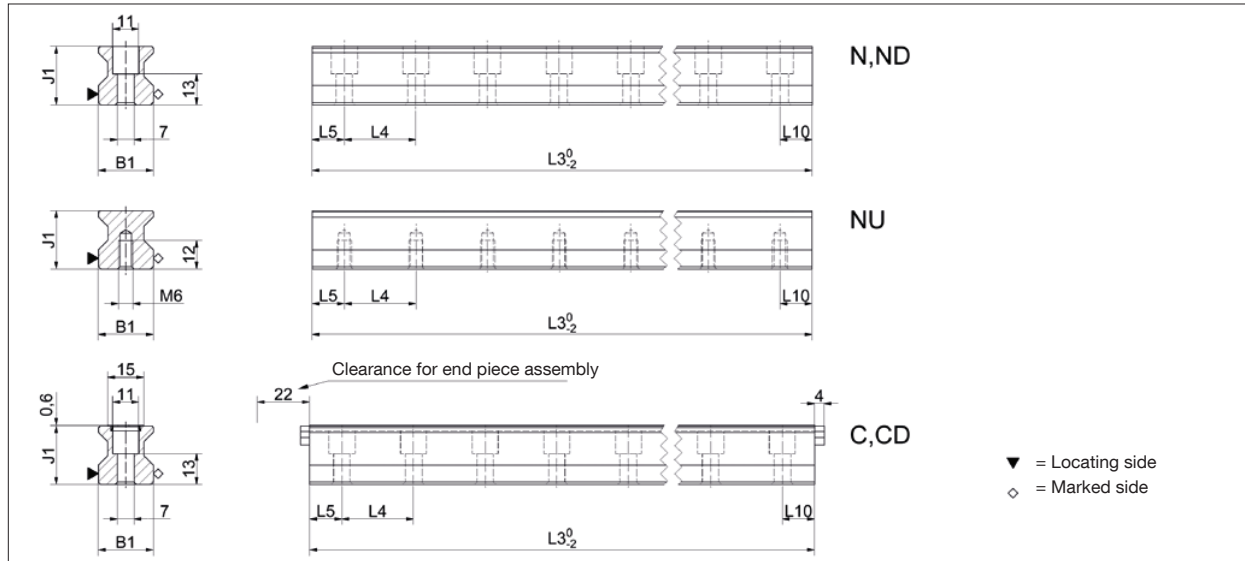
Assembly rails  
Lube adapters

Lubrication plates

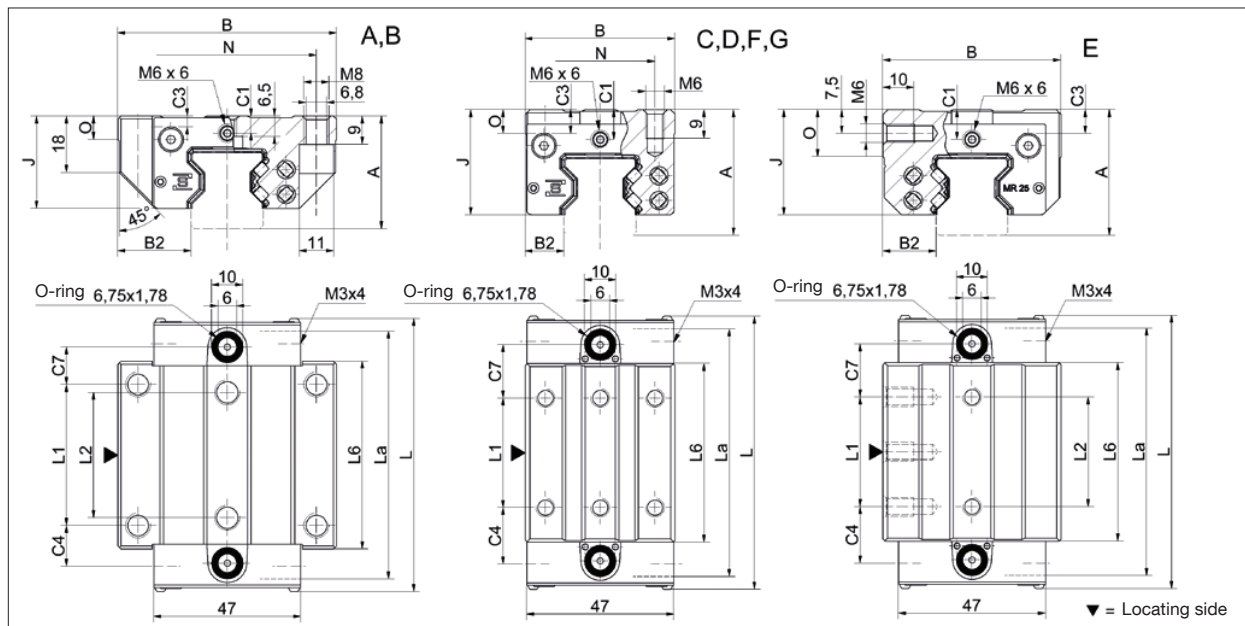
### 3.2 Technical data and options

### MR Size 25

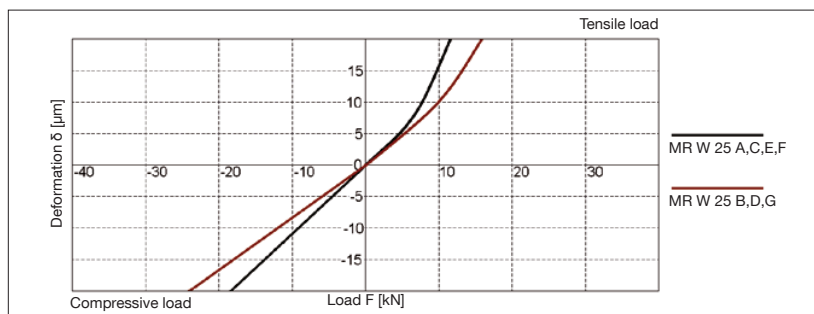
#### MR S 25 Drawings



#### MR W 25 Drawings



#### MR W 25 Rigidity diagram



#### MR W 25 Load rating

