

# ASi-3 EtherNet/IP + Modbus TCP-Gateways with integrated Safety Monitor

## ASi-3 EtherNet/IP + Modbus TCP-Gateways with integrated Safety Monitor

### 2 / 1 ASi Master, EtherNet/IP + Modbus TCP-Slave <sup>(1)</sup>

- switch integrated

### Up to 64 release circuits

- up to 6 release circuits SIL 3, cat. 4 on the Monitor, relays or fast electronic safe outputs

### Safe ASi outputs are supported

- up to 32 independent ASi outputs  
Multiple safe ASi outputs possible via a single ASi address

### Safe speed and standstill monitoring

### Applications up to category 4/PLe/SIL 3

### Chip card for storage of configuration data



(figure similar)



<sup>(1)</sup> Modbus TCP from Ident.no.: 13076 (see lateral label).

Figure	Type	Inputs Safety, ex- pandable to	Outputs Safety, SIL 3, cat. 4	Safety outputs, independent according to SIL 3, expandable to	Safety communication	Number of ASi networks, number of ASi Master <sup>(1)</sup>	1 power supply, 1 gateway for 2 ASi networks, inexpensive power supplies <sup>(2)</sup>	Diagnostic and configuration interface <sup>(3)</sup>	Art. no.
	Safety, EtherNet/IP + Modbus TCP	max. 62 x 2 channels, max. 1922 in max. configuration	6 release circuits; 6 x fast electronic safe outputs	max. 32, max. 992 in max. configuration	Safe Link	2 ASi networks, 2 ASi Masters	yes, max. 4 A/ASi network	Ethernet fieldbus, Ethernet diagnostic	<b>BWU2821</b>
	Safety, EtherNet/IP + Modbus TCP	max. 62 x 2 channels, max. 1922 in max. configuration	6 release circuits; 6 x fast electronic safe outputs	max. 32, max. 992 in max. configuration	Safe Link	2 ASi networks, 2 ASi Masters	no, max. 8A/ASi network, redundant supply	Ethernet fieldbus, Ethernet diagnostic	<b>BWU3079</b>
	Safety EtherNET/IP + Modbus TCP	max. 31 x 2 channels, max. 1891 in max. configuration	6 release circuits; 6 x fast elec- tronic safe outputs	max. 31, max. 991 in max. configuration	Safe Link	1 ASi network, 1 ASi master	yes, max. 4 A/ASi network	Ethernet fieldbus, Ethernet diagnostic	<b>BWU2818</b>

<sup>(1)</sup> **Number of ASi networks, number of ASi Master**

"Single Master": 1 ASi network, 1 ASi Master.

"Double Master": 2 ASi networks, 2 ASi Masters.

<sup>(2)</sup> **1 power supply, 1 gateway for 2 ASi networks, inexpensive power supplies**

"yes, max. 4 A/ASi network": Cost-effective power for 2 ASi networks with 1 power supply (optionally supply of multiple Single Gateways by 1 power supply). Operation with short cable lengths with standard 24 V power supply possible.

"no, max. 8 A/ASi network, redundant supply": 1 power supply per ASi network. Gateway is powered in normal operation from one of the two ASi power supplies. Should one ASi power supply fail, switching to the other ASi power supply allows all the diagnostics functions to be maintained and the unaffected ASi network continues to operate.

<sup>(3)</sup> **Diagnostic and configuration interface**

"Ethernet fieldbus + Ethernet diagnostic": Access to ASi Master and Safety Monitor with Bihl+Wiedemann software by using the Ethernet diagnostic interface or Ethernet fieldbus interface (EDS file for the Gateway is built into the web server).

# ASi-3 EtherNet/IP + Modbus TCP-Gateways with integrated Safety Monitor

<b>Article no.</b>	<b>BWU2818</b> <b>BWU2821</b> <b>BWU3079</b>
<b>Fieldbus interface</b>	
Ethernet interface	2 x RJ-45, integrated 2-Port-Switch, Ethernet + Modbus TCP acc. to IEEE 802.3
Baud rate	10/100 MBaud
Function	Device Level Ring (DLR) (Ethernet/IP only)
Card slot	chip card (128 KB) for storage of configuration data
<b>Ethernet interface</b>	
Baud rate	10/100 MBaud half-duplex or full-duplex <sup>(2)</sup>
<b>ASi</b>	
ASi specification	3.0
Cycle time	150 $\mu$ s * (number of slaves + 2)
Operating voltage	30 V <sub>DC</sub> (20 ... 31,6 V) (PELV voltage)
ASi Power24V capability <sup>(1)</sup>	yes
<b>AUX</b>	
Operating voltage	24 V <sub>DC</sub> (19,2 ... 28,8 V)
Max current consumption	7,2 A
<b>Display</b>	
LCD	indication of slave addresses and error messages in plain text
LED power (green)	power on
LED net (green)	Ethernet network active
LED config error (red)	configuration error
LED U ASi (green)	ASi voltage o.k.
LED ASi active (green)	ASi normal operation active
LED prg enable (green)	automatic addresses programming enabled
LED prj mode (yellow)	configuration mode active
LED AUX (green)	auxiliary power
LEDs SI1 ... SI6 (yellow)	state of inputs: LED off: open LED on: closed
LEDs SO1 ... SO6 (yellow)	state of outputs: LED off: open LED on: closed
<b>UL-specifications (UL508)</b>	
External protection	An isolated source with a secondary open circuit voltage of $\leq 30$ V <sub>DC</sub> with a 3 A maximum over current protection. Over current protection is not required when a Class 2 source is employed.
In general	UL mark does not provide UL certification for any functional safety rating or aspects of the above devices.
cTÜVus	the device BWU2579 from Bihl + Wiedemann GmbH is safety certified by TÜV Rheinland of North America, Inc. according to UL-standards and meet the safety requirements for the North American market.
Standards	EN 60529 EN 61000-6-2 EN 61000-6-4 EN 62061, SIL 3 EN 61508, SIL 3 EN ISO 13849-1, PLe

# ASi-3 EtherNet/IP + Modbus TCP-Gateways with integrated Safety Monitor

<b>Article no.</b>	<b>BWU2818 BWU2821 BWU3079</b>
<b>Environment</b>	
Operating altitude	2000 m
Ambient temperature	0 °C ... +55 °C
Storage temperature	-25 °C ... +85 °C
Housing	stainless steel, for DIN rail mounting
Protection category	IP20
Maximum tolerable shock and vibration stress	according to EN 61131-2
Voltage of insulation	≥500 V
Weight	800 g
Dimensions (W / H / D in mm)	109 / 120 / 106

(1) **ASi Power24V**

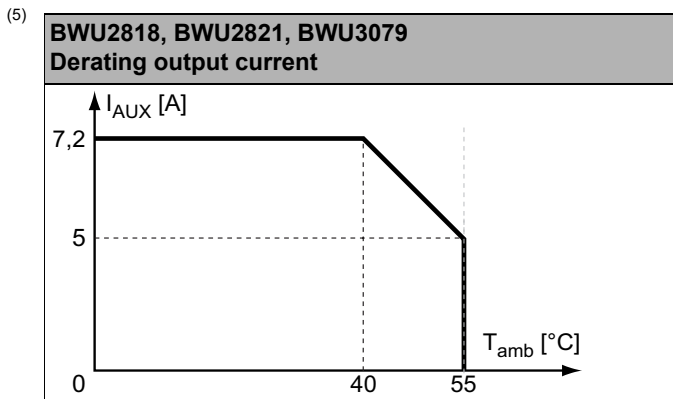
The device can be operated directly on a 24 V (PELV) power supply. The gateway has been optimized with integrated data coupling coils and adjustable self-resetting fuses for safe use of powerful 24 V power supplies.

- (2) BWU2821 from Ident. No. ≥16483, Ident. No. <16483 10 MBaud half-duplex.  
 BWU3079 from Ident. No. ≥16069, Ident. No. <16069 10 MBaud half-duplex.  
 BWU2818, BWU2742: 10 MBaud half-duplex.

<b>Article no.</b>	<b>BWU2818 / BWU2821 / BWU3079</b>
<b>Safety monitor</b>	
Start delay	< 10 ms
Max. turn-off time	< 40 ms
Antivalent switches for local inputs	yes
Standstill monitors for local inputs	6 axes up to 50 Hz <sup>(1)</sup>
Speed monitors for local inputs	3 to 6 axes up to 400 Hz <sup>(2)</sup>
<b>Connection</b>	
Connection	COMBICON
Length of connector cable	unlimited <sup>(3)</sup>
<b>Input</b>	
Inputs Safety, SIL3, cat. 4	3 x 2 channels <sup>(4)</sup>
Inputs digital, EDM	up to 6 standard inputs <sup>(4)</sup>
Switching current	15 mA (T = 100 µs), continuously 4 mA at 24 V
Power supply	out of AUX
<b>Output</b>	
Number of release circuits on the monitor	6
Outputs	semiconductor output max. contact load: 1,2 A <sub>DC-13</sub> at 30 V, $\Sigma = 7,2$ A in sum <sup>(5)</sup>
Power supply (semiconductor outputs)	out of AUX
Test pulse (semiconductor outputs)	if output is on: minimum interval between 2 test pulses: 250 ms; maximum pulse width 1 ms

- (1) connection at all SI or SO terminals possible.  
 (2) connection only at terminals SO1 ... SO6 configured as standard inputs (see "Variations of terminal configuration for BWU2818, BWU2821, BWU3079")  
 (3) loop resistance ≤150 Ω  
 (4) see "Variations of terminal configuration for BWU2818, BWU2821, BWU3079"

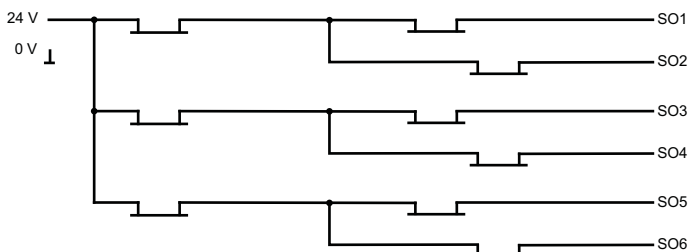
# ASi-3 EtherNet/IP + Modbus TCP-Gateways with integrated Safety Monitor



Article no.	Operating current		
	master power supply, approx 300 mA out of ASi network	master power supply, max. 300 mA out of ASi circuit 1 (approx. 70 mA ... 300 mA), max. 300 mA out of ASi circuit 2 (approx. 70 mA ... 300 mA); in sum max. 370 mA	Version „1 Gateway, 1 power supply for 2 ASi circuits“, ca. 350 mA (PELV voltage)
BWU2818	-	-	•
BWU2821	-	-	•
BWU3079	-	•	-

	BWU3079	BWU2818 / BWU2821
Redundant power supply out of ASi: all fundamental functions of the device remain available even in case of power failure in one of the two ASi networks	•	-
Current measurement of the ASi circuits	-	•
Self-resetting adjustable fuses	-	•
ASi earth fault monitor distinguishes between ASi cable and sensor cable	-	•
In version „1 gateway, 1 power supply for 2 ASi circuits“: only 1 gateway + 1 ASi power supply is needed for both 2 ASi circuits	-	•

## Safety outputs block diagram BWU2818, BWU2821, BWU3079:



# ASi-3 EtherNet/IP + Modbus TCP-Gateways with integrated Safety Monitor

## Variations of terminal configuration for BWU2818, BWU2821, BWU3079

Terminal	Safe output	Safe input for mechanical contacts in combination with T1, T2 <sup>(1)</sup>	Safe antivalent input <sup>(1)</sup>	Safe electronic input <sup>(1)</sup>	Standard input <sup>(1)</sup>
SI1,2	–	•	•	•	•
SI3,4	–	•	•	•	•
SI5,6	–	•	•	•	•
SO1,2 <sup>(2)</sup>	•	•	•	–	•
SO3,4 <sup>(2)</sup>	•	•	•	–	•
SO5,6 <sup>(2)</sup>	•	•	•	–	•

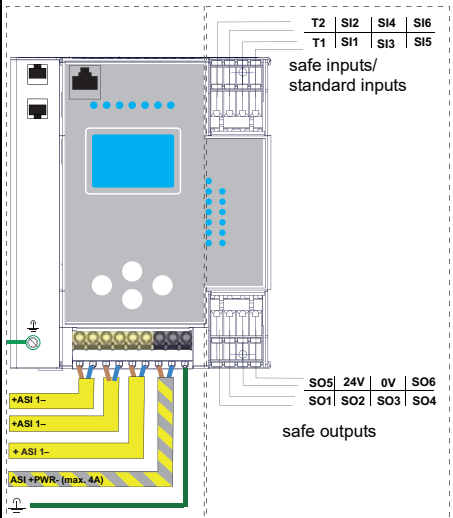
(1) Inputs may only be supplied by the same 24 V source as the device itself.

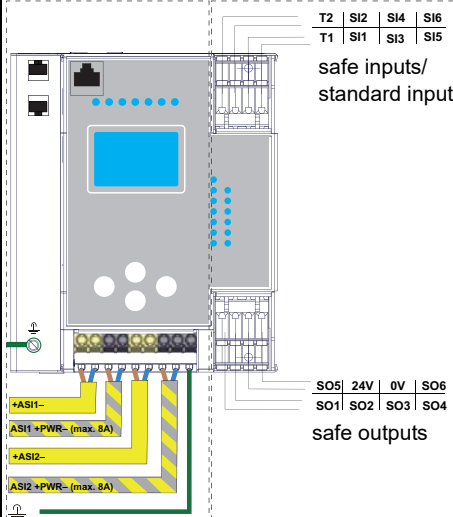
(2) If outputs are configured as inputs, the input current has to be limited by an external element at  $\leq 100$  mA.

## Connections: Gateway + Safety Monitor:

BWU2821	Connection	Description	
<p>safe inputs/ standard inputs</p> <p>safe outputs</p>	SI1, SI3, SI5	Safe input terminal (T1)	
	SI2, SI4, SI6	Safe input terminal (T2)	
	T1	Clock output 1	
	T2	Clock output 2	
	SO1 ... SO6	Safe semiconductor outputs 1 ... 6	
	24 V, 0 V	Power supply for local I/Os	
	+ASI 1-, +ASI 2-	Connection of ASi circuits	
	ASI +PWR-	Power supply for Gateway and ASi networks	

# ASi-3 EtherNet/IP + Modbus TCP-Gateways with integrated Safety Monitor

BWU2818	Connection	Description	
	SI1, SI3, SI5	Safe input terminal (T1)	
	SI2, SI4, SI6	Safe input terminal (T2)	
	T1	Clock output 1	
	T2	Clock output 2	
	SO1 ... SO6	Safe semiconductor outputs 1 ... 6	
	24 V, 0 V	Power supply for local I/Os	
	+ASi 1-	Connection of ASi circuit	
	ASi +PWR-	Power supply for Gateway and ASi networks	

BWU3079	Connection	Description	
	SI1, SI3, SI5	Safe input terminal (T1)	
	SI2, SI4, SI6	Safe input terminal (T2)	
	T1	Clock output 1	
	T2	Clock output 2	
	SO1 ... SO6	Safe semiconductor outputs 1 ... 6	
	24 V, 0 V	Power supply for local I/Os	
	+ASi 1-, +ASi 2-	Connection of ASi circuit	
	ASi1 +PWR-, ASi2 +PWR-	Power supply for Gateway and ASi networks	

## Accessories:

- Safe contact expander, 1 or 2 independent channels (art. no. BWU2548 / BWU2539)
- Chip card, memory capacity 128 KB (art. no. BW2222)
- Bihl+Wiedemann Suite - Safety Software for Configuration, Diagnostics and Commissioning (art. no. BW2916)
- Power supplies, e.g.: ASi power supply, 4 A (art. no. BW1649), ASi power supply, 8 A (art. no. BW1997)  
(further power supply units can be found at [www.bihl-wiedemann.de/en/products/accessories/power-supplies](http://www.bihl-wiedemann.de/en/products/accessories/power-supplies))