

Product availability: Non-Stock - Not normally stocked in distribution facility



Main

Product or component type	Braking resistor
---------------------------	------------------

Complementary

Range compatibility	Altivar Process ATV900
Product compatibility	Variable speed drive ATV930 wall mount 110 kW 380...480 V medium cycle Variable speed drive ATV930 wall mount 132 kW 380...480 V medium cycle Variable speed drive ATV930 wall mount 160 kW 380...480 V medium cycle
Braking cycle	Medium cycle normal duty) <4 s 135 % 40 s Medium cycle heavy duty) <4 s 165 % 40 s
Average power available	11 kW 122 °F (50 °C)
Ohmic value	2.5 Ohm
Electrical connection	Terminal <= 2.5 mm ² / AWG 12 temperature control switch M12 bar wire drive
Protection type	Thermal protection via drive or temperature control switch 120 °C
[Ue] rated operational voltage	24 V DC 250 V AC
Width	21.26 in (540 mm)
Height	19.09 in (485 mm)
Depth	41.73 in (1060 mm)
Product weight	106.92 lb(US) (48.5 kg)

Environment

Ambient air temperature for operation	32...122 °F (0...50 °C)
Ambient air temperature for storage	-13...158 °F (-25...70 °C)
IP degree of protection	IP23

Ordering and shipping details

Category	22209 - ATV650
Discount Schedule	CP4E
GTIN	03606480802409
Package weight(Lbs)	73.98 kg (163.1 lb(US))
Returnability	No
Country of origin	DE

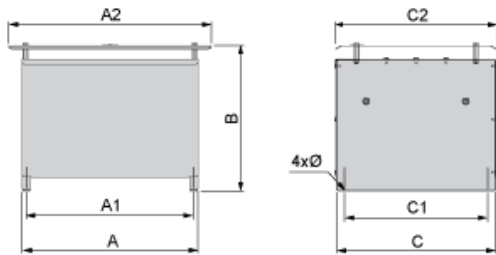
The information provided in this documentation contains general descriptions and/or technical characteristics of the performance of the products contained herein. This documentation is not intended as a substitute for and is not to be used for determining suitability or reliability of these products for specific user applications. It is the duty of any such user or integrator to perform the appropriate and complete risk analysis, evaluation and testing of the products with respect to the relevant specific application or use thereof. Neither Schneider Electric Industries SAS nor any of its affiliates or subsidiaries shall be responsible or liable for misuse of the information contained herein.

Offer Sustainability

California proposition 65	WARNING: This product can expose you to chemicals including: Lead and lead compounds which is known to the State of California to cause Carcinogen & Reproductive harm. For more information go to www.p65warnings.ca.gov
EU RoHS Directive	Pro-active compliance (Product out of EU RoHS legal scope) EU RoHS Declaration
Toxic heavy metal free	Yes
Mercury free	Yes
RoHS exemption information	Yes
China RoHS Regulation	China RoHS Declaration

Dimensions

Right Side and Front View



Dimensions in mm

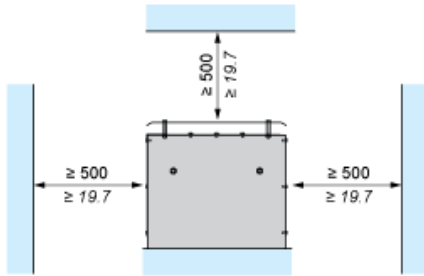
A	B	C	A1	C1	A2	C2	Ø
940	485	485	920	380	1060	540	9 x 12

Dimensions in in.

A	B	C	A1	C1	A2	C2	Ø
37.00	19.09	19.09	36.22	14.96	41.73	21.26	0.35 x 0.47

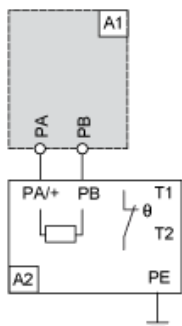
Clearances

mm
in.



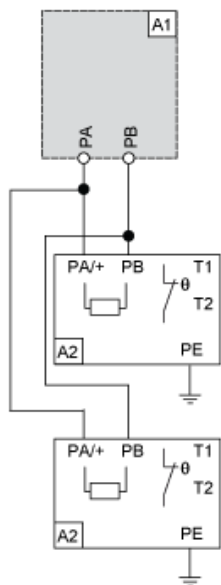
Recommended Schema

1 Braking Resistor



- A1 : Drive or external braking unit
- A2 : Braking resistor
- PA, Bus DC
- PB :
- T1, Temperature control switch
- T2 :

2 Braking Resistors



- A1 : Drive or external braking unit
- A2 : Braking resistor
- PA, Bus DC
- PB :
- T1, Temperature control switch
- T2 :