



Product availability: Non-Stock - Not normally stocked in distribution facility



Main

Range	Multi 9
Product name	Multi 9 C60H-DC
Product or component type	Miniature circuit-breaker
Device short name	C60H-DC
Device application	Distribution
Poles description	2P
Number of protected poles	2
Line Rated Current	15 A 77 °F (25 °C)
Network type	DC
Trip unit technology	Thermal-magnetic
Curve code	C
Breaking capacity	20 KA Icu 220 V DC GB 14048.2 10 KA Icu 440 V DC GB 14048.2 6 KA Icu 500 V DC GB 14048.2 20 KA Icu 220 V DC EN/IEC 60947-2 10 KA Icu 440 V DC EN/IEC 60947-2 6 KA Icu 500 V DC EN/IEC 60947-2 5 kA AIR 12...500 V DC UL 1077
Utilisation category	Category A EN/IEC 60947-2
Suitability for isolation	Yes EN/IEC 60947-2

Complementary

[Ue] rated operational voltage	12...500 V DC
Magnetic tripping limit	8.5 x In +/- 20 % AC
[Ics] rated service breaking capacity	4.5 KA 75 % GB 14048.2 - 500 V DC 7.5 KA 75 % GB 14048.2 - 440 V DC 15 KA 75 % GB 14048.2 - 220 V DC 15 KA 75 % EN/IEC 60947-2 - 220 V DC 7.5 KA 75 % EN/IEC 60947-2 - 440 V DC 4.5 kA 75 % EN/IEC 60947-2 - 500 V DC
Limitation class	3 EN/IEC 60947-2
[Ui] rated insulation voltage	500 V DC EN/IEC 60947-2
[Uimp] rated impulse withstand voltage	6 kVEN/IEC 60947-2
Contact position indicator	Yes
Control type	Toggle
Local signalling	ON/OFF indication
Mounting mode	Clip-on
Mounting support	DIN rail
Comb busbar and distribution block compatibility	Top or bottom standard
9 mm pitches	4
Height	3.19 in (81 mm)
Width	1.42 in (36 mm)
Depth	2.87 in (73 mm)
Net weight	0.56 lb(US) (0.256 kg)
Color	Grey
Mechanical durability	20000 cycles
Electrical durability	3000 Cycles L/R = 2 ms 6000 cycles

The information provided in this documentation contains general descriptions and/or technical characteristics of the performance of the products contained herein. This documentation is not intended as a substitute for and is not to be used for determining suitability or reliability of these products for specific user applications. It is the duty of any such user or integrator to perform the appropriate and complete risk analysis, evaluation and testing of the products with respect to the relevant specific application or use thereof. Neither Schneider Electric Industries SAS nor any of its affiliates or subsidiaries shall be responsible or liable for misuse of the information contained herein.

Provision for padlocking	Padlockable
Locking options description	In position O
Connections - terminals	Tunnel type terminal top or bottom) 0.00...0.04 in ² (1...25 mm ²) AWG 18...AWG 4) - rigid stranded Tunnel type terminal top or bottom) 0.00...0.02 in ² (1...16 mm ²) AWG 18...AWG 6) - flexible Tunnel type terminal top or bottom) 0.00...0.02 in ² (1...16 mm ²) AWG 18...AWG 6) - flexible with ferrule Tunnel type terminal top or bottom) - 2 0.00...0.02 in ² (1...10 mm ²) AWG 18...AWG 8) - rigid stranded Tunnel type terminal top or bottom) - 2 0.00...0.02 in ² (1...10 mm ²) AWG 18...AWG 8) - flexible Tunnel type terminal top or bottom) - 2 0.00...0.02 in ² (1...10 mm ²) AWG 18...AWG 8) - flexible with ferrule Tunnel type terminal top or bottom) - 3 0.00 in ² (1 mm ²) AWG 18) - flexible stranded
Wire stripping length	0.55 in (14 mm) top or bottom
Tightening torque	22.13 lbf.in (2.5 N.m) top or bottom
Earth-leakage protection	Without






Environment

Standards	UL 1077 GB 14048.2 EN/IEC 60947-2
Product certifications	UR CCC IEC
IP degree of protection	IP20(IEC 60529 IP40 modular enclosure)IEC 60529
Pollution degree	3 EN/IEC 60947-2
Overvoltage category	IV
Tropicalisation	2 IEC 60068-2 2 GB 14048.2
Relative humidity	95 % 131 °F (55 °C)
Operating altitude	6561.68 ft (2000 m)
Ambient air temperature for operation	-13...158 °F (-25...70 °C)
Ambient air temperature for storage	-40...185 °F (-40...85 °C)

Ordering and shipping details

Category	00915 - C60N MINIATURE CIRCUIT BREAKER-UL489
Discount Schedule	DE2
GTIN	00785901908760
Package weight(Lbs)	0.29 kg (0.64 lb(US))
Returnability	No
Country of origin	CN

Offer Sustainability

Sustainable offer status	Green Premium product
REACH Regulation	 REACH Declaration
REACH free of SVHC	Yes
EU RoHS Directive	Compliant  EU RoHS Declaration
Mercury free	Yes
RoHS exemption information	 Yes
China RoHS Regulation	 China RoHS Declaration
Environmental Disclosure	 Product Environmental Profile
Circularity Profile	No need of specific recycling operations
WEEE	The product must be disposed on European Union markets following specific waste collection and never end up in rubbish bins.

Contractual warranty

Warranty	18 months
----------	-----------
