

Product availability: Non-Stock - Not normally stocked in distribution facility



Main

Product or component type	Braking resistor
---------------------------	------------------

Complementary

Range compatibility	Altivar Machine ATV340 Altivar Process ATV900
Product compatibility	Variable speed drive ATV930 wall mount 55 kW 380...480 V medium cycle Variable speed drive ATV950 wall mount 55 kW 380...480 V medium cycle Variable speed drive ATV340 45 kW 380...480 V medium cycle Variable speed drive ATV930 45 kW 500...690 V medium cycle Variable speed drive ATV930 55 kW 500...690 V medium cycle Variable speed drive ATV930 60 hp 600 V medium cycle Variable speed drive ATV930 75 hp 600 V medium cycle
Braking cycle	Medium cycle normal duty) <4 s 135 % 40 s Medium cycle heavy duty) <4 s 165 % 40 s
Average power available	3.8 kW 122 °F (50 °C)
Ohmic value	8 Ohm
Electrical connection	Terminal <= 2.5 mm ² / AWG 12 temperature control switch M8 bar wire drive
Protection type	Thermal protection via drive or temperature control switch 120 °C
[Ue] rated operational voltage	24 V DC 250 V AC
Width	21.26 in (540 mm)
Height	19.09 in (485 mm)
Depth	25.59 in (650 mm)
Net weight	56.22 lb(US) (25.5 kg)

Environment

Ambient air temperature for operation	32...122 °F (0...50 °C)
Ambient air temperature for storage	-13...158 °F (-25...70 °C)
IP degree of protection	IP23

Ordering and shipping details

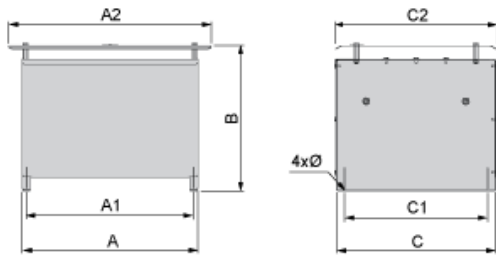
Category	22209 - ATV650
Discount Schedule	CP4E
GTIN	03606480802386
Package weight(Lbs)	24.50 kg (54.01 lb(US))
Returnability	No
Country of origin	DE

Offer Sustainability

California proposition 65	WARNING: This product can expose you to chemicals including: Lead and lead compounds which is known to the State of California to cause Carcinogen & Reproductive harm. For more information go to www.p65warnings.ca.gov
EU RoHS Directive	Pro-active compliance (Product out of EU RoHS legal scope) EU RoHS Declaration
Toxic heavy metal free	Yes
Mercury free	Yes
RoHS exemption information	Yes
China RoHS Regulation	China RoHS Declaration

Dimensions

Right Side and Front View



Dimensions in mm

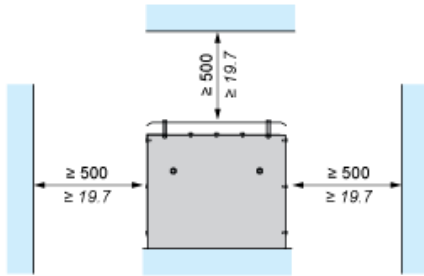
A	B	C	A1	C1	A2	C2	Ø
530	485	485	510	380	650	540	9 x 12

Dimensions in in.

A	B	C	A1	C1	A2	C2	Ø
20.87	19.09	19.09	20.08	14.96	25.59	21.26	0.35 x 0.47

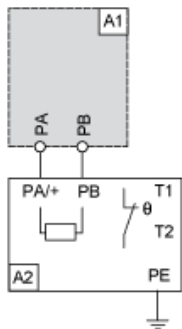
Clearances

mm
in.



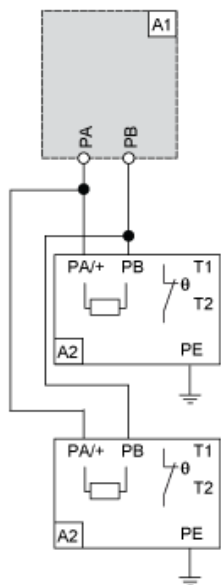
Recommended Schema

1 Braking Resistor



- A1 : Drive or external braking unit
- A2 : Braking resistor
- PA, Bus DC
- PB :
- T1, Temperature control switch
- T2 :

2 Braking Resistors



- A1 : Drive or external braking unit
- A2 : Braking resistor
- PA, Bus DC
- PB :
- T1, Temperature control switch
- T2 :