

Product availability: Stock - Normally stocked in distribution facility



Main

Range	TeSys
Product name	TeSys T
Device short name	LTME
Product or component type	Extension module
Device application	Equipment monitoring and control
Range compatibility	TeSys T LTMR motor controller
Supply	Via the controller

Complementary

[Ui] rated insulation voltage	690 V EN/IEC 60947-1 690 V CSA C22.2 No 14 690 V UL 508
[Uimp] rated impulse withstand voltage	6 KV current or voltage measurement circuit EN/IEC 60947-4-1 0.8 kV supply, inputs and outputs EN/IEC 60947-4-1
Logic input number	4
Input current	7 mA
Current state 0 guaranteed	Logic input < 5 V <= 15 mA 5 ms
Current state 1 guaranteed	Logic input < 15 V 2...15 mA 15 ms
Maximum output switching frequency	2 Hz
Maximum operating rate	1800 cyc/h
Contacts type and composition	Without
Metering type	Voltage U21, U32, U13, V1, V2, V3 Imbalance voltage Frequency Calculated active and reactive energy (+/- W.h, +/- VAR.h) Reactive power Q, Q1, Q2, Q3 Power factor Active power P, P1, P2, P3
Measurement accuracy	1 % voltage 100...830 V) 3 % power factor $\cos \varphi > 0.6$) 5 % active and reactive power
Overvoltage category	III
Connection pitch	0.20 in (5.08 mm)
Connections - terminals	Control circuit connector 1 0.00...0.00 in ² (0.25...2.5 mm ²) AWG 24...AWG 14)flexible with cable end Control circuit connector 1 0.00...0.00 in ² (0.2...2.5 mm ²) AWG 24...AWG 14)flexible without cable end Control circuit connector 1 0.00...0.00 in ² (0.25...2.5 mm ²) AWG 24...AWG 14)flexible without cable end Control circuit connector 1 0.00...0.00 in ² (0.2...2.5 mm ²) AWG 24...AWG 14)solid without cable end Control circuit connector 2 0.00...0.00 in ² (0.2...1 mm ²) AWG 24...AWG 14)flexible with cable end Control circuit connector 2 0.00...0.00 in ² (0.2...1.5 mm ²) AWG 24...AWG 14)flexible without cable end Control circuit connector 2 0.00...0.00 in ² (0.5...1.5 mm ²) AWG 24...AWG 14)flexible without cable end Control circuit connector 2 0.00...0.00 in ² (0.2...1 mm ²) AWG 24...AWG 14)solid without cable end
Tightening torque	Control circuit 4.43...5.31 lbf.in (0.5...0.6 N.m) flat 0.12 in (3 mm)
Pollution degree	3

The information provided in this documentation contains general descriptions and/or technical characteristics of the performance of the products contained herein. This documentation is not intended as a substitute for and is not to be used for determining suitability or reliability of these products for specific user applications. It is the duty of any such user or integrator to perform the appropriate and complete risk analysis, evaluation and testing of the products with respect to the relevant specific application or use thereof. Neither Schneider Electric Industries SAS nor any of its affiliates or subsidiaries shall be responsible or liable for misuse of the information contained herein.

Electromagnetic compatibility	Electrostatic discharge, 3 8 kV air, 6 kV contact)EN/IEC 61000-4-2) Fast transients immunity test, level 3 2 kV)EN/IEC 61000-4-4) Fast transients immunity test, level 4 4 kV)EN/IEC 61000-4-4) Conducted RF disturbances 10 V)EN/IEC 61000-4-6) Surges 1 kV)EN/IEC 61000-4-5) Surges 1 kV)EN/IEC 61000-4-5) Surges 2 kV)EN/IEC 61000-4-5) Surges 2 kV)EN/IEC 61000-4-5) Surges 4 kV)EN/IEC 61000-4-5)
Width	1.77 in (45 mm)
Height	2.40 in (61 mm)
Depth	4.75 in (120.7 mm)
Product weight	0.46 lb(US) (0.21 kg)
Compatibility code	LTME




Environment

Standards	IEC 60947-4-1 UL 508 EN 60947-4-1 IACS E10 CSA C22.2 No 14
Product certifications	UL NOM ATEX BV CSA EAC RINA LROS (Lloyds register of shipping) DNV ABS GL KERI RMRoS C-Tick CCC
IP degree of protection	IP20
Protective treatment	12 x 24 hour cycles EN/IEC 60068-2-30 48 h EN/IEC 60070-2-11 TH EN/IEC 60068
Fire resistance	1202 °F (650 °C) EN/IEC 60695-2-12 1760 °F (960 °C) UL 94
Ambient air temperature for operation	-4...140 °F (-20...60 °C)
Ambient air temperature for storage	-40...176 °F (-40...80 °C)
Operating altitude	<= 6561.68 ft (2000 m) without derating
Mechanical robustness	Shocks half sine wave acceleration15 Gn for 11 ms EN/IEC 60068-2-27 Vibrations mounted on symmetrical rail1 Gn, 5...300 Hz EN/IEC 60068-2-6 Vibrations plate mounted4 Gn, 5...300 Hz EN/IEC 60068-2-6

Ordering and shipping details

Category	22338 - SOLID STATE OVERLOAD RELAYS
Discount Schedule	I12
GTIN	00785901502395
Package weight(Lbs)	0.20 kg (0.44 lb(US))
Returnability	Yes
Country of origin	CN

Offer Sustainability

Sustainable offer status	Green Premium product
REACH Regulation	 REACH Declaration
EU RoHS Directive	Compliant  EU RoHS Declaration
Mercury free	Yes
RoHS exemption information	 Yes

China RoHS Regulation	China RoHS Declaration
Environmental Disclosure	Product Environmental Profile
Circularity Profile	End Of Life Information
WEEE	The product must be disposed on European Union markets following specific waste collection and never end up in rubbish bins.
Contractual warranty	
Warranty	18 months