



Product availability: Stock - Normally stocked in distribution facility



### Main

Range	Multi 9
Product name	Multi 9 C60
Product or component type	Miniature circuit-breaker
Device short name	C60SP
Device application	Distribution
Poles description	1P
Number of protected poles	1
Line Rated Current	8 A 77 °F (25 °C) EN/IEC 60947-2
Network type	AC DC
Trip unit technology	Thermal-magnetic
Curve code	D
Breaking capacity	10 KA AIR 277 V AC UL 1077 14 KA AIR 240 V AC UL 1077 14 KA AIR 120 V AC UL 1077 10 KA AIR 65 V DC UL 1077 10 KA AIR 277 V AC CSA C22.2 No 235 14 KA AIR 240 V AC CSA C22.2 No 235 14 KA AIR 120 V AC CSA C22.2 No 235 10 KA AIR 65 V DC CSA C22.2 No 235 3 KA Icu 415 V AC EN/IEC 60947-2 10 KA Icu 240 V AC EN/IEC 60947-2 20 KA Icu 60 V DC EN/IEC 60947-2 3 KA Icu 415 V AC GB 14048.2 10 KA Icu 240 V AC GB 14048.2 20 kA Icu 60 V DC GB 14048.2
Suitability for isolation	Yes EN/IEC 60947-2
Standards	EN/IEC 60947-2 GB 14048.2 UL 1077 CSA C22.2 No 235
Product certifications	IEC CCC UR CSA

### Complementary

[Ue] rated operational voltage	240 V AC 50/60 Hz 415 V AC 50/60 Hz 60 V DC
Magnetic tripping limit	12 x In +/- 20 % AC 17 x In +/- 20 % DC
[Ics] rated service breaking capacity	2.25 KA 75 % EN/IEC 60947-2 - 415 V AC 7.5 KA 75 % EN/IEC 60947-2 - 240 V AC 20 KA 100 % EN/IEC 60947-2 - 60 V DC 2.25 KA 75 % GB 14048.2 - 415 V AC 7.5 KA 75 % GB 14048.2 - 240 V AC 20 kA 100 % GB 14048.2 - 60 V DC
[Ui] rated insulation voltage	500 V AC EN/IEC 60947-2
[Uimp] rated impulse withstand voltage	6 kVEN/IEC 60947-2
Contact position indicator	Yes
Control type	Toggle
Local signalling	ON/OFF indication

Mounting mode	Clip-on
Mounting support	DIN rail
9 mm pitches	2
Height	3.19 in (81 mm)
Width	0.71 in (18 mm)
Depth	2.83 in (72 mm)
Color	Grey
Mechanical durability	20000 cycles
Electrical durability	10000 cycles
Provision for padlocking	Padlockable
Connections - terminals	Tunnel type terminal top or bottom) 0.00...0.04 in <sup>2</sup> (1...25 mm <sup>2</sup> ) AWG 18...AWG 8) - rigid Tunnel type terminal top or bottom) 0.00...0.02 in <sup>2</sup> (1...16 mm <sup>2</sup> ) AWG 18...AWG 8) - flexible with ferrule Tunnel type terminal top or bottom) 0.00...0.02 in <sup>2</sup> (1...16 mm <sup>2</sup> ) AWG 18...AWG 8) - flexible
Wire stripping length	0.55 in (14 mm) top or bottom
Tightening torque	22.13 lbf.in (2.5 N.m) top or bottom
Earth-leakage protection	Without





## Environment

IP degree of protection	IP20(IEC 60529 IP40 modular enclosure)IEC 60529
Pollution degree	3 EN/IEC 60947-2
Tropicalisation	2 IEC 60068-1
Relative humidity	95 % 131 °F (55 °C)
Operating altitude	0...6561.68 ft (0...2000 m)
Ambient air temperature for operation	-22...158 °F (-30...70 °C)
Ambient air temperature for storage	-40...176 °F (-40...80 °C)

## Ordering and shipping details

Category	00948 - M9 GEN 2 CB UL1077 / IEC
Discount Schedule	DE2
GTIN	00785901733843
Package weight(Lbs)	0.11 kg (0.24 lb(US))
Returnability	Yes
Country of origin	FR

## Offer Sustainability

Sustainable offer status	Green Premium product
REACH Regulation	 <a href="#">REACH Declaration</a>
EU RoHS Directive	Compliant  <a href="#">EU RoHS Declaration</a>
Mercury free	Yes
RoHS exemption information	 <a href="#">Yes</a>
China RoHS Regulation	 <a href="#">China RoHS Declaration</a>
Environmental Disclosure	 <a href="#">Product Environmental Profile</a>
Circularity Profile	No need of specific recycling operations
WEEE	The product must be disposed on European Union markets following specific waste collection and never end up in rubbish bins.