



Product availability: Stock - Normally stocked in distribution facility



Main

Range	Multi 9
Product name	Multi 9 C60
Product or component type	Miniature circuit-breaker
Device short name	C60SP
Device application	Distribution
Poles description	1P
Number of protected poles	1
Line Rated Current	6 A 77 °F (25 °C) EN/IEC 60947-2
Network type	DC AC
Trip unit technology	Thermal-magnetic
Curve code	D
Breaking capacity	10 KA AIR 277 V AC UL 1077 14 KA AIR 240 V AC UL 1077 14 KA AIR 120 V AC UL 1077 10 KA AIR 65 V DC UL 1077 10 KA AIR 277 V AC CSA C22.2 No 235 14 KA AIR 240 V AC CSA C22.2 No 235 14 KA AIR 120 V AC CSA C22.2 No 235 10 KA AIR 65 V DC CSA C22.2 No 235 3 KA Icu 415 V AC EN/IEC 60947-2 10 KA Icu 240 V AC EN/IEC 60947-2 20 KA Icu 60 V DC EN/IEC 60947-2 3 KA Icu 415 V AC GB 14048.2 10 KA Icu 240 V AC GB 14048.2 20 kA Icu 60 V DC GB 14048.2
Suitability for isolation	Yes EN/IEC 60947-2
Standards	EN/IEC 60947-2 GB 14048.2 UL 1077 CSA C22.2 No 235
Product certifications	IEC CCC UR CSA

Complementary

[Ue] rated operational voltage	240 V AC 50/60 Hz 415 V AC 50/60 Hz 60 V DC
Magnetic tripping limit	12 x In +/- 20 % AC 17 x In +/- 20 % DC
[Ics] rated service breaking capacity	2.25 KA 75 % EN/IEC 60947-2 - 415 V AC 7.5 KA 75 % EN/IEC 60947-2 - 240 V AC 20 KA 100 % EN/IEC 60947-2 - 60 V DC 2.25 KA 75 % GB 14048.2 - 415 V AC 7.5 KA 75 % GB 14048.2 - 240 V AC 20 kA 100 % GB 14048.2 - 60 V DC
[Ui] rated insulation voltage	500 V AC EN/IEC 60947-2
[Uimp] rated impulse withstand voltage	6 kVEN/IEC 60947-2
Contact position indicator	Yes
Control type	Toggle
Local signalling	ON/OFF indication

Mounting mode	Clip-on
Mounting support	DIN rail
9 mm pitches	2
Height	3.19 in (81 mm)
Width	0.71 in (18 mm)
Depth	2.83 in (72 mm)
Color	Grey
Mechanical durability	20000 cycles
Electrical durability	10000 cycles
Provision for padlocking	Padlockable
Connections - terminals	Tunnel type terminal top or bottom) 0.00...0.04 in ² (1...25 mm ²) AWG 18...AWG 8) - rigid Tunnel type terminal top or bottom) 0.00...0.02 in ² (1...16 mm ²) AWG 18...AWG 8) - flexible with ferrule Tunnel type terminal top or bottom) 0.00...0.02 in ² (1...16 mm ²) AWG 18...AWG 8) - flexible
Wire stripping length	0.55 in (14 mm) top or bottom
Tightening torque	22.13 lbf.in (2.5 N.m) top or bottom
Earth-leakage protection	Without




Environment

IP degree of protection	IP20(IEC 60529 IP40 modular enclosure)IEC 60529
Pollution degree	3 EN/IEC 60947-2
Tropicalisation	2 IEC 60068-1
Relative humidity	95 % 131 °F (55 °C)
Operating altitude	0...6561.68 ft (0...2000 m)
Ambient air temperature for operation	-22...158 °F (-30...70 °C)
Ambient air temperature for storage	-40...176 °F (-40...80 °C)

Ordering and shipping details

Category	00948 - M9 GEN 2 CB UL1077 / IEC
Discount Schedule	DE2
GTIN	00785901722786
Package weight(Lbs)	0.11 kg (0.25 lb(US))
Returnability	Yes
Country of origin	FR

Offer Sustainability

Sustainable offer status	Green Premium product
REACH Regulation	 REACH Declaration
EU RoHS Directive	Compliant  EU RoHS Declaration
Mercury free	Yes
RoHS exemption information	 Yes
China RoHS Regulation	 China RoHS Declaration
Environmental Disclosure	 Product Environmental Profile
Circularity Profile	No need of specific recycling operations
WEEE	The product must be disposed on European Union markets following specific waste collection and never end up in rubbish bins.