



Product availability: Stock - Normally stocked in distribution facility



Main

Range of product	Modicon TM5
Product or component type	Power distribution module
Product specific application	Supply 24 V DC I/O modules and bus CANopen Supply 24 V DC I/O modules and bus Sercos III

Complementary

Range compatibility	Modicon LMC078 Modicon LMC058 Modicon M258
Product compatibility	Logic controller Motion controller
[Us] rated supply voltage	24 V
Network type	DC
Current supplied	750 MA TM5 power bus 14...131 °F (-10...55 °C) 500 MA TM5 power bus 131...140 °F (55...60 °C) 10 A I/O power segment
Maximum power dissipation in W	1.91 W
Color	Grey
Short-circuit protection	10 A external fuse
Current consumption	<= 25 mA 24 V DC
Marking	CE

Environment

Standards	CSA C22.2 No 213 CSA C22.2 No 142 IEC 61131-2 UL 508
Product certifications	GOST-R C-Tick CSA CULus
Ambient air temperature for operation	14...131 °F (-10...55 °C) without horizontal installation) 131...140 °F (55...60 °C) with derating factor horizontal installation) 14...122 °F (-10...50 °C) vertical installation)
Ambient air temperature for storage	-40...158 °F (-40...70 °C)
Relative humidity	5...95 % without condensation
Operating altitude	0...6561.68 ft (0...2000 m)
Storage altitude	0.00...9842.52 ft (0...3000 m)
Vibration resistance	1 gn 8.4...150 Hz DIN rail 3.5 mm 5...8.4 Hz DIN rail
Shock resistance	15 gn 11 ms
Resistance to electrostatic discharge	4 kV on contact EN/IEC 61000-4-2 8 kV in air EN/IEC 61000-4-2

Resistance to electromagnetic fields	0.91 V/M (1 V/m) 2...2.7 GHz EN/IEC 61000-4-3 9.14 V/m (10 V/m) 80...2000 MHz EN/IEC 61000-4-3
Resistance to fast transients	1 KV EN/IEC 61000-4-4 I/O) 1 KV EN/IEC 61000-4-4 shielded cable) 2 kV EN/IEC 61000-4-4 power lines)
Surge withstand	0.5 KV differential mode EN/IEC 61000-4-5 1 kV common mode EN/IEC 61000-4-5
Electromagnetic compatibility	EN/IEC 61000-4-6
Disturbance radiated/conducted	CISPR 11

Ordering and shipping details

Category	18296 - PACDRIVE-3 PRODUCTS
Discount Schedule	PC51
GTIN	00785901921493
Package weight(Lbs)	0.05 kg (0.11 lb(US))
Returnability	Yes
Country of origin	AT

Offer Sustainability

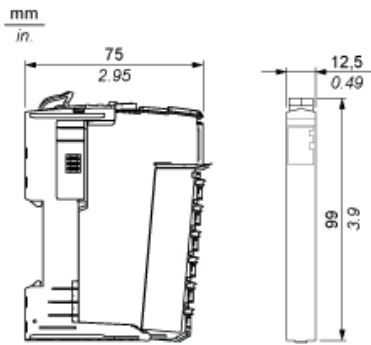
Sustainable offer status	Green Premium product
California proposition 65	WARNING: This product can expose you to chemicals including: Lead and lead compounds which is known to the State of California to cause Carcinogen & Reproductive harm. For more information go to www.p65warnings.ca.gov
REACH Regulation	REACH Declaration
REACH free of SVHC	Yes
EU RoHS Directive	Pro-active compliance (Product out of EU RoHS legal scope) EU RoHS Declaration
Toxic heavy metal free	Yes
Mercury free	Yes
RoHS exemption information	Yes
China RoHS Regulation	China RoHS Declaration
Environmental Disclosure	Product Environmental Profile
Circularity Profile	End Of Life Information
WEEE	The product must be disposed on European Union markets following specific waste collection and never end up in rubbish bins.

Contractual warranty

Warranty	18 months
----------	-----------

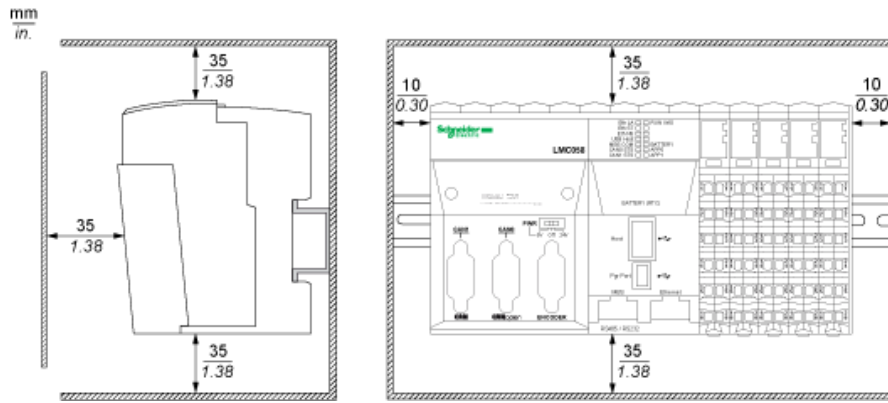
TM5 Slice

Dimensions

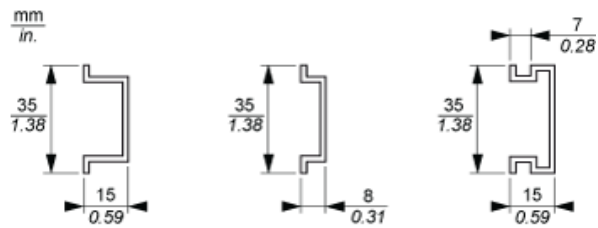


TM5 System

Spacing Requirements







Mounting on a DIN Rail



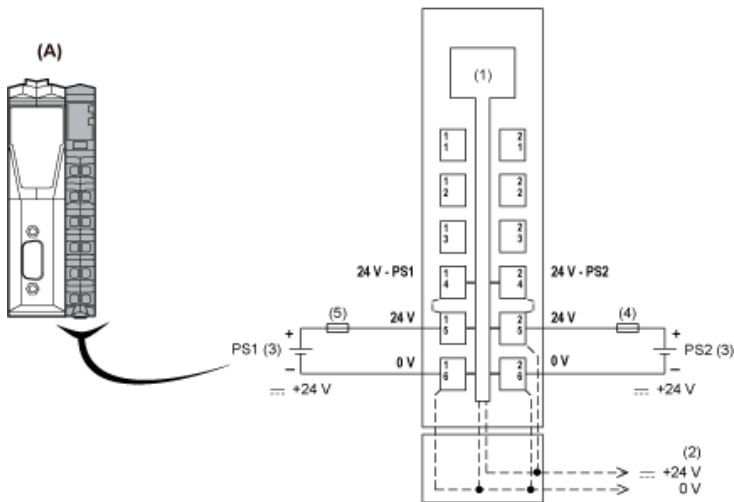
TM5 System Wiring Recommendations

Wire Sizes to Use with the Removable Spring Terminal Blocks

mm in.				
mm ²	0,08...2,5	0,25...2,5	0,25...1,5	2 x 0,25...2 x 0,75
AWG	28...14	24...14	24...16	2 x 24...2 x 18

Interface Power Distribution Module

Wiring Diagram



- (A) Interface Power Distribution Module (IPDM)
- (1) Internal electronics
- (2) 24 Vdc I/O power segment integrated in the bus bases
- (3) PS1/PS2: External isolated power supply 24 Vdc
- (4) External fuse, Type T slow blow, 10 A max., 250 V
- (5) External fuse, Type T slow blow, 1 A, 250 V